Coastal Protection and Restoration Authority
150 Terrace Avenue, Baton Rouge, LA 70802 | coastal@la.gov | www.coastal.la.gov

## 2017 Coastal Master Plan

# Attachment C3-23.6: Model Performance - Temperature

DRAFT

Report: Version I

Date: September 2016

Prepared By: Eric White and Yushi Wang (Water Institute of the Gulf)

# Coastal Protection and Restoration Authority

This document was prepared in support of the 2017 Coastal Master Plan being prepared by the Coastal Protection and Restoration Authority (CPRA). CPRA was established by the Louisiana Legislature in response to Hurricanes Katrina and Rita through Act 8 of the First Extraordinary Session of 2005. Act 8 of the First Extraordinary Session of 2005 expanded the membership, duties, and responsibilities of CPRA and charged the new authority to develop and implement a comprehensive coastal protection plan, consisting of a master plan (revised every five years) and annual plans. CPRA's mandate is to develop, implement, and enforce a comprehensive coastal protection and restoration master plan.

DRAFT

**Table1: Summary of Modeled and Observed Mean Daily Temperature ( C ) for Calibration Period 2010-2013.**

| ICM Compartment | Station | # Observations | Predicted | | | | | Observed | | | | |
|---|---|---|---|---|---|---|---|---|---|---|---|---|
| | | | Mean | Median | StDev | Min | Max | Mean | Median | StDev | Min | Max |
| 23 | LDEQ3594 | 11 | 19.0 | 21.2 | 8.5 | 8.0 | 31.0 | 21.7 | 22.3 | 5.5 | 14.0 | 29.1 |
| 26 | LDEQ0032 | 11 | 20.4 | 20.8 | 6.6 | 9.2 | 29.0 | 21.9 | 23.0 | 5.8 | 13.1 | 29.6 |
| 28 | LDEQ1089 | 8 | 21.0 | 20.6 | 5.0 | 13.6 | 26.7 | 21.6 | 24.6 | 7.1 | 10.8 | 27.6 |
| 30 | LDEQ0105 | 46 | 19.4 | 20.7 | 7.9 | 5.1 | 30.1 | 20.4 | 20.5 | 7.5 | 7.2 | 32.5 |
| 31 | LDEQ1073 | 12 | 21.0 | 21.4 | 5.5 | 12.0 | 27.8 | 20.3 | 21.2 | 8.5 | 6.9 | 31.1 |
| 35 | LDEQ0035 | 5 | 21.1 | 22.9 | 7.1 | 12.8 | 27.9 | 20.2 | 18.1 | 9.2 | 7.8 | 31.2 |
| 36 | LDEQ1047 | 12 | 21.3 | 22.4 | 8.5 | 5.5 | 31.2 | 21.0 | 22.7 | 8.9 | 7.1 | 31.3 |
| 37 | LDEQ1043 | 12 | 21.0 | 21.4 | 6.4 | 10.8 | 29.3 | 23.1 | 24.9 | 7.5 | 11.5 | 31.6 |
| 39 | LDEQ1087 | 7 | 20.7 | 21.5 | 5.3 | 12.3 | 27.5 | 20.6 | 23.4 | 8.9 | 8.2 | 30.7 |
| 42 | LDEQ1086 | 15 | 20.8 | 20.9 | 5.7 | 10.5 | 28.9 | 21.6 | 23.9 | 7.7 | 9.1 | 31.4 |
| 45 | LDEQ0138 | 46 | 21.0 | 20.8 | 6.5 | 9.0 | 29.9 | 20.6 | 20.7 | 7.5 | 7.8 | 31.2 |
| 46 | LDEQ1062 | 12 | 21.1 | 21.4 | 6.1 | 12.9 | 28.4 | 22.7 | 23.3 | 6.1 | 14.7 | 30.4 |
| 48 | LDEQ0106 | 47 | 21.5 | 21.5 | 7.0 | 8.4 | 31.2 | 21.3 | 22.0 | 6.9 | 8.7 | 32.3 |
| 49 | LDEQ1084 | 3 | 21.9 | 21.6 | 4.5 | 17.6 | 26.5 | 18.4 | 17.0 | 7.2 | 12.0 | 26.2 |
| 52 | LDEQ1082 | 8 | 20.8 | 20.1 | 5.1 | 13.6 | 26.5 | 21.5 | 23.0 | 6.7 | 11.1 | 28.7 |
| 53 | LDEQ1063 | 12 | 21.1 | 21.4 | 6.2 | 12.8 | 28.7 | 22.7 | 23.6 | 6.2 | 14.2 | 29.9 |
| 55 | LDEQ1083 | 7 | 20.9 | 21.0 | 5.4 | 12.6 | 27.9 | 21.2 | 22.8 | 7.6 | 10.9 | 29.0 |
| 59 | LDEQ0638 | 13 | 21.2 | 21.1 | 6.7 | 11.5 | 30.4 | 20.2 | 20.6 | 8.7 | 7.1 | 31.3 |
| 65 | LDEQ1095 | 12 | 20.0 | 20.7 | 5.7 | 11.3 | 26.9 | 21.0 | 19.6 | 6.4 | 13.1 | 29.7 |
| 66 | LDEQ0307 | 12 | 21.1 | 21.5 | 6.5 | 12.2 | 28.9 | 22.5 | 23.7 | 6.1 | 14.8 | 29.7 |
| 66 | LDEQ0307 | 12 | 21.1 | 21.5 | 6.5 | 12.2 | 28.9 | 22.5 | 23.7 | 6.1 | 14.8 | 29.7 |
| 66 | LDEQ0307 | 12 | 21.1 | 21.5 | 6.5 | 12.2 | 28.9 | 22.5 | 23.7 | 6.1 | 14.8 | 29.7 |
| 81 | LDEQ1081 | 15 | 21.4 | 21.9 | 7.8 | 7.5 | 32.5 | 20.7 | 22.8 | 8.3 | 6.9 | 31.5 |
| 82 | LDEQ0006 | 8 | 20.7 | 20.5 | 7.2 | 9.5 | 29.9 | 20.2 | 23.1 | 8.5 | 6.7 | 30.3 |
| 97 | LDEQ0298 | 11 | 19.6 | 21.3 | 9.4 | 6.8 | 31.0 | 18.5 | 21.7 | 7.9 | 6.6 | 27.1 |
| 107 | LDEQ0007 | 7 | 21.3 | 19.5 | 7.0 | 10.0 | 31.2 | 20.7 | 22.5 | 7.9 | 10.2 | 28.9 |

DRAFT

| ICM Compartment | Station | # Observations | Predicted | | | | | Observed | | | | |
|---|---|---|---|---|---|---|---|---|---|---|---|---|
| | | | Mean | Median | StDev | Min | Max | Mean | Median | StDev | Min | Max |
| 129 | LDEQ1093 | 12 | 19.5 | 20.3 | 6.2 | 9.8 | 26.7 | 19.3 | 19.1 | 8.1 | 8.3 | 30.1 |
| 130 | LDEQ0905 | 11 | 22.7 | 22.1 | 6.3 | 15.2 | 31.5 | 21.8 | 23.2 | 6.3 | 12.7 | 29.6 |
| 136 | LDEQ0036 | 12 | 22.1 | 22.7 | 7.2 | 10.6 | 31.0 | 21.1 | 20.9 | 7.8 | 9.8 | 31.4 |
| 150 | LDEQ1102 | 16 | 21.3 | 21.6 | 7.9 | 8.3 | 31.1 | 20.5 | 22.6 | 8.0 | 6.7 | 30.5 |
| 155 | LDEQ1080 | 8 | 21.1 | 21.9 | 8.7 | 7.9 | 32.1 | 20.7 | 23.1 | 8.8 | 6.8 | 32.0 |
| 156 | LDEQ1092 | 12 | 19.9 | 20.7 | 4.3 | 13.4 | 25.1 | 19.8 | 19.6 | 7.5 | 9.2 | 29.5 |
| 199 | LDEQ0904 | 11 | 22.7 | 22.1 | 6.3 | 15.1 | 31.5 | 22.3 | 24.0 | 5.6 | 12.6 | 29.7 |
| 209 | LDEQ0304 | 12 | 21.5 | 21.5 | 8.2 | 10.6 | 31.2 | 21.3 | 25.2 | 9.5 | 4.4 | 33.0 |
| 213 | LDEQ3958 | 12 | 21.5 | 21.5 | 8.3 | 10.4 | 31.3 | 22.4 | 26.2 | 10.6 | 3.2 | 36.6 |
| 215 | LDEQ0228 | 12 | 20.3 | 21.6 | 9.4 | 6.7 | 31.2 | 20.9 | 22.9 | 7.9 | 9.1 | 32.7 |
| 226 | LDEQ0909 | 12 | 21.8 | 21.3 | 5.0 | 15.1 | 28.7 | 22.1 | 23.3 | 6.2 | 13.3 | 29.5 |
| 248 | LDEQ0901 | 4 | 28.9 | 29.6 | 2.8 | 25.1 | 31.3 | 28.1 | 28.0 | 1.4 | 26.5 | 29.8 |
| 251 | LDEQ0636 | 4 | 28.9 | 29.6 | 2.5 | 25.5 | 31.0 | 28.7 | 28.1 | 1.3 | 27.9 | 30.6 |
| 252 | LDEQ4345 | 12 | 21.3 | 21.5 | 4.3 | 15.2 | 27.1 | 22.0 | 23.5 | 6.3 | 13.6 | 30.4 |
| 253 | LDEQ0899 | 11 | 22.7 | 22.6 | 6.3 | 14.7 | 31.5 | 22.7 | 24.6 | 6.2 | 12.4 | 30.3 |
| 257 | LDEQ0908 | 12 | 21.7 | 21.2 | 4.7 | 15.1 | 28.0 | 22.1 | 23.1 | 6.5 | 12.9 | 30.6 |
| 258 | LDEQ0243 | 16 | 20.2 | 21.0 | 8.8 | 3.8 | 31.5 | 20.9 | 22.7 | 7.7 | 7.1 | 30.4 |
| 268 | LDEQ0292 | 11 | 22.3 | 22.5 | 6.8 | 14.0 | 31.6 | 22.9 | 24.7 | 6.3 | 12.9 | 30.2 |
| 277 | LDEQ0898 | 11 | 22.5 | 22.1 | 6.1 | 15.1 | 31.2 | 22.8 | 24.6 | 6.1 | 13.3 | 30.3 |
| 278 | LDEQ0907 | 12 | 22.1 | 21.6 | 5.5 | 14.9 | 29.5 | 22.1 | 23.3 | 6.6 | 12.6 | 30.6 |
| 287 | LDEQ0903 | 11 | 22.5 | 22.0 | 6.3 | 15.0 | 31.4 | 22.6 | 24.5 | 6.5 | 11.7 | 30.5 |
| 295 | LDEQ0897 | 11 | 22.5 | 22.2 | 5.9 | 15.2 | 30.9 | 22.5 | 24.3 | 5.9 | 13.2 | 29.6 |
| 297 | LDEQ0918 | 12 | 23.0 | 23.1 | 6.8 | 14.7 | 31.6 | 21.7 | 23.0 | 6.7 | 10.7 | 29.4 |
| 298 | LDEQ0084 | 12 | 21.4 | 22.3 | 7.6 | 11.1 | 31.5 | 20.1 | 22.8 | 7.6 | 5.3 | 27.8 |
| 307 | LDEQ0926 | 12 | 21.6 | 21.3 | 4.2 | 15.8 | 26.8 | 22.9 | 23.7 | 6.1 | 12.8 | 29.6 |
| 309 | LDEQ0336 | 14 | 25.3 | 25.2 | 6.4 | 14.3 | 32.9 | 23.5 | 24.1 | 5.2 | 15.7 | 29.3 |
| 309 | LDEQ0336 | 14 | 25.3 | 25.2 | 6.4 | 14.3 | 32.9 | 23.5 | 24.1 | 5.2 | 15.7 | 29.3 |

DRAFT

| ICM Compartment | Station | # Observations | Predicted | | | | | Observed | | | | |
|---|---|---|---|---|---|---|---|---|---|---|---|---|
| | | | Mean | Median | StDev | Min | Max | Mean | Median | StDev | Min | Max |
| 309 | LDEQ0336 | 14 | 25.3 | 25.2 | 6.4 | 14.3 | 32.9 | 23.5 | 24.1 | 5.2 | 15.7 | 29.3 |
| 312 | LDEQ0945 | 12 | 21.2 | 22.4 | 8.6 | 8.0 | 31.5 | 22.1 | 23.9 | 8.7 | 5.6 | 31.6 |
| 314 | LDEQ0922 | 12 | 21.7 | 21.6 | 5.7 | 14.5 | 29.2 | 22.5 | 21.9 | 6.4 | 11.1 | 31.1 |
| 316 | LDEQ2843 | 12 | 21.2 | 22.6 | 8.6 | 8.9 | 31.3 | 22.4 | 24.4 | 8.8 | 5.3 | 32.5 |
| 324 | LDEQ0341 | 12 | 23.1 | 23.6 | 7.2 | 10.6 | 32.1 | 21.4 | 22.6 | 7.3 | 8.8 | 31.6 |
| 325 | LDEQ2844 | 12 | 21.4 | 22.7 | 8.6 | 7.2 | 31.8 | 22.1 | 23.7 | 8.6 | 6.0 | 31.7 |
| 331 | LDEQ0925 | 12 | 22.5 | 21.9 | 5.6 | 15.5 | 29.7 | 22.9 | 23.6 | 6.1 | 12.8 | 29.6 |
| 342 | LDEQ0293 | 48 | 22.0 | 21.0 | 7.0 | 6.7 | 32.6 | 21.4 | 22.7 | 7.0 | 6.1 | 31.8 |
| 343 | LDEQ0080 | 12 | 22.7 | 24.6 | 7.5 | 9.9 | 31.2 | 22.0 | 23.9 | 7.2 | 11.1 | 30.9 |
| 348 | LDEQ0924 | 12 | 19.9 | 20.1 | 2.9 | 15.6 | 23.3 | 22.5 | 24.2 | 7.1 | 10.5 | 30.1 |
| 349 | LDEQ0340 | 11 | 21.7 | 22.1 | 7.0 | 12.3 | 31.1 | 22.0 | 25.5 | 6.8 | 11.6 | 30.1 |
| 361 | LDEQ0946 | 12 | 21.4 | 21.7 | 6.9 | 11.3 | 30.5 | 22.1 | 24.0 | 8.1 | 8.4 | 31.7 |
| 363 | LDEQ1198 | 12 | 22.8 | 21.0 | 6.9 | 13.9 | 31.9 | 20.9 | 19.6 | 6.7 | 13.1 | 31.0 |
| 366 | LDEQ0923 | 12 | 21.7 | 22.6 | 7.3 | 8.3 | 31.1 | 23.2 | 24.3 | 6.5 | 13.2 | 30.3 |
| 368 | LDEQ0349 | 15 | 22.0 | 22.5 | 7.6 | 7.9 | 32.3 | 21.4 | 23.0 | 7.2 | 9.3 | 31.5 |
| 372 | LDEQ0347 | 15 | 21.9 | 22.6 | 7.6 | 7.6 | 32.4 | 21.5 | 23.3 | 7.0 | 9.6 | 31.6 |
| 372 | LDEQ0347 | 15 | 21.9 | 22.6 | 7.6 | 7.6 | 32.4 | 21.5 | 23.3 | 7.0 | 9.6 | 31.6 |
| 377 | LDEQ0953 | 12 | 21.2 | 21.3 | 3.4 | 16.2 | 25.7 | 22.9 | 23.8 | 6.1 | 13.1 | 29.6 |
| 381 | LDEQ3001 | 11 | 22.5 | 23.1 | 5.6 | 14.7 | 30.0 | 22.8 | 25.4 | 6.7 | 11.5 | 31.2 |
| 392 | LDEQ1196 | 12 | 18.0 | 16.5 | 8.3 | 8.0 | 29.6 | 18.4 | 16.3 | 8.0 | 8.9 | 29.7 |
| 393 | LDEQ0930 | 0 | - | - | - | - | - | - | - | - | - | - |
| 394 | LDEQ0110 | 11 | 21.5 | 21.2 | 7.0 | 11.9 | 31.3 | 23.4 | 25.2 | 5.7 | 15.3 | 30.3 |
| 399 | LDEQ0346 | 12 | 21.7 | 23.5 | 8.5 | 7.4 | 32.4 | 22.6 | 24.5 | 8.0 | 5.9 | 31.6 |
| 413 | LDEQ0144 | 12 | 22.6 | 22.0 | 6.9 | 14.9 | 31.9 | 21.7 | 20.3 | 6.7 | 10.4 | 31.7 |
| 419 | LDEQ0959 | 4 | 19.3 | 18.6 | 3.3 | 16.3 | 23.6 | 21.6 | 24.1 | 8.7 | 9.1 | 29.2 |
| 421 | LDEQ0940 | 12 | 21.3 | 20.7 | 7.4 | 12.8 | 31.2 | 21.3 | 21.2 | 5.6 | 12.7 | 28.5 |
| 425 | LDEQ0954 | 12 | 21.9 | 23.4 | 8.1 | 8.0 | 31.8 | 22.6 | 24.3 | 8.0 | 7.4 | 31.7 |

DRAFT

| ICM Compartment | Station | # Observations | Predicted | | | | | Observed | | | | |
|---|---|---|---|---|---|---|---|---|---|---|---|---|
| | | | Mean | Median | StDev | Min | Max | Mean | Median | StDev | Min | Max |
| 427 | LDEQ0337 | 12 | 22.9 | 24.5 | 7.1 | 12.3 | 31.2 | 22.5 | 24.3 | 6.6 | 11.8 | 29.6 |
| 432 | LDEQ0339 | 11 | 22.7 | 22.5 | 6.4 | 14.5 | 31.6 | 22.5 | 23.0 | 4.8 | 14.9 | 29.3 |
| 436 | LDEQ1199 | 12 | 22.3 | 21.4 | 7.2 | 13.6 | 32.0 | 19.7 | 18.6 | 7.8 | 8.0 | 30.1 |
| 438 | LDEQ0934 | 11 | 21.6 | 21.3 | 6.8 | 12.3 | 31.2 | 22.5 | 24.7 | 6.4 | 13.9 | 30.1 |
| 439 | LDEQ0960 | 5 | 22.2 | 23.5 | 5.6 | 13.1 | 26.7 | 22.6 | 24.3 | 8.3 | 8.6 | 29.5 |
| 454 | LDEQ0113 | 12 | 22.7 | 22.8 | 7.3 | 9.1 | 32.1 | 21.0 | 19.9 | 7.4 | 8.7 | 31.6 |
| 459 | LDEQ0936 | 11 | 21.9 | 21.7 | 6.6 | 13.0 | 31.2 | 22.8 | 24.4 | 5.9 | 14.0 | 30.3 |
| 460 | LDEQ0338 | 3 | 19.4 | 18.9 | 6.9 | 12.8 | 26.6 | 18.6 | 17.8 | 7.3 | 11.6 | 26.2 |
| 475 | LDEQ0344 | 12 | 21.1 | 20.9 | 7.5 | 8.6 | 30.8 | 21.2 | 20.5 | 7.5 | 8.7 | 32.0 |
| 494 | LDEQ0952 | 13 | 21.8 | 21.1 | 5.4 | 11.3 | 28.4 | 21.5 | 21.0 | 7.2 | 9.1 | 31.1 |
| 498 | LDEQ0928 | 12 | 21.0 | 21.1 | 8.4 | 8.6 | 31.6 | 21.2 | 21.9 | 9.0 | 5.3 | 31.9 |
| 499 | LDEQ0941 | 12 | 22.4 | 21.2 | 6.5 | 14.2 | 31.5 | 22.1 | 21.4 | 6.5 | 11.3 | 31.4 |
| 510 | LDEQ0949 | 11 | 21.0 | 21.3 | 2.8 | 17.0 | 25.8 | 23.5 | 23.9 | 5.3 | 14.5 | 31.2 |
| 512 | LDEQ0937 | 8 | 21.6 | 22.0 | 7.1 | 10.2 | 30.6 | 20.1 | 22.5 | 8.3 | 8.6 | 30.2 |
| 518 | LDEQ0896 | 11 | 22.5 | 22.5 | 6.2 | 14.3 | 31.3 | 23.3 | 24.6 | 5.5 | 14.1 | 29.7 |
| 522 | LDEQ0039 | 47 | 18.8 | 18.8 | 8.7 | 3.6 | 32.0 | 19.3 | 19.7 | 8.3 | 4.3 | 31.9 |
| 533 | LDEQ0961 | 11 | 20.7 | 20.3 | 2.4 | 17.4 | 24.5 | 22.6 | 22.9 | 5.2 | 15.0 | 31.2 |
| 536 | LDEQ3586 | 11 | 22.2 | 22.2 | 6.0 | 14.2 | 30.8 | 23.2 | 25.0 | 5.9 | 13.7 | 30.5 |
| 538 | LDEQ1200 | 12 | 20.5 | 20.0 | 7.7 | 10.6 | 31.3 | 24.2 | 24.8 | 5.9 | 16.2 | 32.2 |
| 559 | LDEQ1201 | 12 | 19.8 | 20.1 | 8.4 | 8.9 | 31.0 | 20.8 | 21.8 | 8.1 | 9.8 | 31.8 |
| 561 | LDEQ0948 | 12 | 22.0 | 21.2 | 5.1 | 14.4 | 29.0 | 22.3 | 22.2 | 6.4 | 13.6 | 31.3 |
| 563 | LDEQ1203 | 12 | 19.7 | 20.2 | 8.5 | 8.8 | 31.3 | 20.8 | 21.9 | 7.9 | 9.8 | 31.6 |
| 569 | LDEQ0933 | 12 | 19.6 | 20.4 | 9.6 | 3.8 | 31.1 | 20.4 | 20.3 | 9.4 | 5.0 | 31.5 |
| 585 | LDEQ0950 | 12 | 21.8 | 21.3 | 4.6 | 15.3 | 28.1 | 22.3 | 22.5 | 6.3 | 13.7 | 30.2 |
| 586 | LDEQ0955 | 7 | 21.9 | 21.3 | 5.6 | 15.4 | 29.7 | 21.0 | 19.6 | 5.8 | 12.1 | 28.9 |
| 593 | LDEQ1202 | 12 | 19.6 | 20.4 | 8.6 | 8.4 | 31.4 | 20.7 | 21.6 | 8.3 | 9.5 | 32.3 |
| 598 | LDEQ0962 | 11 | 20.5 | 20.9 | 2.3 | 17.3 | 23.7 | 23.3 | 23.5 | 5.0 | 16.3 | 31.1 |

DRAFT

| ICM Compartment | Station | # Observations | Predicted | | | | | Observed | | | | |
|---|---|---|---|---|---|---|---|---|---|---|---|---|
| | | | Mean | Median | StDev | Min | Max | Mean | Median | StDev | Min | Max |
| 648 | LDEQ0692 | 6 | 21.4 | 21.5 | 7.7 | 10.2 | 29.7 | 22.3 | 23.8 | 6.3 | 13.1 | 28.5 |
| 649 | LDEQ0957 | 12 | 21.2 | 21.9 | 3.5 | 16.1 | 25.6 | 22.4 | 22.5 | 6.1 | 14.2 | 30.0 |
| 658 | LDEQ0685 | 12 | 19.2 | 21.2 | 9.3 | 4.1 | 30.3 | 20.7 | 22.8 | 9.0 | 5.9 | 31.3 |
| 678 | LDEQ0683 | 12 | 21.0 | 20.6 | 6.2 | 12.9 | 29.4 | 21.8 | 21.4 | 7.0 | 9.6 | 31.1 |
| 692 | LDEQ0691 | 6 | 20.2 | 19.7 | 6.6 | 13.0 | 28.1 | 22.5 | 22.7 | 7.4 | 11.2 | 31.1 |
| 718 | LDEQ0693 | 12 | 21.2 | 21.3 | 5.5 | 14.1 | 28.5 | 21.9 | 21.8 | 7.5 | 8.4 | 31.3 |
| 719 | LDEQ1204 | 6 | 20.1 | 21.4 | 6.1 | 12.3 | 27.3 | 21.5 | 22.5 | 8.9 | 11.2 | 31.8 |
| 724 | LDEQ0316 | 6 | 20.7 | 21.3 | 6.5 | 11.4 | 28.8 | 20.3 | 22.0 | 9.9 | 7.2 | 31.4 |
| 728 | LDEQ2116 | 15 | 21.7 | 20.8 | 6.1 | 10.5 | 29.8 | 21.1 | 20.8 | 7.8 | 8.6 | 30.8 |
| 729 | LDEQ0696 | 12 | 20.9 | 20.4 | 5.7 | 11.6 | 28.5 | 21.5 | 21.9 | 8.6 | 7.6 | 31.5 |
| 732 | LDEQ0679 | 7 | 21.8 | 20.9 | 5.4 | 15.2 | 28.5 | 23.0 | 20.4 | 6.3 | 13.6 | 31.0 |
| 747 | LDEQ0678 | 8 | 22.1 | 21.7 | 6.0 | 12.1 | 29.1 | 19.0 | 19.7 | 9.1 | 8.1 | 31.1 |
| 748 | LDEQ0003 | 47 | 20.2 | 20.0 | 8.9 | 3.7 | 32.1 | 22.0 | 22.8 | 7.1 | 7.7 | 32.6 |
| 750 | LDEQ0660 | 12 | 22.3 | 22.3 | 6.8 | 11.0 | 31.2 | 22.7 | 23.6 | 7.8 | 9.4 | 32.5 |
| 752 | LDEQ0697 | 12 | 20.9 | 21.0 | 4.0 | 14.9 | 27.1 | 21.4 | 21.8 | 8.4 | 7.8 | 31.3 |
| 773 | LDEQ0655 | 13 | 21.1 | 22.0 | 8.2 | 6.3 | 31.8 | 22.1 | 23.0 | 8.0 | 8.6 | 31.8 |
| 782 | LDEQ0695 | 12 | 22.2 | 21.8 | 6.3 | 11.2 | 29.9 | 21.8 | 22.3 | 7.8 | 9.6 | 31.2 |
| 784 | LDEQ0098 | 13 | 21.2 | 21.4 | 8.0 | 6.3 | 32.0 | 21.7 | 21.4 | 8.0 | 7.5 | 32.2 |
| 802 | LDEQ0822 | 12 | 18.7 | 21.2 | 7.3 | 8.5 | 27.2 | 22.3 | 22.1 | 6.6 | 10.7 | 31.1 |
| 815 | LDEQ0823 | 12 | 21.2 | 22.9 | 6.1 | 9.9 | 27.9 | 23.3 | 25.4 | 6.9 | 12.0 | 31.2 |
| 816 | LDEQ2115 | 14 | 23.0 | 24.3 | 6.6 | 10.2 | 31.5 | 21.8 | 23.1 | 8.2 | 6.5 | 31.6 |
| 826 | LDEQ0657 | 12 | 22.6 | 22.6 | 7.2 | 9.3 | 31.9 | 22.2 | 23.2 | 8.5 | 8.8 | 32.9 |
| 829 | LDEQ0851 | 12 | 22.5 | 22.0 | 6.7 | 14.7 | 32.0 | 23.1 | 21.6 | 7.3 | 10.4 | 32.5 |
| 833 | LDEQ0026 | 48 | 21.2 | 21.3 | 5.7 | 8.5 | 28.6 | 22.4 | 22.7 | 7.5 | 7.5 | 32.1 |
| 842 | LDEQ2752 | 12 | 21.1 | 21.2 | 5.7 | 13.1 | 29.0 | 22.4 | 21.9 | 7.1 | 11.4 | 32.2 |
| 846 | LDEQ0827 | 12 | 21.3 | 21.5 | 4.9 | 14.2 | 27.8 | 21.4 | 20.2 | 6.7 | 11.0 | 30.9 |
| 849 | LDEQ0828 | 12 | 22.1 | 21.3 | 6.0 | 14.8 | 30.8 | 21.8 | 21.3 | 6.9 | 11.0 | 31.1 |

DRAFT

| ICM Compartment | Station | # Observations | Predicted | | | | | Observed | | | | |
|---|---|---|---|---|---|---|---|---|---|---|---|---|
| | | | Mean | Median | StDev | Min | Max | Mean | Median | StDev | Min | Max |
| 850 | LDEQ0029 | 14 | 21.5 | 22.3 | 4.5 | 12.6 | 28.0 | 21.3 | 23.0 | 8.2 | 6.3 | 30.6 |
| 852 | LDEQ0826 | 12 | 21.4 | 21.5 | 4.4 | 15.3 | 27.3 | 21.9 | 20.6 | 7.0 | 10.9 | 31.7 |
| 855 | LDEQ2114 | 12 | 20.3 | 19.9 | 2.5 | 17.2 | 23.8 | 21.5 | 22.3 | 7.9 | 9.2 | 30.8 |
| 868 | LDEQ1168 | 12 | 19.0 | 21.0 | 9.2 | 5.1 | 29.1 | 20.2 | 22.3 | 9.0 | 5.6 | 30.9 |
| 869 | LDEQ1169 | 12 | 21.4 | 23.6 | 8.3 | 9.1 | 30.8 | 21.0 | 23.3 | 9.7 | 6.7 | 32.7 |
| 872 | LDEQ0091 | 12 | 18.8 | 20.2 | 9.6 | 2.9 | 30.1 | 20.5 | 22.2 | 8.9 | 6.6 | 32.3 |
| 899 | LDEQ1157 | 12 | 21.4 | 23.4 | 8.1 | 9.5 | 30.5 | 20.8 | 23.1 | 9.7 | 4.7 | 32.0 |
| 908 | LDEQ0852 | 12 | 21.1 | 21.3 | 2.2 | 18.3 | 24.2 | 23.3 | 25.4 | 6.8 | 13.0 | 30.5 |
| 916 | LDEQ1158 | 7 | 22.3 | 22.3 | 4.7 | 15.1 | 26.9 | 22.7 | 23.6 | 9.3 | 8.5 | 31.6 |
| 926 | LDEQ1159 | 6 | 20.9 | 20.7 | 3.2 | 16.6 | 24.8 | 21.6 | 21.9 | 7.6 | 9.7 | 30.6 |
| 937 | LDEQ1170 | 12 | 20.4 | 20.3 | 2.4 | 17.3 | 23.8 | 22.0 | 23.2 | 7.6 | 9.1 | 30.9 |

DRAFT

**Table 2: Model Performance for Mean Daily Temperature ( C ) for Calibration Period 2010-2013.**

| ICM Compartment | Station | # Observations | Daily RMSE | Daily Bias | Two-week RMSE | Two-week Bias | Monthly RMSE | Monthly Bias | Annual RMSE | Annual Bias |
|---|---|---|---|---|---|---|---|---|---|---|
| 23 | LDEQ3594 | 11 | 4.2 | -2.6 | 4.4 | -3.0 | 2.0 | -2.6 | 2.1 | -2.9 |
| 26 | LDEQ0032 | 11 | 2.5 | -1.5 | 2.5 | -1.5 | 1.2 | -1.5 | 1.2 | -0.9 |
| 28 | LDEQ1089 | 8 | 4.0 | -0.6 | 4.0 | -0.6 | 1.6 | -0.6 | 1.9 | 0.5 |
| 30 | LDEQ0105 | 46 | 3.7 | -1.0 | 3.7 | -1.0 | 3.6 | -1.0 | 1.2 | -1.0 |
| 31 | LDEQ1073 | 12 | 4.8 | 0.6 | 4.8 | 0.6 | 2.4 | 0.6 | 2.8 | 2.3 |
| 35 | LDEQ0035 | 5 | 5.0 | 0.9 | 5.0 | 0.9 | 1.6 | 0.9 | 3.0 | 2.8 |
| 36 | LDEQ1047 | 12 | 2.5 | 0.4 | 2.5 | 0.4 | 1.3 | 0.4 | 0.2 | 0.4 |
| 37 | LDEQ1043 | 12 | 5.0 | -2.0 | 5.0 | -2.0 | 2.5 | -2.0 | 2.6 | -0.2 |
| 39 | LDEQ1087 | 7 | 5.3 | 0.1 | 5.3 | 0.1 | 2.0 | 0.1 | 4.1 | 2.2 |
| 42 | LDEQ1086 | 15 | 3.9 | -0.8 | 3.9 | -0.8 | 2.2 | -0.8 | 2.2 | 0.6 |
| 45 | LDEQ0138 | 46 | 3.9 | 0.4 | 3.8 | 0.3 | 3.7 | 0.3 | 0.6 | 0.4 |
| 46 | LDEQ1062 | 12 | 4.0 | -1.6 | 4.0 | -1.6 | 2.0 | -1.6 | 2.3 | 0.0 |
| 48 | LDEQ0106 | 47 | 2.6 | 0.2 | 2.6 | 0.1 | 2.6 | 0.2 | 0.4 | 0.2 |
| 49 | LDEQ1084 | 3 | 4.2 | 3.5 | 4.2 | 3.5 | 1.0 | 3.5 | 1.7 | 3.5 |
| 52 | LDEQ1082 | 8 | 4.7 | -0.7 | 4.7 | -0.7 | 1.9 | -0.7 | 3.1 | 1.2 |
| 53 | LDEQ1063 | 12 | 3.7 | -1.5 | 3.7 | -1.5 | 1.9 | -1.5 | 2.1 | 0.0 |
| 55 | LDEQ1083 | 7 | 4.8 | -0.3 | 4.8 | -0.3 | 1.8 | -0.3 | 4.6 | 2.9 |
| 59 | LDEQ0638 | 13 | 4.7 | 1.1 | 4.7 | 1.1 | 2.2 | 0.6 | 2.4 | 2.4 |
| 65 | LDEQ1095 | 12 | 2.5 | -1.0 | 2.5 | -1.0 | 1.3 | -1.0 | 1.5 | 0.1 |
| 66 | LDEQ0307 | 12 | 3.9 | -1.4 | 3.9 | -1.4 | 2.0 | -1.4 | 2.3 | 0.2 |
| 66 | LDEQ0307 | 12 | 3.9 | -1.4 | 3.9 | -1.4 | 2.0 | -1.4 | 2.3 | 0.2 |
| 66 | LDEQ0307 | 12 | 3.9 | -1.4 | 3.9 | -1.4 | 2.0 | -1.4 | 2.3 | 0.2 |
| 81 | LDEQ1081 | 15 | 3.3 | 0.6 | 3.3 | 0.6 | 1.9 | 0.6 | 2.8 | 1.9 |
| 82 | LDEQ0006 | 8 | 4.1 | 0.5 | 4.1 | 0.5 | 1.7 | 0.5 | 3.2 | 1.7 |
| 97 | LDEQ0298 | 11 | 4.0 | 1.1 | 4.0 | 1.1 | 1.9 | 1.1 | 2.6 | 2.4 |
| 107 | LDEQ0007 | 7 | 3.7 | 0.6 | 3.7 | 0.6 | 1.4 | 0.6 | 4.2 | 2.7 |

DRAFT

| ICM Compartment | Station | # Observations | Daily RMSE | Daily Bias | Two-week RMSE | Two-week Bias | Monthly RMSE | Monthly Bias | Annual RMSE | Annual Bias |
|---|---|---|---|---|---|---|---|---|---|---|
| 129 | LDEQ1093 | 12 | 2.1 | 0.2 | 2.1 | 0.2 | 1.0 | 0.2 | 0.8 | 0.6 |
| 130 | LDEQ0905 | 11 | 1.7 | 0.9 | 1.7 | 0.9 | 0.8 | 0.9 | 1.1 | 1.3 |
| 136 | LDEQ0036 | 12 | 4.6 | 1.0 | 4.6 | 1.0 | 2.3 | 1.0 | 3.6 | 3.1 |
| 150 | LDEQ1102 | 16 | 4.6 | 0.7 | 4.6 | 0.7 | 2.4 | 1.3 | 2.6 | 2.5 |
| 155 | LDEQ1080 | 8 | 3.8 | 0.4 | 3.8 | 0.4 | 1.5 | 0.4 | 2.8 | 1.3 |
| 156 | LDEQ1092 | 12 | 4.0 | 0.0 | 4.0 | 0.0 | 2.0 | 0.0 | 1.7 | 1.1 |
| 199 | LDEQ0904 | 11 | 1.9 | 0.4 | 1.9 | 0.4 | 0.9 | 0.4 | 0.8 | 0.7 |
| 209 | LDEQ0304 | 12 | 3.4 | 0.2 | 3.4 | 0.2 | 1.7 | 0.2 | 0.7 | 0.6 |
| 213 | LDEQ3958 | 12 | 4.4 | -0.9 | 4.4 | -0.9 | 2.2 | -0.9 | 1.0 | -0.2 |
| 215 | LDEQ0228 | 12 | 3.5 | -0.6 | 3.5 | -0.6 | 1.8 | -0.6 | 2.0 | 0.8 |
| 226 | LDEQ0909 | 12 | 3.4 | -0.3 | 3.4 | -0.3 | 1.7 | -0.3 | 2.1 | 1.1 |
| 248 | LDEQ0901 | 4 | 1.6 | 0.8 | 1.6 | 0.8 | 0.5 | 0.8 | 0.4 | 0.8 |
| 251 | LDEQ0636 | 4 | 2.0 | 0.3 | 2.0 | 0.3 | 0.6 | 0.3 | 0.1 | 0.3 |
| 252 | LDEQ4345 | 12 | 4.3 | -0.7 | 4.3 | -0.7 | 2.2 | -0.7 | 2.6 | 1.1 |
| 253 | LDEQ0899 | 11 | 1.8 | 0.0 | 1.8 | 0.0 | 0.9 | 0.0 | 0.3 | 0.2 |
| 257 | LDEQ0908 | 12 | 4.1 | -0.5 | 4.1 | -0.5 | 2.0 | -0.5 | 2.6 | 1.3 |
| 258 | LDEQ0243 | 16 | 3.3 | -0.7 | 3.3 | -0.7 | 1.7 | -0.4 | 1.6 | 0.6 |
| 268 | LDEQ0292 | 11 | 2.1 | -0.7 | 2.1 | -0.7 | 1.0 | -0.7 | 0.6 | -0.3 |
| 277 | LDEQ0898 | 11 | 1.8 | -0.2 | 1.8 | -0.2 | 0.8 | -0.2 | 0.7 | 0.2 |
| 278 | LDEQ0907 | 12 | 3.4 | 0.0 | 3.4 | 0.0 | 1.7 | 0.0 | 2.2 | 1.4 |
| 287 | LDEQ0903 | 11 | 2.2 | -0.1 | 2.2 | -0.1 | 1.1 | -0.1 | 1.0 | 0.6 |
| 295 | LDEQ0897 | 11 | 1.8 | 0.0 | 1.8 | 0.0 | 0.9 | 0.0 | 0.4 | 0.3 |
| 297 | LDEQ0918 | 12 | 2.6 | 1.2 | 2.6 | 1.2 | 1.3 | 1.2 | 1.2 | 1.6 |
| 298 | LDEQ0084 | 12 | 4.8 | 1.3 | 4.8 | 1.3 | 2.3 | 1.7 | 2.9 | 2.8 |
| 307 | LDEQ0926 | 12 | 4.3 | -1.3 | 4.3 | -1.3 | 2.2 | -1.3 | 2.5 | 0.5 |
| 309 | LDEQ0336 | 14 | 2.8 | 1.8 | 2.8 | 1.8 | 1.3 | 1.5 | 1.2 | 1.0 |
| 309 | LDEQ0336 | 14 | 2.8 | 1.8 | 2.8 | 1.8 | 1.3 | 1.5 | 1.2 | 1.0 |

DRAFT

| ICM Compartment | Station | # Observations | Daily RMSE | Daily Bias | Two-week RMSE | Two-week Bias | Monthly RMSE | Monthly Bias | Annual RMSE | Annual Bias |
|---|---|---|---|---|---|---|---|---|---|---|
| 309 | LDEQ0336 | 14 | 2.8 | 1.8 | 2.8 | 1.8 | 1.3 | 1.5 | 1.2 | 1.0 |
| 312 | LDEQ0945 | 12 | 2.8 | -0.9 | 2.8 | -0.9 | 1.4 | -0.9 | 0.9 | -0.3 |
| 314 | LDEQ0922 | 12 | 3.1 | -0.7 | 3.1 | -0.7 | 1.5 | -0.7 | 1.4 | 0.3 |
| 316 | LDEQ2843 | 12 | 4.2 | -1.2 | 4.2 | -1.2 | 2.1 | -1.2 | 2.0 | 0.2 |
| 324 | LDEQ0341 | 12 | 3.4 | 1.6 | 3.4 | 1.6 | 1.7 | 1.6 | 2.2 | 2.6 |
| 325 | LDEQ2844 | 12 | 2.2 | -0.7 | 2.2 | -0.7 | 1.1 | -0.7 | 0.8 | -0.2 |
| 331 | LDEQ0925 | 12 | 3.1 | -0.4 | 3.1 | -0.4 | 1.5 | -0.4 | 1.5 | 0.6 |
| 342 | LDEQ0293 | 48 | 2.0 | 0.7 | 2.0 | 0.7 | 1.9 | 0.8 | 0.8 | 0.7 |
| 343 | LDEQ0080 | 12 | 1.3 | 0.7 | 1.3 | 0.7 | 0.6 | 0.7 | 0.4 | 0.5 |
| 348 | LDEQ0924 | 12 | 7.2 | -2.6 | 7.2 | -2.6 | 3.6 | -2.6 | 3.0 | -0.5 |
| 349 | LDEQ0340 | 11 | 2.6 | -0.4 | 2.6 | -0.4 | 1.3 | -0.4 | 0.8 | 0.2 |
| 361 | LDEQ0946 | 12 | 3.9 | -0.7 | 3.9 | -0.7 | 1.9 | -0.4 | 2.2 | 0.8 |
| 363 | LDEQ1198 | 12 | 2.2 | 1.9 | 2.2 | 1.9 | 1.1 | 1.9 | 1.8 | 2.3 |
| 366 | LDEQ0923 | 12 | 2.4 | -1.5 | 2.4 | -1.5 | 1.2 | -1.5 | 1.0 | -1.5 |
| 368 | LDEQ0349 | 15 | 2.8 | 0.6 | 2.8 | 0.6 | 1.6 | 0.6 | 1.2 | 1.0 |
| 372 | LDEQ0347 | 15 | 2.7 | 0.4 | 2.7 | 0.4 | 1.5 | 0.4 | 1.2 | 0.8 |
| 372 | LDEQ0347 | 15 | 2.7 | 0.4 | 2.7 | 0.4 | 1.5 | 0.4 | 1.2 | 0.8 |
| 377 | LDEQ0953 | 12 | 5.2 | -1.7 | 5.2 | -1.7 | 2.6 | -1.7 | 2.7 | 0.2 |
| 381 | LDEQ3001 | 11 | 2.2 | -0.3 | 2.2 | -0.3 | 1.0 | -0.3 | 0.2 | -0.2 |
| 392 | LDEQ1196 | 12 | 0.8 | -0.3 | 0.8 | -0.3 | 0.4 | -0.3 | 0.3 | -0.1 |
| 393 | LDEQ0930 | 0 | - | - | - | - | - | - | - | - |
| 394 | LDEQ0110 | 11 | 3.3 | -1.8 | 3.3 | -1.8 | 1.6 | -1.8 | 1.3 | -1.2 |
| 399 | LDEQ0346 | 12 | 3.3 | -0.9 | 3.3 | -0.9 | 1.6 | -0.9 | 1.1 | -0.1 |
| 413 | LDEQ0144 | 12 | 2.6 | 0.9 | 2.6 | 0.9 | 1.3 | 0.9 | 1.0 | 1.3 |
| 419 | LDEQ0959 | 4 | 8.2 | -2.3 | 8.2 | -2.3 | 2.4 | -2.3 | 6.5 | 2.2 |
| 421 | LDEQ0940 | 12 | 4.1 | 0.0 | 4.1 | 0.0 | 2.1 | 0.0 | 2.0 | 1.2 |
| 425 | LDEQ0954 | 12 | 3.0 | -0.8 | 3.0 | -0.8 | 1.5 | -0.8 | 1.2 | 0.1 |

DRAFT

| ICM Compartment | Station | # Observations | Daily RMSE | Daily Bias | Two-week RMSE | Two-week Bias | Monthly RMSE | Monthly Bias | Annual RMSE | Annual Bias |
|---|---|---|---|---|---|---|---|---|---|---|
| 427 | LDEQ0337 | 12 | 1.0 | 0.4 | 1.0 | 0.4 | 0.5 | 0.4 | 0.3 | 0.3 |
| 432 | LDEQ0339 | 11 | 2.3 | 0.2 | 2.3 | 0.2 | 1.1 | 0.2 | 0.2 | 0.2 |
| 436 | LDEQ1199 | 12 | 3.0 | 2.6 | 3.0 | 2.6 | 1.5 | 2.6 | 1.7 | 2.3 |
| 438 | LDEQ0934 | 11 | 2.0 | -0.9 | 2.0 | -0.9 | 1.0 | -0.9 | 0.9 | -0.4 |
| 439 | LDEQ0960 | 5 | 2.6 | -0.5 | 2.6 | -0.5 | 0.8 | 0.0 | 0.4 | -0.6 |
| 454 | LDEQ0113 | 12 | 2.9 | 1.7 | 2.9 | 1.7 | 1.5 | 1.7 | 1.4 | 2.0 |
| 459 | LDEQ0936 | 11 | 1.7 | -0.8 | 1.7 | -0.8 | 0.8 | -0.8 | 0.7 | -0.4 |
| 460 | LDEQ0338 | 3 | 1.0 | 0.9 | 1.0 | 0.9 | 0.2 | 0.9 | 0.4 | 0.9 |
| 475 | LDEQ0344 | 12 | 2.8 | -0.1 | 2.8 | -0.1 | 1.4 | -0.1 | 1.2 | 0.6 |
| 494 | LDEQ0952 | 13 | 3.6 | 0.3 | 3.6 | 0.3 | 1.9 | 0.4 | 1.8 | 1.5 |
| 498 | LDEQ0928 | 12 | 2.8 | -0.1 | 2.8 | -0.1 | 1.4 | -0.1 | 1.3 | 0.7 |
| 499 | LDEQ0941 | 12 | 1.7 | 0.4 | 1.7 | 0.4 | 0.9 | 0.4 | 0.9 | 0.8 |
| 510 | LDEQ0949 | 11 | 4.1 | -2.5 | 4.1 | -2.5 | 1.9 | -2.5 | 1.9 | -1.5 |
| 512 | LDEQ0937 | 8 | 3.1 | 1.5 | 3.1 | 1.5 | 1.3 | 1.5 | 2.6 | 2.2 |
| 518 | LDEQ0896 | 11 | 2.1 | -0.8 | 2.1 | -0.8 | 1.0 | -0.8 | 0.5 | -0.5 |
| 522 | LDEQ0039 | 47 | 1.7 | -0.5 | 1.7 | -0.5 | 1.7 | -0.5 | 0.6 | -0.5 |
| 533 | LDEQ0961 | 11 | 4.4 | -1.9 | 4.4 | -1.9 | 2.1 | -1.9 | 2.0 | -0.6 |
| 536 | LDEQ3586 | 11 | 1.8 | -1.0 | 1.8 | -1.0 | 0.9 | -1.0 | 0.7 | -0.6 |
| 538 | LDEQ1200 | 12 | 4.6 | -3.7 | 4.6 | -3.7 | 2.3 | -3.7 | 2.5 | -3.5 |
| 559 | LDEQ1201 | 12 | 1.6 | -1.0 | 1.6 | -1.0 | 0.8 | -1.0 | 0.8 | -0.6 |
| 561 | LDEQ0948 | 12 | 2.9 | -0.3 | 2.9 | -0.3 | 1.5 | -0.3 | 2.1 | 1.1 |
| 563 | LDEQ1203 | 12 | 1.7 | -1.1 | 1.7 | -1.1 | 0.8 | -1.1 | 0.7 | -0.8 |
| 569 | LDEQ0933 | 12 | 3.8 | -0.7 | 3.8 | -0.7 | 1.9 | -0.7 | 2.3 | 0.8 |
| 585 | LDEQ0950 | 12 | 3.1 | -0.5 | 3.1 | -0.5 | 1.5 | -0.5 | 2.0 | 0.9 |
| 586 | LDEQ0955 | 7 | 3.4 | 0.9 | 3.4 | 0.9 | 1.3 | 0.9 | 2.0 | 1.9 |
| 593 | LDEQ1202 | 12 | 1.4 | -1.1 | 1.4 | -1.1 | 0.7 | -1.1 | 0.7 | -0.8 |
| 598 | LDEQ0962 | 11 | 5.1 | -2.8 | 5.1 | -2.8 | 2.4 | -2.8 | 2.4 | -1.3 |

DRAFT

| ICM Compartment | Station | # Observations | Daily RMSE | Daily Bias | Two-week RMSE | Two-week Bias | Monthly RMSE | Monthly Bias | Annual RMSE | Annual Bias |
|---|---|---|---|---|---|---|---|---|---|---|
| 648 | LDEQ0692 | 6 | 2.2 | -0.9 | 2.2 | -0.9 | 0.8 | -0.9 | 0.8 | -1.1 |
| 649 | LDEQ0957 | 12 | 4.3 | -1.2 | 4.3 | -1.2 | 2.2 | -1.2 | 2.4 | 0.5 |
| 658 | LDEQ0685 | 12 | 3.6 | -1.6 | 3.6 | -1.6 | 1.8 | -1.6 | 2.2 | 0.0 |
| 678 | LDEQ0683 | 12 | 3.5 | -0.8 | 3.5 | -0.8 | 1.8 | -0.8 | 1.5 | 0.3 |
| 692 | LDEQ0691 | 6 | 3.7 | -2.2 | 3.7 | -2.2 | 1.3 | -2.2 | 1.3 | -1.3 |
| 718 | LDEQ0693 | 12 | 4.5 | -0.7 | 4.5 | -0.7 | 2.3 | -0.7 | 2.0 | 0.7 |
| 719 | LDEQ1204 | 6 | 3.3 | -1.4 | 3.3 | -1.4 | 1.2 | -1.4 | 1.5 | -0.7 |
| 724 | LDEQ0316 | 6 | 4.9 | 0.5 | 4.9 | 0.5 | 1.7 | 0.5 | 2.7 | 1.6 |
| 728 | LDEQ2116 | 15 | 4.9 | 0.6 | 4.9 | 0.6 | 2.7 | 0.6 | 4.0 | 2.7 |
| 729 | LDEQ0696 | 12 | 4.6 | -0.6 | 4.6 | -0.6 | 2.3 | -0.6 | 2.2 | 1.0 |
| 732 | LDEQ0679 | 7 | 3.6 | -1.2 | 3.6 | -1.2 | 1.4 | -1.2 | 2.7 | 0.8 |
| 747 | LDEQ0678 | 8 | 6.7 | 3.2 | 6.7 | 3.2 | 2.7 | 3.2 | 5.9 | 4.8 |
| 748 | LDEQ0003 | 47 | 4.0 | -1.8 | 4.0 | -1.8 | 3.9 | -1.8 | 1.9 | -1.8 |
| 750 | LDEQ0660 | 12 | 3.8 | -0.4 | 3.8 | -0.4 | 1.9 | -0.4 | 2.4 | 1.2 |
| 752 | LDEQ0697 | 12 | 6.2 | -0.4 | 6.2 | -0.4 | 3.1 | -0.4 | 2.9 | 1.5 |
| 773 | LDEQ0655 | 13 | 3.2 | -1.0 | 3.2 | -1.0 | 1.6 | -0.8 | 2.2 | 0.7 |
| 782 | LDEQ0695 | 12 | 2.9 | 0.4 | 2.9 | 0.4 | 1.5 | 0.4 | 2.0 | 1.5 |
| 784 | LDEQ0098 | 13 | 2.4 | -0.6 | 2.4 | -0.6 | 1.2 | -0.4 | 1.8 | 0.8 |
| 802 | LDEQ0822 | 12 | 5.9 | -3.6 | 5.9 | -3.6 | 3.0 | -3.6 | 3.3 | -1.4 |
| 815 | LDEQ0823 | 12 | 6.3 | -2.1 | 6.3 | -2.1 | 3.1 | -2.1 | 3.4 | 0.3 |
| 816 | LDEQ2115 | 14 | 3.1 | 1.2 | 3.1 | 1.2 | 1.7 | 1.2 | 1.9 | 2.2 |
| 826 | LDEQ0657 | 12 | 2.2 | 0.4 | 2.2 | 0.4 | 1.1 | 0.4 | 1.3 | 1.1 |
| 829 | LDEQ0851 | 12 | 2.7 | -0.6 | 2.7 | -0.6 | 1.3 | -0.6 | 0.6 | -0.2 |
| 833 | LDEQ0026 | 48 | 4.8 | -1.2 | 4.8 | -1.2 | 4.8 | -1.2 | 1.3 | -1.2 |
| 842 | LDEQ2752 | 12 | 5.1 | -1.3 | 5.1 | -1.3 | 2.6 | -1.3 | 2.5 | 0.5 |
| 846 | LDEQ0827 | 12 | 4.3 | -0.2 | 4.3 | -0.2 | 2.1 | -0.2 | 2.2 | 1.3 |
| 849 | LDEQ0828 | 12 | 3.2 | 0.3 | 3.2 | 0.3 | 1.6 | 0.3 | 1.4 | 1.2 |

DRAFT

| ICM Compartment | Station | # Observations | Daily RMSE | Daily Bias | Two-week RMSE | Two-week Bias | Monthly RMSE | Monthly Bias | Annual RMSE | Annual Bias |
|---|---|---|---|---|---|---|---|---|---|---|
| 850 | LDEQ0029 | 14 | 5.0 | 0.2 | 5.0 | 0.2 | 2.7 | 0.2 | 2.5 | 1.9 |
| 852 | LDEQ0826 | 12 | 4.5 | -0.5 | 4.5 | -0.5 | 2.3 | -0.5 | 2.1 | 0.9 |
| 855 | LDEQ2114 | 12 | 7.1 | -1.2 | 7.1 | -1.2 | 3.6 | -1.2 | 2.4 | 0.5 |
| 868 | LDEQ1168 | 12 | 5.8 | -1.2 | 5.8 | -1.2 | 2.9 | -1.2 | 3.2 | 1.0 |
| 869 | LDEQ1169 | 12 | 3.8 | 0.4 | 3.8 | 0.4 | 1.9 | 0.4 | 2.3 | 1.8 |
| 872 | LDEQ0091 | 12 | 4.4 | -1.7 | 4.4 | -1.7 | 2.2 | -1.7 | 2.8 | 0.2 |
| 899 | LDEQ1157 | 12 | 3.8 | 0.6 | 3.8 | 0.6 | 1.9 | 0.6 | 2.3 | 1.9 |
| 908 | LDEQ0852 | 12 | 6.2 | -2.1 | 6.2 | -2.1 | 3.1 | -2.1 | 2.5 | -0.3 |
| 916 | LDEQ1158 | 7 | 5.9 | -0.4 | 5.9 | -0.4 | 2.1 | 0.3 | 3.2 | 1.4 |
| 926 | LDEQ1159 | 6 | 6.3 | -0.8 | 6.3 | -0.8 | 2.2 | -0.8 | 2.6 | 1.5 |
| 937 | LDEQ1170 | 12 | 7.1 | -1.6 | 7.1 | -1.6 | 3.5 | -1.6 | 2.1 | -0.1 |

DRAFT

**Table 3: Summary of Modeled and Observed Mean Daily Temperature ( C ) for Validation Period 2006-2009.**

| ICM Compartment | Station | # Observations | Predicted | | | | | Observed | | | | |
|---|---|---|---|---|---|---|---|---|---|---|---|---|
| | | | Mean | Median | StDev | Min | Max | Mean | Median | StDev | Min | Max |
| 23 | LDEQ3594 | 11 | 18.0 | 15.9 | 8.8 | 7.6 | 29.9 | 21.6 | 21.7 | 7.5 | 9.1 | 30.5 |
| 26 | LDEQ0032 | 24 | 19.9 | 19.2 | 6.6 | 9.5 | 28.4 | 22.1 | 22.8 | 6.7 | 9.2 | 31.2 |
| 28 | LDEQ1089 | 12 | 21.7 | 21.9 | 4.7 | 13.3 | 27.6 | 23.0 | 25.4 | 7.3 | 10.6 | 31.5 |
| 30 | LDEQ0105 | 51 | 19.9 | 19.5 | 7.3 | 7.1 | 29.4 | 22.3 | 23.9 | 6.9 | 9.5 | 33.0 |
| 31 | LDEQ1073 | 12 | 20.3 | 19.6 | 5.4 | 13.6 | 27.6 | 21.6 | 22.1 | 7.0 | 10.1 | 30.5 |
| 35 | LDEQ0035 | 12 | 20.6 | 19.8 | 5.8 | 13.3 | 28.5 | 21.3 | 22.3 | 7.5 | 10.7 | 30.5 |
| 36 | LDEQ1047 | 11 | 23.0 | 24.6 | 7.2 | 11.2 | 31.3 | 23.0 | 25.3 | 6.8 | 7.9 | 31.1 |
| 37 | LDEQ1043 | 12 | 21.3 | 21.8 | 6.4 | 11.6 | 29.1 | 23.8 | 26.0 | 7.0 | 11.4 | 32.1 |
| 39 | LDEQ1087 | 12 | 20.2 | 19.7 | 4.9 | 13.5 | 27.2 | 23.4 | 24.7 | 6.9 | 10.4 | 31.8 |
| 42 | LDEQ1086 | 12 | 20.9 | 21.2 | 5.3 | 12.9 | 28.4 | 23.6 | 25.0 | 6.8 | 10.0 | 31.9 |
| 45 | LDEQ0138 | 51 | 21.8 | 21.5 | 5.8 | 12.0 | 29.7 | 21.7 | 22.5 | 7.0 | 9.3 | 30.6 |
| 46 | LDEQ1062 | 24 | 21.0 | 20.4 | 5.4 | 13.3 | 28.5 | 21.1 | 19.5 | 6.8 | 10.1 | 32.0 |
| 48 | LDEQ0106 | 50 | 21.9 | 21.9 | 6.5 | 9.9 | 30.8 | 22.4 | 23.0 | 6.7 | 8.4 | 32.3 |
| 49 | LDEQ1084 | 12 | 20.6 | 20.3 | 5.3 | 13.8 | 28.3 | 23.3 | 24.4 | 7.1 | 10.2 | 33.1 |
| 52 | LDEQ1082 | 12 | 20.2 | 20.3 | 5.2 | 12.9 | 27.5 | 23.1 | 23.4 | 5.6 | 12.7 | 30.7 |
| 53 | LDEQ1063 | 24 | 21.1 | 20.5 | 5.5 | 13.1 | 28.7 | 21.7 | 21.8 | 6.9 | 9.8 | 31.5 |
| 55 | LDEQ1083 | 12 | 21.1 | 21.7 | 5.4 | 12.9 | 28.8 | 22.9 | 22.7 | 5.7 | 13.2 | 31.2 |
| 59 | LDEQ0638 | 12 | 21.7 | 22.0 | 6.9 | 11.8 | 30.3 | 23.2 | 25.2 | 6.6 | 10.1 | 30.5 |
| 65 | LDEQ1095 | 12 | 18.9 | 19.1 | 6.5 | 10.1 | 26.1 | 20.0 | 18.8 | 7.4 | 9.9 | 29.3 |
| 66 | LDEQ0307 | 24 | 21.1 | 20.5 | 5.7 | 12.8 | 29.0 | 21.2 | 20.9 | 7.4 | 10.3 | 31.3 |
| 66 | LDEQ0307 | 24 | 21.1 | 20.5 | 5.7 | 12.8 | 29.0 | 21.2 | 20.9 | 7.4 | 10.3 | 31.3 |
| 66 | LDEQ0307 | 24 | 21.1 | 20.5 | 5.7 | 12.8 | 29.0 | 21.2 | 20.9 | 7.4 | 10.3 | 31.3 |
| 81 | LDEQ1081 | 13 | 24.0 | 25.8 | 6.8 | 12.1 | 32.2 | 24.0 | 25.6 | 6.7 | 11.8 | 32.6 |
| 82 | LDEQ0006 | 12 | 21.2 | 22.1 | 5.7 | 12.6 | 29.0 | 22.8 | 22.4 | 5.7 | 12.9 | 30.6 |
| 97 | LDEQ0298 | 15 | 19.4 | 17.7 | 6.2 | 11.8 | 30.6 | 19.2 | 18.1 | 5.2 | 12.0 | 26.5 |
| 107 | LDEQ0007 | 13 | 24.2 | 26.0 | 6.9 | 12.3 | 32.4 | 24.6 | 26.2 | 6.5 | 11.2 | 32.2 |

DRAFT

| ICM Compartment | Station | # Observations | Predicted | | | | | Observed | | | | |
|---|---|---|---|---|---|---|---|---|---|---|---|---|
| | | | Mean | Median | StDev | Min | Max | Mean | Median | StDev | Min | Max |
| 129 | LDEQ1093 | 12 | 18.0 | 18.0 | 7.4 | 7.6 | 27.3 | 19.0 | 18.9 | 8.5 | 7.2 | 29.4 |
| 130 | LDEQ0905 | 11 | 22.7 | 20.6 | 6.3 | 15.3 | 31.6 | 21.0 | 19.6 | 6.8 | 10.1 | 30.6 |
| 136 | LDEQ0036 | 12 | 22.5 | 23.9 | 7.5 | 10.6 | 31.3 | 23.9 | 26.9 | 6.7 | 11.4 | 30.6 |
| 150 | LDEQ1102 | 11 | 19.3 | 17.4 | 5.4 | 13.5 | 30.2 | 20.8 | 19.7 | 5.9 | 14.4 | 30.7 |
| 155 | LDEQ1080 | 13 | 23.7 | 25.2 | 6.6 | 12.5 | 31.5 | 25.0 | 26.0 | 6.0 | 13.0 | 32.1 |
| 156 | LDEQ1092 | 12 | 18.8 | 19.1 | 5.2 | 11.6 | 24.6 | 19.6 | 18.8 | 7.6 | 8.1 | 28.6 |
| 199 | LDEQ0904 | 11 | 22.9 | 20.7 | 6.1 | 15.1 | 31.5 | 21.6 | 23.7 | 6.6 | 10.9 | 30.8 |
| 209 | LDEQ0304 | 15 | 23.9 | 26.1 | 6.8 | 12.2 | 32.3 | 22.9 | 26.0 | 8.0 | 9.3 | 31.9 |
| 213 | LDEQ3958 | 3 | 20.9 | 21.7 | 7.5 | 13.1 | 28.0 | 20.2 | 18.5 | 5.7 | 15.5 | 26.5 |
| 215 | LDEQ0228 | 14 | 19.0 | 17.7 | 5.7 | 11.1 | 30.3 | 20.7 | 19.6 | 5.9 | 13.5 | 30.7 |
| 226 | LDEQ0909 | 12 | 21.6 | 21.2 | 4.8 | 14.3 | 28.6 | 21.5 | 20.8 | 7.7 | 10.7 | 33.5 |
| 248 | LDEQ0901 | 11 | 22.8 | 20.3 | 6.3 | 15.1 | 31.1 | 21.3 | 22.0 | 7.4 | 10.1 | 31.2 |
| 251 | LDEQ0636 | 11 | 21.7 | 20.0 | 6.9 | 12.9 | 30.7 | 20.6 | 22.5 | 7.6 | 7.9 | 30.1 |
| 252 | LDEQ4345 | 0 | - | - | - | - | - | - | - | - | - | - |
| 253 | LDEQ0899 | 11 | 23.1 | 20.7 | 6.2 | 15.0 | 31.5 | 22.2 | 25.3 | 7.6 | 9.7 | 31.3 |
| 257 | LDEQ0908 | 12 | 21.4 | 21.1 | 4.5 | 14.7 | 27.9 | 21.0 | 21.0 | 7.7 | 10.7 | 31.3 |
| 258 | LDEQ0243 | 11 | 18.6 | 17.2 | 6.2 | 11.0 | 30.3 | 21.1 | 20.9 | 6.1 | 14.0 | 31.7 |
| 268 | LDEQ0292 | 11 | 21.9 | 20.0 | 6.8 | 13.4 | 31.4 | 21.3 | 24.2 | 7.4 | 10.9 | 30.4 |
| 277 | LDEQ0898 | 11 | 22.8 | 20.3 | 6.1 | 15.3 | 30.9 | 22.1 | 23.1 | 7.3 | 9.6 | 31.8 |
| 278 | LDEQ0907 | 12 | 21.8 | 21.3 | 5.3 | 14.1 | 29.6 | 21.4 | 21.3 | 7.5 | 10.8 | 31.7 |
| 287 | LDEQ0903 | 11 | 22.2 | 20.3 | 6.3 | 14.0 | 31.3 | 21.3 | 24.0 | 7.6 | 10.7 | 30.5 |
| 295 | LDEQ0897 | 11 | 22.8 | 20.2 | 5.9 | 15.3 | 30.6 | 21.3 | 22.8 | 7.5 | 9.3 | 30.4 |
| 297 | LDEQ0918 | 12 | 23.2 | 22.7 | 7.2 | 11.4 | 32.1 | 22.0 | 22.4 | 6.5 | 11.5 | 31.4 |
| 298 | LDEQ0084 | 15 | 21.5 | 20.8 | 6.9 | 13.3 | 31.5 | 21.2 | 18.5 | 5.8 | 14.1 | 30.2 |
| 307 | LDEQ0926 | 12 | 21.3 | 21.4 | 4.2 | 15.2 | 27.3 | 21.9 | 22.1 | 7.0 | 12.1 | 30.6 |
| 309 | LDEQ0336 | 12 | 21.9 | 18.9 | 7.6 | 10.2 | 33.1 | 21.4 | 20.2 | 6.3 | 11.4 | 30.1 |
| 309 | LDEQ0336 | 12 | 21.9 | 18.9 | 7.6 | 10.2 | 33.1 | 21.4 | 20.2 | 6.3 | 11.4 | 30.1 |

DRAFT

| ICM Compartment | Station | # Observations | Predicted | | | | | Observed | | | | |
|---|---|---|---|---|---|---|---|---|---|---|---|---|
| | | | Mean | Median | StDev | Min | Max | Mean | Median | StDev | Min | Max |
| 309 | LDEQ0336 | 12 | 21.9 | 18.9 | 7.6 | 10.2 | 33.1 | 21.4 | 20.2 | 6.3 | 11.4 | 30.1 |
| 312 | LDEQ0945 | 15 | 21.4 | 19.8 | 7.1 | 12.9 | 30.8 | 22.7 | 23.3 | 7.1 | 10.9 | 31.3 |
| 314 | LDEQ0922 | 12 | 21.6 | 21.4 | 5.4 | 13.1 | 29.4 | 23.8 | 24.2 | 6.5 | 12.6 | 32.0 |
| 316 | LDEQ2843 | 14 | 20.4 | 18.6 | 6.8 | 12.7 | 30.8 | 21.8 | 22.3 | 6.7 | 10.9 | 30.9 |
| 324 | LDEQ0341 | 12 | 23.6 | 25.0 | 7.0 | 12.6 | 32.1 | 23.3 | 25.1 | 6.6 | 9.4 | 30.2 |
| 325 | LDEQ2844 | 15 | 21.7 | 20.5 | 7.1 | 11.9 | 30.9 | 21.8 | 23.8 | 7.2 | 10.1 | 30.2 |
| 331 | LDEQ0925 | 12 | 22.1 | 22.1 | 5.9 | 13.0 | 30.4 | 22.2 | 22.2 | 7.0 | 12.3 | 31.2 |
| 342 | LDEQ0293 | 49 | 22.4 | 21.6 | 7.0 | 8.8 | 32.6 | 21.8 | 21.4 | 6.6 | 8.4 | 32.7 |
| 343 | LDEQ0080 | 11 | 22.2 | 17.9 | 6.8 | 15.4 | 32.4 | 21.0 | 19.9 | 6.9 | 11.4 | 31.8 |
| 348 | LDEQ0924 | 12 | 20.1 | 19.1 | 2.9 | 16.9 | 24.2 | 24.4 | 26.8 | 6.0 | 10.3 | 30.1 |
| 349 | LDEQ0340 | 11 | 20.8 | 20.9 | 6.8 | 11.4 | 30.7 | 21.8 | 20.3 | 6.0 | 13.2 | 29.5 |
| 361 | LDEQ0946 | 15 | 20.9 | 21.6 | 6.4 | 12.3 | 29.8 | 22.0 | 19.3 | 5.8 | 13.5 | 31.1 |
| 363 | LDEQ1198 | 12 | 22.4 | 22.9 | 7.1 | 12.7 | 33.2 | 21.4 | 21.6 | 7.0 | 11.5 | 31.5 |
| 366 | LDEQ0923 | 12 | 24.1 | 26.1 | 6.3 | 13.0 | 31.4 | 24.6 | 26.8 | 5.9 | 11.7 | 30.8 |
| 368 | LDEQ0349 | 12 | 21.5 | 20.8 | 7.3 | 11.5 | 30.8 | 22.2 | 22.0 | 6.4 | 12.8 | 31.6 |
| 372 | LDEQ0347 | 12 | 21.4 | 20.7 | 7.4 | 11.0 | 31.0 | 22.2 | 21.9 | 5.9 | 13.2 | 30.5 |
| 372 | LDEQ0347 | 12 | 21.4 | 20.7 | 7.4 | 11.0 | 31.0 | 22.2 | 21.9 | 5.9 | 13.2 | 30.5 |
| 377 | LDEQ0953 | 12 | 21.0 | 20.7 | 3.4 | 16.4 | 26.0 | 22.2 | 22.1 | 6.8 | 12.0 | 31.0 |
| 381 | LDEQ3001 | 11 | 22.7 | 22.4 | 5.4 | 15.7 | 30.0 | 22.8 | 21.7 | 5.8 | 14.5 | 31.1 |
| 392 | LDEQ1196 | 12 | 17.5 | 18.6 | 8.9 | 5.1 | 29.6 | 18.3 | 19.2 | 8.8 | 5.7 | 29.8 |
| 393 | LDEQ0930 | 12 | 21.9 | 20.3 | 7.3 | 13.4 | 32.1 | 20.1 | 19.1 | 5.8 | 13.5 | 28.9 |
| 394 | LDEQ0110 | 11 | 20.6 | 19.2 | 7.3 | 10.4 | 30.5 | 22.2 | 20.9 | 5.6 | 15.1 | 29.8 |
| 399 | LDEQ0346 | 12 | 24.6 | 27.8 | 7.6 | 11.9 | 32.7 | 24.8 | 26.3 | 6.5 | 10.6 | 31.9 |
| 413 | LDEQ0144 | 12 | 22.5 | 22.1 | 6.5 | 13.2 | 31.8 | 21.4 | 21.2 | 7.5 | 12.4 | 31.6 |
| 419 | LDEQ0959 | 12 | 20.4 | 19.7 | 3.0 | 17.0 | 24.5 | 24.8 | 26.4 | 6.4 | 11.0 | 31.2 |
| 421 | LDEQ0940 | 12 | 20.7 | 20.3 | 7.6 | 9.8 | 30.8 | 22.9 | 22.8 | 5.8 | 14.3 | 31.5 |
| 425 | LDEQ0954 | 12 | 24.1 | 26.9 | 7.4 | 11.8 | 31.9 | 24.7 | 26.4 | 6.4 | 10.7 | 32.0 |

DRAFT

| ICM Compartment | Station | # Observations | Predicted | | | | | Observed | | | | |
|---|---|---|---|---|---|---|---|---|---|---|---|---|
| | | | Mean | Median | StDev | Min | Max | Mean | Median | StDev | Min | Max |
| 427 | LDEQ0337 | 10 | 21.0 | 17.8 | 7.5 | 10.9 | 30.7 | 21.5 | 20.8 | 6.9 | 10.5 | 30.9 |
| 432 | LDEQ0339 | 11 | 22.0 | 19.8 | 6.4 | 13.6 | 31.4 | 22.0 | 22.2 | 4.4 | 16.7 | 28.5 |
| 436 | LDEQ1199 | 12 | 21.9 | 21.9 | 6.5 | 12.7 | 31.9 | 19.3 | 18.6 | 7.8 | 9.5 | 30.2 |
| 438 | LDEQ0934 | 11 | 20.6 | 19.9 | 6.9 | 10.7 | 30.7 | 21.4 | 21.2 | 6.6 | 12.3 | 30.4 |
| 439 | LDEQ0960 | 11 | 22.5 | 22.7 | 4.7 | 13.6 | 27.6 | 25.2 | 27.0 | 5.9 | 11.1 | 31.7 |
| 454 | LDEQ0113 | 12 | 23.8 | 25.4 | 6.9 | 10.8 | 32.0 | 24.0 | 27.7 | 7.1 | 9.7 | 32.0 |
| 459 | LDEQ0936 | 0 | - | - | - | - | - | - | - | - | - | - |
| 460 | LDEQ0338 | 12 | 23.7 | 21.9 | 7.0 | 14.1 | 32.1 | 23.0 | 24.2 | 6.9 | 10.6 | 32.2 |
| 475 | LDEQ0344 | 12 | 21.8 | 22.9 | 7.7 | 9.6 | 31.1 | 23.6 | 26.5 | 7.3 | 9.3 | 31.6 |
| 494 | LDEQ0952 | 11 | 22.3 | 23.1 | 5.9 | 10.0 | 28.1 | 25.2 | 27.1 | 6.1 | 10.5 | 32.0 |
| 498 | LDEQ0928 | 15 | 20.3 | 18.0 | 7.3 | 10.3 | 30.8 | 21.9 | 22.7 | 6.8 | 10.5 | 31.6 |
| 499 | LDEQ0941 | 12 | 22.9 | 23.0 | 6.7 | 12.0 | 31.7 | 23.1 | 22.8 | 7.0 | 13.2 | 32.2 |
| 510 | LDEQ0949 | 11 | 21.0 | 21.3 | 2.8 | 17.4 | 25.4 | 20.3 | 17.9 | 6.5 | 13.1 | 29.4 |
| 512 | LDEQ0937 | 12 | 22.5 | 22.1 | 7.0 | 12.8 | 30.5 | 22.8 | 24.0 | 6.2 | 14.1 | 30.9 |
| 518 | LDEQ0896 | 11 | 22.2 | 20.6 | 6.0 | 14.5 | 31.1 | 22.5 | 22.4 | 5.7 | 15.1 | 30.8 |
| 522 | LDEQ0039 | 49 | 18.6 | 17.4 | 8.4 | 5.3 | 31.8 | 19.4 | 19.8 | 7.9 | 6.6 | 31.7 |
| 533 | LDEQ0961 | 11 | 20.6 | 21.2 | 2.6 | 17.0 | 24.3 | 20.5 | 17.9 | 6.5 | 13.2 | 30.0 |
| 536 | LDEQ3586 | 11 | 21.8 | 20.6 | 6.0 | 13.6 | 30.5 | 22.4 | 21.9 | 5.9 | 14.0 | 30.9 |
| 538 | LDEQ1200 | 11 | 18.4 | 18.0 | 7.8 | 8.1 | 29.8 | 23.4 | 24.7 | 5.8 | 15.7 | 30.8 |
| 559 | LDEQ1201 | 11 | 17.6 | 16.7 | 8.3 | 7.0 | 29.6 | 18.3 | 16.9 | 7.8 | 8.4 | 29.2 |
| 561 | LDEQ0948 | 12 | 21.3 | 21.7 | 5.3 | 13.4 | 29.1 | 23.5 | 24.6 | 6.5 | 11.2 | 31.8 |
| 563 | LDEQ1203 | 11 | 17.5 | 16.4 | 8.3 | 7.1 | 29.5 | 18.5 | 17.2 | 7.7 | 8.6 | 29.3 |
| 569 | LDEQ0933 | 15 | 18.5 | 16.3 | 8.0 | 9.5 | 30.4 | 21.2 | 21.2 | 7.1 | 10.5 | 31.0 |
| 585 | LDEQ0950 | 12 | 21.2 | 21.6 | 4.7 | 14.7 | 28.2 | 22.5 | 23.4 | 6.9 | 10.3 | 31.6 |
| 586 | LDEQ0955 | 12 | 21.4 | 21.1 | 6.5 | 12.1 | 28.7 | 22.6 | 23.2 | 6.5 | 13.7 | 31.1 |
| 593 | LDEQ1202 | 11 | 17.4 | 16.2 | 8.4 | 6.8 | 29.4 | 18.1 | 17.0 | 7.9 | 8.3 | 29.1 |
| 598 | LDEQ0962 | 11 | 20.2 | 20.2 | 2.7 | 16.4 | 23.5 | 21.5 | 19.9 | 5.7 | 15.6 | 29.7 |

DRAFT

| ICM Compartment | Station | # Observations | Predicted | | | | | Observed | | | | |
|---|---|---|---|---|---|---|---|---|---|---|---|---|
| | | | Mean | Median | StDev | Min | Max | Mean | Median | StDev | Min | Max |
| 648 | LDEQ0692 | 12 | 20.7 | 20.8 | 7.3 | 11.2 | 30.5 | 23.0 | 24.8 | 6.0 | 11.9 | 29.9 |
| 649 | LDEQ0957 | 12 | 20.9 | 21.2 | 3.5 | 16.3 | 25.3 | 22.8 | 23.9 | 6.9 | 10.2 | 31.9 |
| 658 | LDEQ0685 | 15 | 19.3 | 17.6 | 7.1 | 9.9 | 30.1 | 22.3 | 24.7 | 6.3 | 13.2 | 30.4 |
| 678 | LDEQ0683 | 12 | 21.1 | 21.1 | 6.0 | 12.1 | 29.6 | 22.0 | 19.8 | 6.8 | 12.2 | 31.4 |
| 692 | LDEQ0691 | 12 | 20.0 | 19.2 | 6.3 | 12.1 | 28.5 | 22.6 | 25.6 | 6.2 | 13.2 | 30.4 |
| 718 | LDEQ0693 | 12 | 21.2 | 21.1 | 5.4 | 13.2 | 29.1 | 22.0 | 20.0 | 7.0 | 11.6 | 31.5 |
| 719 | LDEQ1204 | 0 | - | - | - | - | - | - | - | - | - | - |
| 724 | LDEQ0316 | 12 | 20.7 | 20.6 | 5.7 | 12.7 | 28.7 | 21.6 | 18.7 | 7.2 | 12.8 | 32.9 |
| 728 | LDEQ2116 | 12 | 21.8 | 23.1 | 6.7 | 11.7 | 29.4 | 24.6 | 27.0 | 6.6 | 9.9 | 31.7 |
| 729 | LDEQ0696 | 12 | 20.8 | 20.7 | 5.6 | 12.9 | 28.5 | 21.4 | 19.1 | 7.5 | 13.6 | 32.1 |
| 732 | LDEQ0679 | 12 | 21.9 | 22.9 | 6.2 | 12.8 | 29.0 | 24.3 | 27.0 | 6.3 | 10.2 | 30.2 |
| 747 | LDEQ0678 | 12 | 21.9 | 22.6 | 6.1 | 12.9 | 28.8 | 24.2 | 26.7 | 6.2 | 10.3 | 30.0 |
| 748 | LDEQ0003 | 50 | 20.4 | 20.8 | 7.8 | 6.6 | 32.0 | 22.2 | 24.3 | 5.9 | 10.4 | 31.3 |
| 750 | LDEQ0660 | 12 | 22.2 | 21.6 | 7.0 | 12.6 | 31.1 | 24.0 | 26.8 | 7.0 | 9.5 | 31.3 |
| 752 | LDEQ0697 | 0 | - | - | - | - | - | - | - | - | - | - |
| 773 | LDEQ0655 | 12 | 22.4 | 24.6 | 8.0 | 8.8 | 31.4 | 24.7 | 27.1 | 6.2 | 12.5 | 32.6 |
| 782 | LDEQ0695 | 12 | 22.4 | 22.9 | 6.0 | 12.9 | 29.8 | 22.9 | 25.6 | 7.1 | 9.2 | 30.3 |
| 784 | LDEQ0098 | 12 | 22.6 | 24.8 | 8.0 | 9.0 | 31.8 | 23.8 | 25.7 | 5.6 | 12.9 | 31.5 |
| 802 | LDEQ0822 | 12 | 18.9 | 20.5 | 7.0 | 8.9 | 27.2 | 22.8 | 22.8 | 6.5 | 12.9 | 32.9 |
| 815 | LDEQ0823 | 11 | 19.1 | 20.1 | 7.0 | 8.5 | 27.9 | 21.7 | 21.8 | 6.9 | 10.8 | 31.4 |
| 816 | LDEQ2115 | 12 | 23.4 | 24.6 | 6.6 | 12.1 | 31.3 | 24.0 | 26.7 | 6.9 | 12.4 | 32.1 |
| 826 | LDEQ0657 | 12 | 23.2 | 24.3 | 7.0 | 10.4 | 31.3 | 24.7 | 27.5 | 7.2 | 11.9 | 33.4 |
| 829 | LDEQ0851 | 12 | 22.9 | 21.9 | 6.3 | 15.0 | 32.2 | 23.3 | 22.5 | 6.9 | 13.2 | 33.2 |
| 833 | LDEQ0026 | 49 | 21.2 | 21.2 | 5.5 | 11.4 | 29.2 | 22.7 | 24.3 | 6.6 | 9.9 | 32.0 |
| 842 | LDEQ2752 | 12 | 22.1 | 22.7 | 5.9 | 14.3 | 29.2 | 22.7 | 25.7 | 6.4 | 12.4 | 31.1 |
| 846 | LDEQ0827 | 12 | 22.2 | 22.6 | 4.8 | 15.9 | 28.1 | 22.0 | 24.9 | 6.3 | 11.5 | 29.2 |
| 849 | LDEQ0828 | 12 | 23.4 | 23.7 | 5.7 | 15.2 | 30.4 | 22.1 | 25.1 | 6.7 | 10.9 | 29.9 |

DRAFT

| ICM Compartment | Station | # Observations | Predicted | | | | | Observed | | | | |
|---|---|---|---|---|---|---|---|---|---|---|---|---|
| | | | Mean | Median | StDev | Min | Max | Mean | Median | StDev | Min | Max |
| 850 | LDEQ0029 | 12 | 21.0 | 20.0 | 5.1 | 12.4 | 27.6 | 24.0 | 26.6 | 7.3 | 11.6 | 33.0 |
| 852 | LDEQ0826 | 12 | 22.2 | 22.4 | 4.4 | 16.1 | 27.7 | 22.6 | 25.3 | 6.4 | 12.7 | 30.5 |
| 855 | LDEQ2114 | 12 | 19.9 | 19.4 | 2.6 | 17.0 | 24.2 | 23.5 | 26.3 | 7.0 | 11.4 | 31.1 |
| 868 | LDEQ1168 | 15 | 19.5 | 17.8 | 6.8 | 11.3 | 30.6 | 21.7 | 19.7 | 5.7 | 14.6 | 32.6 |
| 869 | LDEQ1169 | 15 | 22.3 | 22.5 | 6.3 | 14.4 | 31.6 | 21.9 | 20.4 | 5.6 | 14.1 | 32.4 |
| 872 | LDEQ0091 | 15 | 18.4 | 15.9 | 7.8 | 9.3 | 31.5 | 21.4 | 19.3 | 5.9 | 14.1 | 31.5 |
| 899 | LDEQ1157 | 15 | 22.3 | 23.2 | 6.1 | 14.5 | 31.2 | 21.9 | 20.1 | 5.6 | 13.8 | 32.1 |
| 908 | LDEQ0852 | 9 | 21.4 | 22.3 | 2.3 | 18.4 | 24.3 | 22.6 | 22.2 | 6.0 | 15.5 | 30.1 |
| 916 | LDEQ1158 | 12 | 20.0 | 19.3 | 7.4 | 9.7 | 29.8 | 23.4 | 26.0 | 7.4 | 10.3 | 31.0 |
| 926 | LDEQ1159 | 12 | 19.5 | 18.8 | 5.2 | 12.3 | 26.4 | 23.5 | 26.0 | 7.4 | 10.3 | 31.4 |
| 937 | LDEQ1170 | 12 | 19.9 | 19.4 | 2.7 | 16.9 | 24.3 | 23.5 | 25.9 | 7.0 | 11.4 | 31.0 |

DRAFT

**Table 4: Model Performance for Mean Daily Temperature ( C ) for Validation Period 2006-2009.**

| ICM Compartment | Station | # Observations | Daily RMSE | Daily Bias | Two-week RMSE | Two-week Bias | Monthly RMSE | Monthly Bias | Annual RMSE | Annual Bias |
|---|---|---|---|---|---|---|---|---|---|---|
| 23 | LDEQ3594 | 11 | 4.4 | -3.6 | 4.6 | -3.9 | 2.1 | -3.9 | 2.5 | -3.5 |
| 26 | LDEQ0032 | 24 | 3.7 | -2.3 | 3.7 | -2.3 | 2.4 | -2.1 | 2.1 | -1.4 |
| 28 | LDEQ1089 | 12 | 3.7 | -1.3 | 3.7 | -1.3 | 1.5 | -0.7 | 0.7 | -1.3 |
| 30 | LDEQ0105 | 51 | 3.9 | -2.4 | 3.9 | -2.4 | 3.8 | -2.3 | 2.4 | -2.4 |
| 31 | LDEQ1073 | 12 | 5.1 | -1.3 | 5.1 | -1.3 | 2.5 | -1.1 | 0.6 | -1.3 |
| 35 | LDEQ0035 | 12 | 4.6 | -0.8 | 4.6 | -0.8 | 2.2 | -0.8 | 0.4 | -0.8 |
| 36 | LDEQ1047 | 11 | 3.1 | 0.0 | 3.1 | 0.0 | 1.5 | 0.1 | 0.0 | 0.0 |
| 37 | LDEQ1043 | 12 | 3.3 | -2.6 | 3.3 | -2.6 | 1.2 | -2.2 | 1.3 | -2.6 |
| 39 | LDEQ1087 | 12 | 5.6 | -3.3 | 5.6 | -3.3 | 2.3 | -2.4 | 1.6 | -3.3 |
| 42 | LDEQ1086 | 12 | 4.8 | -2.8 | 4.8 | -2.8 | 2.0 | -2.1 | 1.4 | -2.8 |
| 45 | LDEQ0138 | 51 | 3.4 | 0.1 | 3.5 | 0.1 | 3.3 | 0.4 | 0.3 | 0.1 |
| 46 | LDEQ1062 | 24 | 4.2 | 0.0 | 4.2 | 0.0 | 3.0 | 0.1 | 1.5 | 0.5 |
| 48 | LDEQ0106 | 50 | 2.5 | -0.4 | 2.5 | -0.5 | 2.4 | -0.3 | 0.6 | -0.5 |
| 49 | LDEQ1084 | 12 | 5.2 | -2.7 | 5.2 | -2.7 | 2.2 | -2.0 | 1.4 | -2.7 |
| 52 | LDEQ1082 | 12 | 3.8 | -2.8 | 3.8 | -2.8 | 1.8 | -2.8 | 1.4 | -2.8 |
| 53 | LDEQ1063 | 24 | 4.1 | -0.6 | 4.1 | -0.6 | 2.8 | -0.5 | 1.5 | 0.1 |
| 55 | LDEQ1083 | 12 | 2.7 | -1.8 | 2.7 | -1.8 | 1.2 | -1.8 | 0.9 | -1.8 |
| 59 | LDEQ0638 | 12 | 2.9 | -1.5 | 2.9 | -1.5 | 1.1 | -1.0 | 0.7 | -1.5 |
| 65 | LDEQ1095 | 12 | 2.3 | -1.1 | 2.3 | -1.1 | 1.2 | -1.1 | 1.1 | -0.3 |
| 66 | LDEQ0307 | 24 | 3.8 | -0.1 | 3.8 | -0.1 | 2.7 | -0.1 | 1.0 | 0.3 |
| 66 | LDEQ0307 | 24 | 3.8 | -0.1 | 3.8 | -0.1 | 2.7 | -0.1 | 1.0 | 0.3 |
| 66 | LDEQ0307 | 24 | 3.8 | -0.1 | 3.8 | -0.1 | 2.7 | -0.1 | 1.0 | 0.3 |
| 81 | LDEQ1081 | 13 | 1.5 | 0.0 | 1.5 | 0.0 | 0.6 | 0.3 | 0.0 | 0.0 |
| 82 | LDEQ0006 | 12 | 2.3 | -1.6 | 2.3 | -1.6 | 1.1 | -1.7 | 0.8 | -1.6 |
| 97 | LDEQ0298 | 15 | 3.1 | 0.2 | 3.1 | 0.2 | 1.5 | 0.9 | 1.8 | 1.5 |
| 107 | LDEQ0007 | 13 | 1.9 | -0.4 | 1.9 | -0.4 | 0.9 | -0.2 | 0.2 | -0.4 |

DRAFT

| ICM Compartment | Station | # Observations | Daily RMSE | Daily Bias | Two-week RMSE | Two-week Bias | Monthly RMSE | Monthly Bias | Annual RMSE | Annual Bias |
|---|---|---|---|---|---|---|---|---|---|---|
| 129 | LDEQ1093 | 12 | 1.7 | -1.0 | 1.7 | -1.0 | 0.8 | -1.0 | 0.7 | -1.0 |
| 130 | LDEQ0905 | 11 | 2.4 | 1.7 | 2.4 | 1.7 | 1.1 | 1.7 | 1.4 | 1.9 |
| 136 | LDEQ0036 | 12 | 3.0 | -1.4 | 3.0 | -1.4 | 1.3 | -1.2 | 0.7 | -1.4 |
| 150 | LDEQ1102 | 11 | 3.2 | -1.5 | 3.2 | -1.5 | 1.3 | -0.9 | 0.7 | -1.5 |
| 155 | LDEQ1080 | 13 | 2.6 | -1.3 | 2.6 | -1.3 | 1.2 | -1.2 | 0.6 | -1.3 |
| 156 | LDEQ1092 | 12 | 2.8 | -0.8 | 2.8 | -0.8 | 1.4 | -0.8 | 0.9 | -0.2 |
| 199 | LDEQ0904 | 11 | 3.1 | 1.3 | 3.1 | 1.3 | 1.5 | 1.3 | 2.1 | 2.2 |
| 209 | LDEQ0304 | 15 | 3.1 | 1.0 | 3.1 | 1.0 | 1.2 | 1.2 | 1.1 | 1.4 |
| 213 | LDEQ3958 | 3 | 2.5 | 0.8 | 2.5 | 0.8 | 0.6 | 0.8 | 0.4 | 0.8 |
| 215 | LDEQ0228 | 14 | 2.7 | -1.7 | 2.7 | -1.7 | 1.2 | -1.3 | 1.1 | -1.0 |
| 226 | LDEQ0909 | 12 | 3.6 | 0.1 | 3.6 | 0.1 | 1.8 | 0.1 | 1.7 | 1.1 |
| 248 | LDEQ0901 | 11 | 3.5 | 1.4 | 3.5 | 1.4 | 1.7 | 1.4 | 2.5 | 2.5 |
| 251 | LDEQ0636 | 11 | 3.2 | 1.1 | 3.2 | 1.1 | 1.5 | 1.1 | 2.1 | 2.1 |
| 252 | LDEQ4345 | 0 | - | - | - | - | - | - | - | - |
| 253 | LDEQ0899 | 11 | 3.4 | 0.9 | 3.4 | 0.9 | 1.6 | 0.9 | 2.0 | 1.9 |
| 257 | LDEQ0908 | 12 | 4.0 | 0.4 | 4.0 | 0.4 | 2.0 | 0.4 | 1.9 | 1.5 |
| 258 | LDEQ0243 | 11 | 3.3 | -2.5 | 3.3 | -2.5 | 1.3 | -2.0 | 1.2 | -2.5 |
| 268 | LDEQ0292 | 11 | 3.0 | 0.6 | 3.0 | 0.6 | 1.5 | 0.6 | 2.0 | 1.6 |
| 277 | LDEQ0898 | 11 | 3.2 | 0.7 | 3.2 | 0.7 | 1.6 | 0.7 | 1.8 | 1.6 |
| 278 | LDEQ0907 | 12 | 3.1 | 0.4 | 3.1 | 0.4 | 1.5 | 0.4 | 1.3 | 1.1 |
| 287 | LDEQ0903 | 11 | 3.3 | 0.9 | 3.3 | 0.9 | 1.6 | 0.9 | 2.1 | 2.0 |
| 295 | LDEQ0897 | 11 | 3.7 | 1.5 | 3.7 | 1.5 | 1.8 | 1.5 | 2.4 | 2.6 |
| 297 | LDEQ0918 | 12 | 2.0 | 1.2 | 2.0 | 1.2 | 1.0 | 1.2 | 0.8 | 1.2 |
| 298 | LDEQ0084 | 15 | 2.5 | 0.2 | 2.5 | 0.2 | 1.4 | 0.4 | 0.8 | 0.8 |
| 307 | LDEQ0926 | 12 | 4.9 | -0.7 | 4.9 | -0.7 | 2.4 | -0.7 | 3.1 | 1.4 |
| 309 | LDEQ0336 | 12 | 1.9 | 0.5 | 2.0 | 0.6 | 0.9 | 0.6 | 0.5 | 0.1 |
| 309 | LDEQ0336 | 12 | 1.9 | 0.5 | 2.0 | 0.6 | 0.9 | 0.6 | 0.5 | 0.1 |

DRAFT

| ICM Compartment | Station | # Observations | Daily RMSE | Daily Bias | Two-week RMSE | Two-week Bias | Monthly RMSE | Monthly Bias | Annual RMSE | Annual Bias |
|---|---|---|---|---|---|---|---|---|---|---|
| 309 | LDEQ0336 | 12 | 1.9 | 0.5 | 2.0 | 0.6 | 0.9 | 0.6 | 0.5 | 0.1 |
| 312 | LDEQ0945 | 15 | 3.0 | -1.3 | 3.0 | -1.3 | 1.4 | -0.9 | 0.9 | -0.8 |
| 314 | LDEQ0922 | 12 | 3.8 | -2.2 | 3.8 | -2.2 | 1.9 | -2.2 | 1.8 | -1.0 |
| 316 | LDEQ2843 | 14 | 4.3 | -1.4 | 4.3 | -1.4 | 1.9 | -0.7 | 0.9 | -0.9 |
| 324 | LDEQ0341 | 12 | 3.0 | 0.3 | 3.0 | 0.3 | 1.3 | 0.6 | 0.2 | 0.3 |
| 325 | LDEQ2844 | 15 | 2.7 | -0.1 | 2.7 | -0.1 | 1.3 | 0.3 | 0.3 | 0.1 |
| 331 | LDEQ0925 | 12 | 3.8 | -0.2 | 3.8 | -0.2 | 1.9 | -0.2 | 2.3 | 1.3 |
| 342 | LDEQ0293 | 49 | 2.0 | 0.6 | 2.0 | 0.6 | 2.0 | 0.5 | 1.0 | 0.6 |
| 343 | LDEQ0080 | 11 | 1.9 | 1.2 | 1.9 | 1.2 | 0.9 | 1.2 | 0.8 | 1.0 |
| 348 | LDEQ0924 | 12 | 6.1 | -4.3 | 6.1 | -4.3 | 2.7 | -3.7 | 2.1 | -4.3 |
| 349 | LDEQ0340 | 11 | 2.3 | -1.0 | 2.3 | -1.0 | 1.1 | -1.0 | 0.8 | -0.6 |
| 361 | LDEQ0946 | 15 | 2.1 | -1.1 | 2.1 | -1.1 | 1.2 | -1.1 | 0.7 | -0.9 |
| 363 | LDEQ1198 | 12 | 1.8 | 1.0 | 1.8 | 1.0 | 0.9 | 1.0 | 0.7 | 1.0 |
| 366 | LDEQ0923 | 12 | 1.8 | -0.5 | 1.8 | -0.5 | 0.9 | -0.6 | 0.2 | -0.5 |
| 368 | LDEQ0349 | 12 | 2.0 | -0.7 | 2.0 | -0.7 | 1.0 | -0.8 | 0.3 | -0.7 |
| 372 | LDEQ0347 | 12 | 1.9 | -0.8 | 1.9 | -0.8 | 0.9 | -0.8 | 0.4 | -0.8 |
| 372 | LDEQ0347 | 12 | 1.9 | -0.8 | 1.9 | -0.8 | 0.9 | -0.8 | 0.4 | -0.8 |
| 377 | LDEQ0953 | 12 | 5.5 | -1.2 | 5.5 | -1.2 | 2.8 | -1.2 | 3.4 | 1.2 |
| 381 | LDEQ3001 | 11 | 2.3 | -0.1 | 2.3 | -0.1 | 1.1 | -0.1 | 0.8 | -0.6 |
| 392 | LDEQ1196 | 12 | 1.0 | -0.8 | 1.0 | -0.8 | 0.5 | -0.8 | 0.5 | -0.6 |
| 393 | LDEQ0930 | 12 | 2.7 | 1.9 | 2.7 | 1.9 | 1.4 | 1.9 | 0.9 | 1.9 |
| 394 | LDEQ0110 | 11 | 3.4 | -1.7 | 3.4 | -1.7 | 1.6 | -1.7 | 1.6 | -0.7 |
| 399 | LDEQ0346 | 12 | 2.2 | -0.2 | 2.2 | -0.2 | 1.0 | 0.0 | 0.1 | -0.2 |
| 413 | LDEQ0144 | 12 | 2.5 | 1.1 | 2.5 | 1.1 | 1.2 | 1.1 | 1.5 | 1.7 |
| 419 | LDEQ0959 | 12 | 6.1 | -4.4 | 6.1 | -4.4 | 2.7 | -3.9 | 2.2 | -4.4 |
| 421 | LDEQ0940 | 12 | 5.1 | -2.2 | 5.1 | -2.2 | 2.5 | -2.2 | 2.1 | -0.8 |
| 425 | LDEQ0954 | 12 | 2.4 | -0.6 | 2.4 | -0.6 | 1.1 | -0.4 | 0.3 | -0.6 |

DRAFT

| ICM Compartment | Station | # Observations | Daily RMSE | Daily Bias | Two-week RMSE | Two-week Bias | Monthly RMSE | Monthly Bias | Annual RMSE | Annual Bias |
|---|---|---|---|---|---|---|---|---|---|---|
| 427 | LDEQ0337 | 10 | 2.5 | -0.5 | 2.5 | -0.5 | 1.1 | -0.5 | 1.1 | 0.6 |
| 432 | LDEQ0339 | 11 | 2.9 | -0.1 | 2.9 | -0.1 | 1.4 | -0.1 | 0.9 | 0.4 |
| 436 | LDEQ1199 | 12 | 3.4 | 2.6 | 3.4 | 2.6 | 1.7 | 2.6 | 1.7 | 2.3 |
| 438 | LDEQ0934 | 11 | 2.4 | -0.8 | 2.4 | -0.8 | 1.1 | -0.8 | 0.9 | -0.2 |
| 439 | LDEQ0960 | 11 | 3.5 | -2.7 | 3.5 | -2.7 | 1.4 | -2.4 | 1.4 | -2.7 |
| 454 | LDEQ0113 | 12 | 1.8 | -0.2 | 1.8 | -0.2 | 0.7 | 0.0 | 0.1 | -0.2 |
| 459 | LDEQ0936 | 0 | - | - | - | - | - | - | - | - |
| 460 | LDEQ0338 | 12 | 2.2 | 0.6 | 2.2 | 0.6 | 1.0 | 0.8 | 0.3 | 0.6 |
| 475 | LDEQ0344 | 12 | 2.7 | -1.8 | 2.7 | -1.8 | 1.0 | -1.5 | 0.9 | -1.8 |
| 494 | LDEQ0952 | 11 | 3.4 | -2.9 | 3.4 | -2.9 | 1.4 | -2.6 | 1.5 | -2.9 |
| 498 | LDEQ0928 | 15 | 3.8 | -1.6 | 3.8 | -1.6 | 1.9 | -1.3 | 1.0 | -1.0 |
| 499 | LDEQ0941 | 12 | 1.4 | -0.2 | 1.4 | -0.2 | 0.7 | -0.2 | 0.6 | 0.2 |
| 510 | LDEQ0949 | 11 | 5.0 | 0.7 | 5.0 | 0.7 | 2.4 | 0.7 | 3.1 | 2.4 |
| 512 | LDEQ0937 | 12 | 1.8 | -0.2 | 1.8 | -0.2 | 0.8 | -0.1 | 0.1 | -0.2 |
| 518 | LDEQ0896 | 11 | 1.9 | -0.3 | 1.9 | -0.3 | 0.9 | -0.3 | 0.8 | 0.2 |
| 522 | LDEQ0039 | 49 | 1.6 | -0.8 | 1.6 | -0.8 | 1.5 | -0.9 | 0.9 | -0.8 |
| 533 | LDEQ0961 | 11 | 5.6 | 0.1 | 5.6 | 0.1 | 2.7 | 0.1 | 3.4 | 2.0 |
| 536 | LDEQ3586 | 11 | 1.7 | -0.5 | 1.7 | -0.5 | 0.8 | -0.5 | 0.7 | -0.1 |
| 538 | LDEQ1200 | 11 | 5.9 | -5.0 | 5.9 | -5.0 | 2.8 | -5.0 | 3.2 | -4.2 |
| 559 | LDEQ1201 | 11 | 1.5 | -0.6 | 1.5 | -0.6 | 0.7 | -0.6 | 0.7 | -0.2 |
| 561 | LDEQ0948 | 12 | 3.7 | -2.1 | 3.7 | -2.1 | 1.9 | -2.1 | 1.5 | -1.2 |
| 563 | LDEQ1203 | 11 | 1.8 | -1.0 | 1.8 | -1.0 | 0.8 | -1.0 | 0.6 | -0.7 |
| 569 | LDEQ0933 | 15 | 4.1 | -2.7 | 4.1 | -2.7 | 2.0 | -2.3 | 1.7 | -2.4 |
| 585 | LDEQ0950 | 12 | 3.7 | -1.3 | 3.7 | -1.3 | 1.9 | -1.3 | 1.7 | -0.1 |
| 586 | LDEQ0955 | 12 | 2.3 | -1.3 | 2.3 | -1.3 | 1.0 | -1.2 | 0.6 | -1.3 |
| 593 | LDEQ1202 | 11 | 1.4 | -0.7 | 1.4 | -0.7 | 0.6 | -0.7 | 0.5 | -0.5 |
| 598 | LDEQ0962 | 11 | 5.6 | -1.3 | 5.6 | -1.3 | 2.7 | -1.3 | 3.0 | 0.6 |

DRAFT

| ICM Compartment | Station | # Observations | Daily RMSE | Daily Bias | Two-week RMSE | Two-week Bias | Monthly RMSE | Monthly Bias | Annual RMSE | Annual Bias |
|---|---|---|---|---|---|---|---|---|---|---|
| 648 | LDEQ0692 | 12 | 3.5 | -2.3 | 3.5 | -2.3 | 1.4 | -1.8 | 1.1 | -2.3 |
| 649 | LDEQ0957 | 12 | 5.1 | -1.9 | 5.1 | -1.9 | 2.6 | -1.9 | 2.3 | -0.3 |
| 658 | LDEQ0685 | 15 | 3.8 | -3.0 | 3.8 | -3.0 | 1.8 | -2.6 | 1.9 | -2.4 |
| 678 | LDEQ0683 | 12 | 4.2 | -0.9 | 4.2 | -0.9 | 2.1 | -0.9 | 3.0 | 1.1 |
| 692 | LDEQ0691 | 12 | 3.6 | -2.6 | 3.6 | -2.6 | 1.3 | -2.0 | 1.3 | -2.6 |
| 718 | LDEQ0693 | 12 | 5.0 | -0.8 | 5.0 | -0.8 | 2.5 | -0.8 | 3.7 | 1.7 |
| 719 | LDEQ1204 | 0 | - | - | - | - | - | - | - | - |
| 724 | LDEQ0316 | 12 | 4.6 | -0.8 | 4.6 | -0.8 | 2.3 | -0.8 | 3.3 | 1.4 |
| 728 | LDEQ2116 | 12 | 4.1 | -2.8 | 4.1 | -2.8 | 1.8 | -2.6 | 1.4 | -2.8 |
| 729 | LDEQ0696 | 12 | 5.1 | -0.7 | 5.1 | -0.7 | 2.5 | -0.7 | 3.6 | 1.7 |
| 732 | LDEQ0679 | 12 | 3.7 | -2.4 | 3.7 | -2.4 | 1.6 | -2.2 | 1.2 | -2.4 |
| 747 | LDEQ0678 | 12 | 3.8 | -2.3 | 3.8 | -2.3 | 1.7 | -2.0 | 1.1 | -2.3 |
| 748 | LDEQ0003 | 50 | 3.4 | -1.8 | 3.4 | -1.8 | 3.3 | -1.9 | 1.9 | -1.8 |
| 750 | LDEQ0660 | 12 | 3.7 | -1.8 | 3.7 | -1.8 | 1.4 | -1.2 | 0.9 | -1.8 |
| 752 | LDEQ0697 | 0 | - | - | - | - | - | - | - | - |
| 773 | LDEQ0655 | 12 | 3.4 | -2.3 | 3.4 | -2.3 | 1.5 | -2.1 | 1.1 | -2.3 |
| 782 | LDEQ0695 | 12 | 2.7 | -0.5 | 2.7 | -0.5 | 0.9 | 0.0 | 0.2 | -0.5 |
| 784 | LDEQ0098 | 12 | 3.1 | -1.2 | 3.1 | -1.2 | 1.4 | -1.1 | 0.6 | -1.2 |
| 802 | LDEQ0822 | 12 | 6.3 | -3.8 | 6.3 | -3.8 | 3.2 | -3.8 | 3.5 | -1.5 |
| 815 | LDEQ0823 | 11 | 8.1 | -2.6 | 8.1 | -2.6 | 3.9 | -2.6 | 4.6 | 0.4 |
| 816 | LDEQ2115 | 12 | 2.7 | -0.5 | 2.7 | -0.5 | 1.1 | -0.1 | 0.3 | -0.5 |
| 826 | LDEQ0657 | 12 | 2.6 | -1.5 | 2.6 | -1.5 | 1.0 | -1.2 | 0.8 | -1.5 |
| 829 | LDEQ0851 | 12 | 2.8 | -0.4 | 2.8 | -0.4 | 1.4 | -0.4 | 1.3 | 0.5 |
| 833 | LDEQ0026 | 49 | 4.7 | -1.6 | 4.7 | -1.6 | 4.3 | -1.2 | 1.7 | -1.5 |
| 842 | LDEQ2752 | 12 | 4.0 | -0.6 | 4.0 | -0.6 | 2.0 | -1.0 | 2.1 | 1.2 |
| 846 | LDEQ0827 | 12 | 3.6 | 0.3 | 3.6 | 0.3 | 1.8 | 0.2 | 1.8 | 1.6 |
| 849 | LDEQ0828 | 12 | 3.0 | 1.3 | 3.0 | 1.3 | 1.4 | 1.1 | 1.5 | 1.9 |

DRAFT

| ICM Compartment | Station | # Observations | Daily RMSE | Daily Bias | Two-week RMSE | Two-week Bias | Monthly RMSE | Monthly Bias | Annual RMSE | Annual Bias |
|---|---|---|---|---|---|---|---|---|---|---|
| 850 | LDEQ0029 | 12 | 4.4 | -2.9 | 4.4 | -2.9 | 1.7 | -2.3 | 1.5 | -2.9 |
| 852 | LDEQ0826 | 12 | 3.6 | -0.4 | 3.6 | -0.4 | 1.8 | -0.4 | 1.6 | 0.9 |
| 855 | LDEQ2114 | 12 | 6.5 | -3.7 | 6.5 | -3.7 | 2.7 | -3.0 | 1.8 | -3.7 |
| 868 | LDEQ1168 | 15 | 3.7 | -2.3 | 3.7 | -2.3 | 1.9 | -2.1 | 1.4 | -1.7 |
| 869 | LDEQ1169 | 15 | 2.5 | 0.4 | 2.5 | 0.4 | 1.3 | 0.5 | 1.1 | 1.1 |
| 872 | LDEQ0091 | 15 | 4.2 | -3.0 | 4.2 | -3.0 | 2.1 | -2.8 | 2.0 | -2.8 |
| 899 | LDEQ1157 | 15 | 2.6 | 0.4 | 2.6 | 0.4 | 1.4 | 0.5 | 1.3 | 1.2 |
| 908 | LDEQ0852 | 9 | 5.5 | -1.2 | 5.5 | -1.2 | 2.4 | -1.2 | 2.6 | 0.0 |
| 916 | LDEQ1158 | 12 | 5.1 | -3.4 | 5.1 | -3.4 | 2.0 | -2.9 | 1.7 | -3.4 |
| 926 | LDEQ1159 | 12 | 5.3 | -4.0 | 5.3 | -4.0 | 2.2 | -3.5 | 2.0 | -4.0 |
| 937 | LDEQ1170 | 12 | 6.3 | -3.5 | 6.3 | -3.5 | 2.7 | -3.0 | 1.8 | -3.5 |

DRAFT

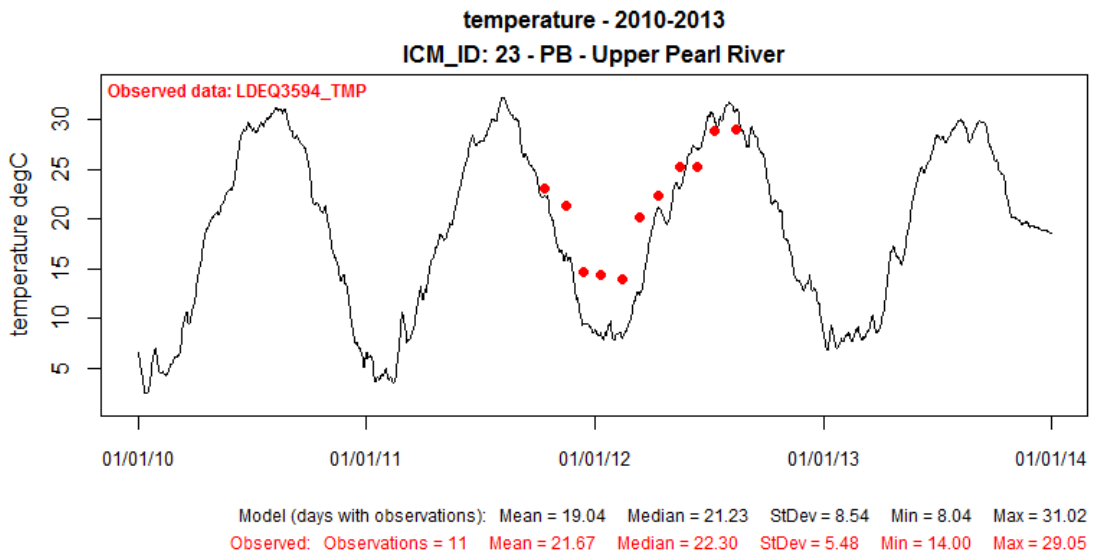


**Figure 1: Modeled Temperature ( C ) at ICM Compartment 23 (solid black line) Compared to Observed Data at LDEQ3594 for Calibration Period 2010-2013.**

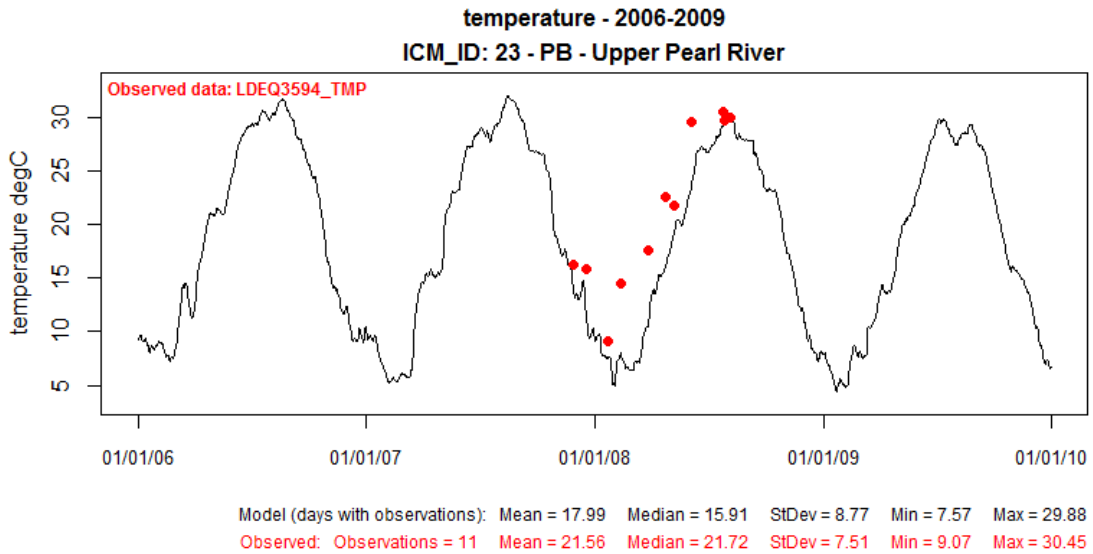


**Figure 2: Modeled Temperature ( C ) at ICM Compartment 23 (solid black line) Compared to Observed Data at LDEQ3594 for Validation Period 2006-2009.**

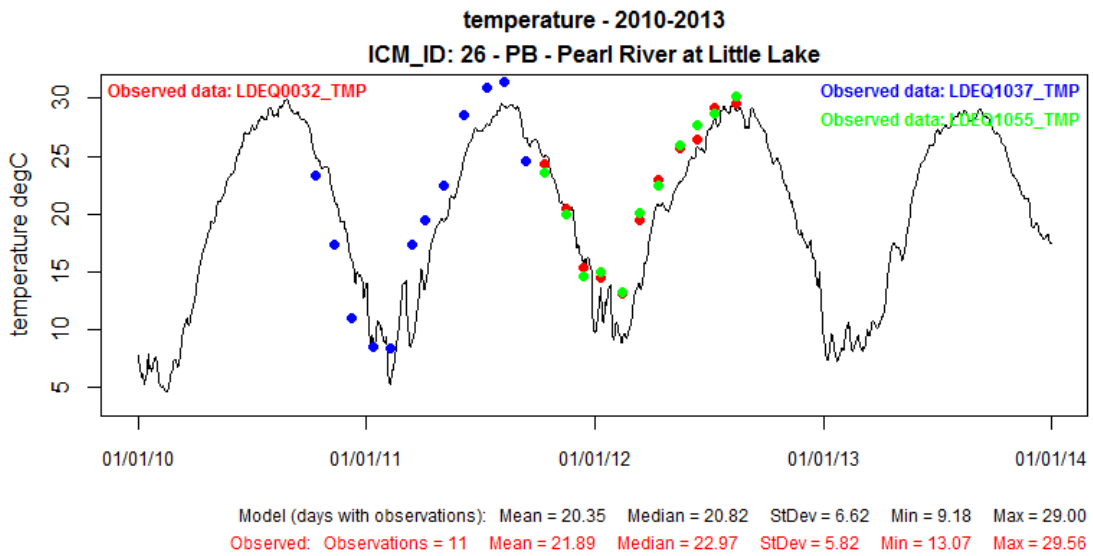


**Figure 3: Modeled Temperature ( C ) at ICM Compartment 26 (solid black line) Compared to Observed Data at LDEQ0032 for Calibration Period 2010-2013.**

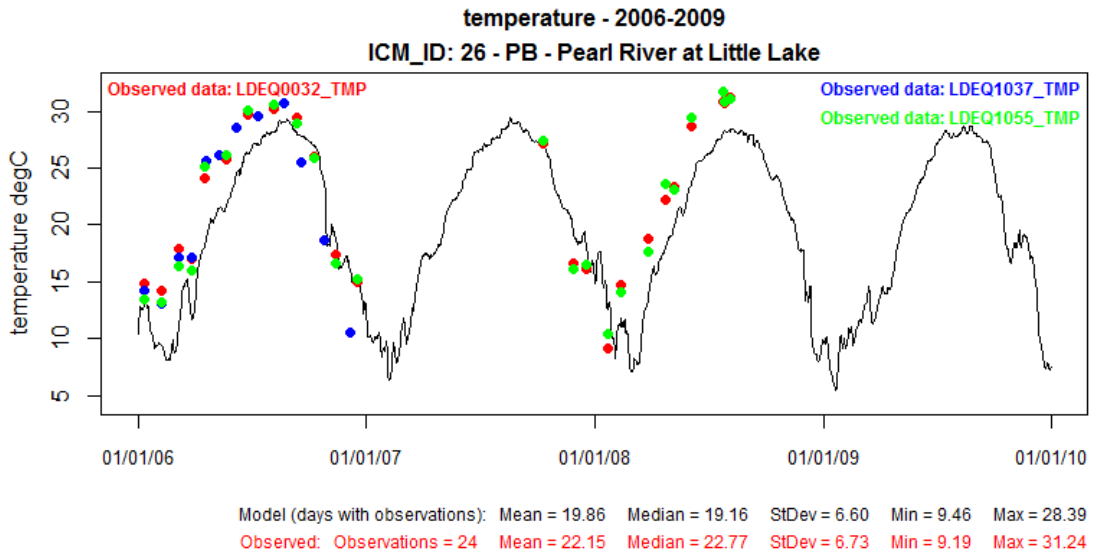


**Figure 4: Modeled Temperature ( C ) at ICM Compartment 26 (solid black line) Compared to Observed Data at LDEQ0032 for Validation Period 2006-2009.**

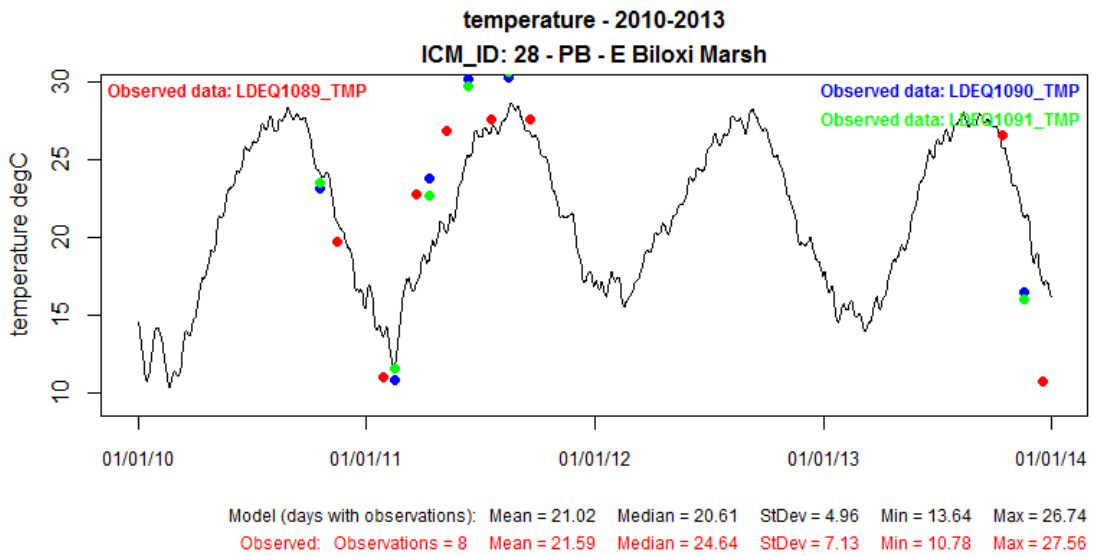


**Figure 5: Modeled Temperature ( C ) at ICM Compartment 28 (solid black line) Compared to Observed Data at LDEQ1089 for Calibration Period 2010-2013.**

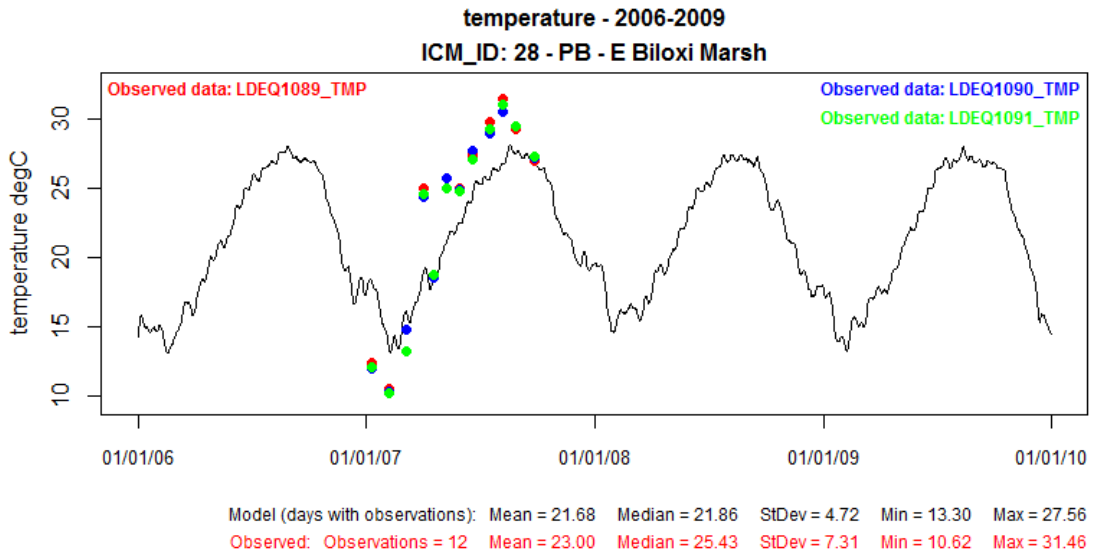


**Figure 6: Modeled Temperature ( C ) at ICM Compartment 28 (solid black line) Compared to Observed Data at LDEQ1089 for Validation Period 2006-2009.**

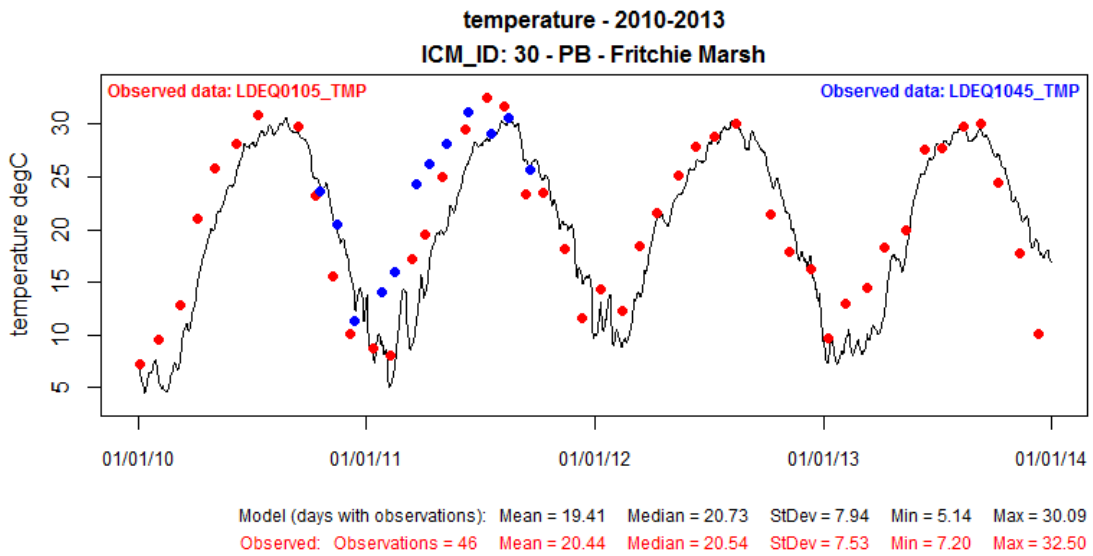


**Figure 7: Modeled Temperature ( C ) at ICM Compartment 30 (solid black line) Compared to Observed Data at LDEQ0105 for Calibration Period 2010-2013.**

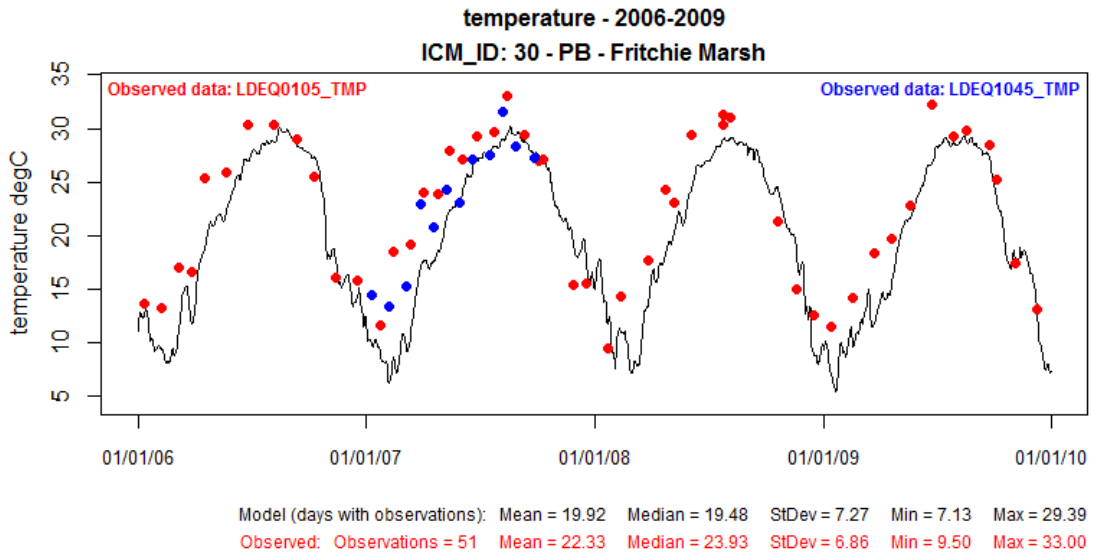


**Figure 8: Modeled Temperature ( C ) at ICM Compartment 30 (solid black line) Compared to Observed Data at LDEQ0105 for Validation Period 2006-2009.**

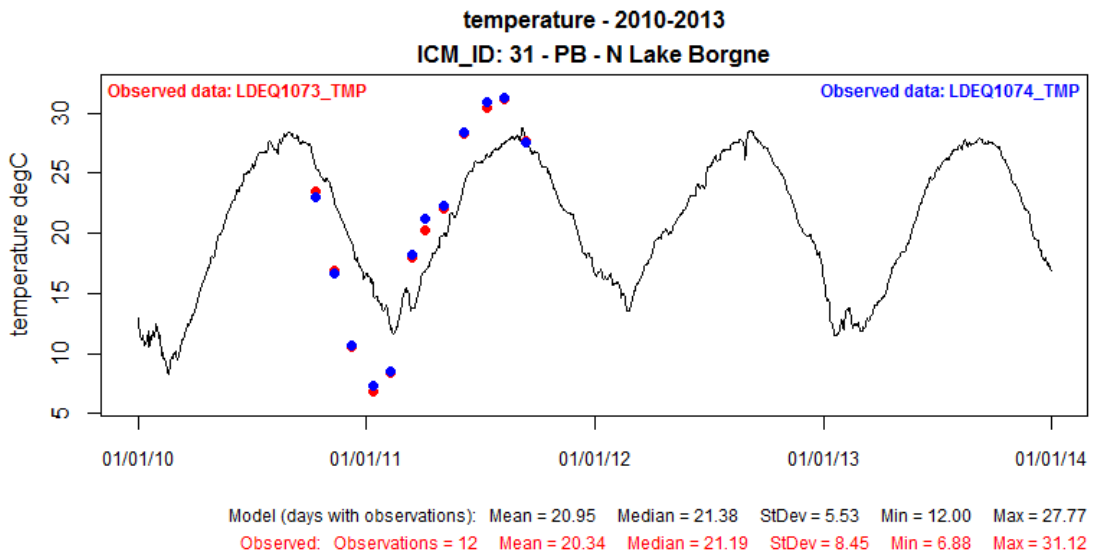


**Figure 9: Modeled Temperature ( C ) at ICM Compartment 31 (solid black line) Compared to Observed Data at LDEQ1073 for Calibration Period 2010-2013.**

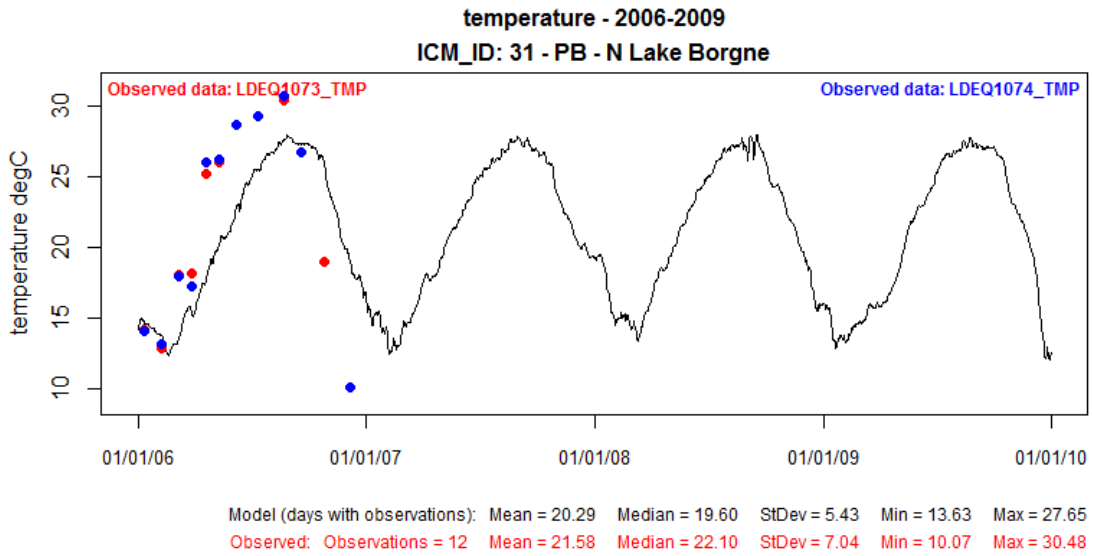


**Figure 10: Modeled Temperature ( C ) at ICM Compartment 31 (solid black line) Compared to Observed Data at LDEQ1073 for Validation Period 2006-2009.**

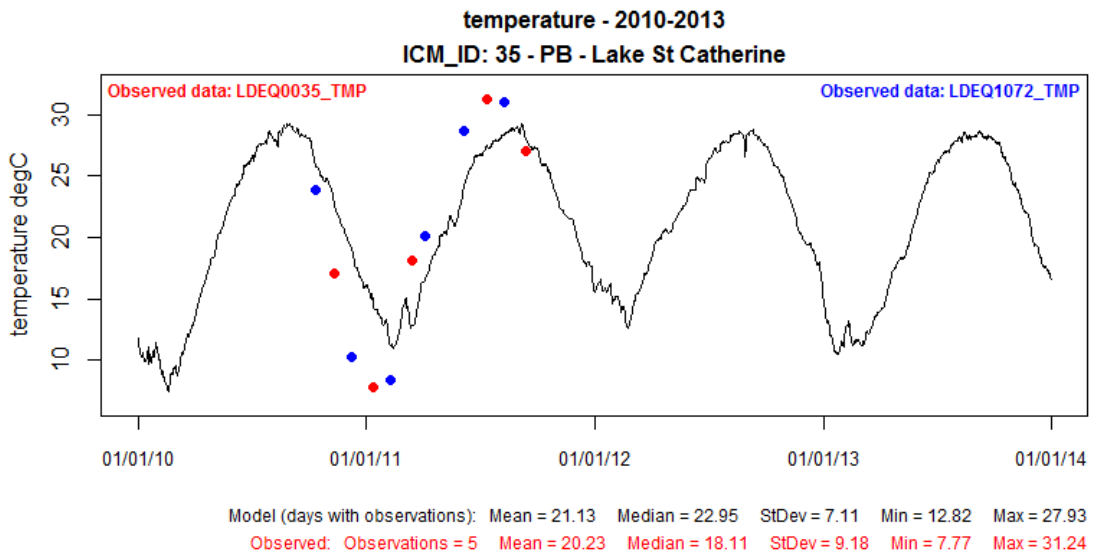


**Figure 11: Modeled Temperature ( C ) at ICM Compartment 35 (solid black line) Compared to Observed Data at LDEQ0035 for Calibration Period 2010-2013.**

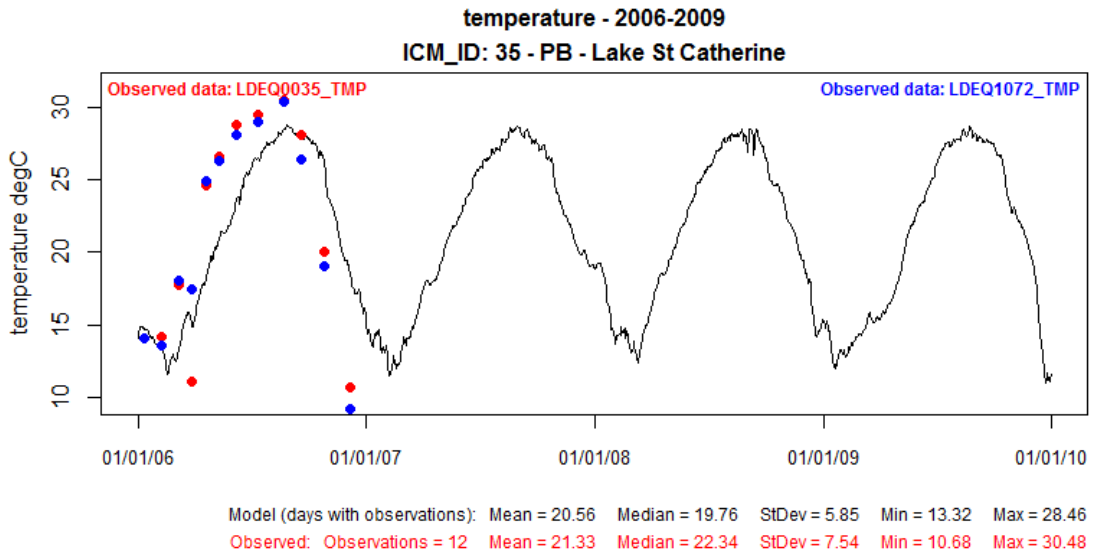


**Figure 12: Modeled Temperature ( C ) at ICM Compartment 35 (solid black line) Compared to Observed Data at LDEQ0035 for Validation Period 2006-2009.**

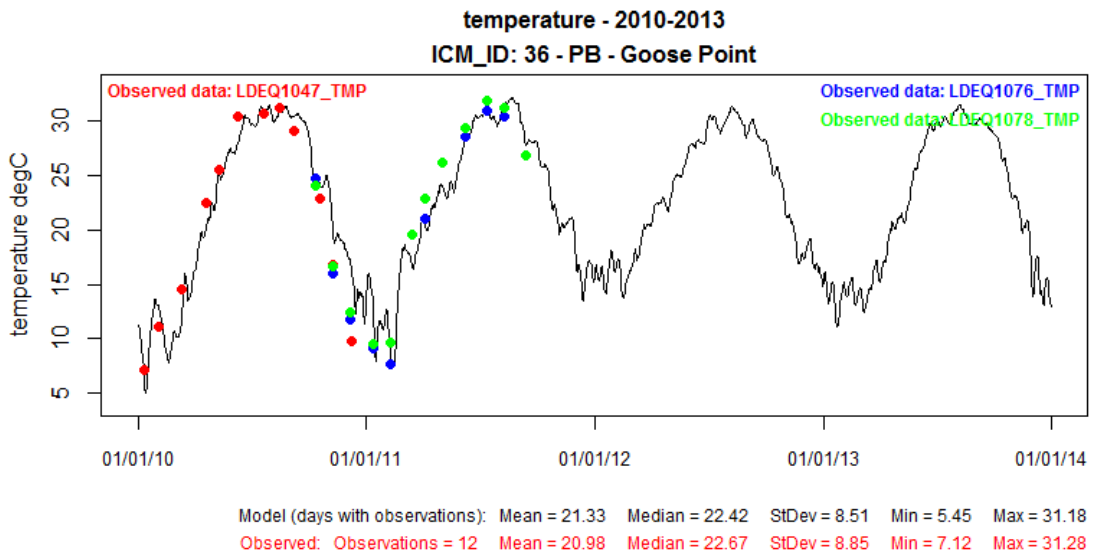


**Figure 13: Modeled Temperature ( C ) at ICM Compartment 36 (solid black line) Compared to Observed Data at LDEQ1047 for Calibration Period 2010-2013.**

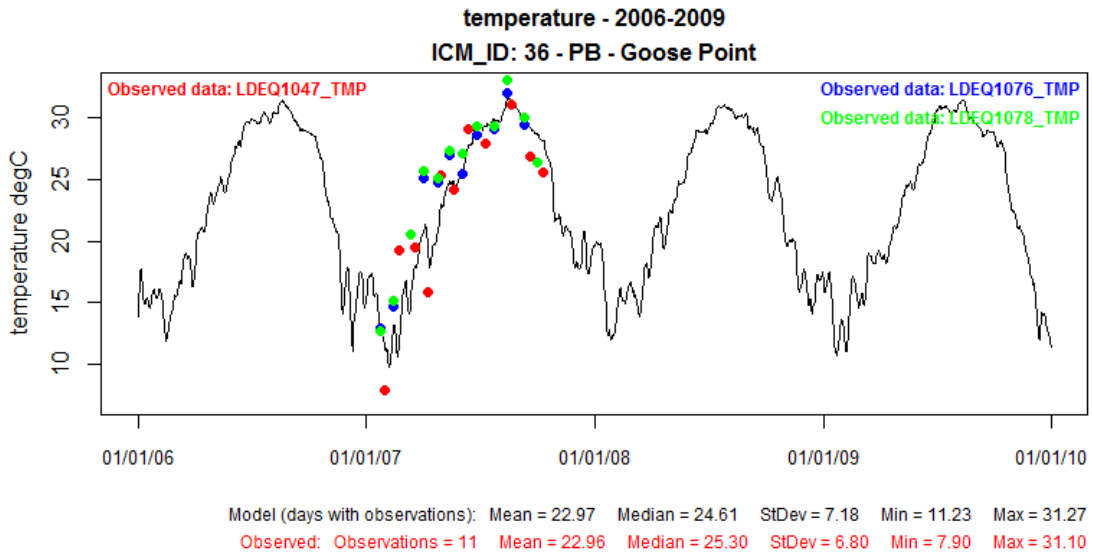


**Figure 14: Modeled Temperature ( C ) at ICM Compartment 36 (solid black line) Compared to Observed Data at LDEQ1047 for Validation Period 2006-2009.**

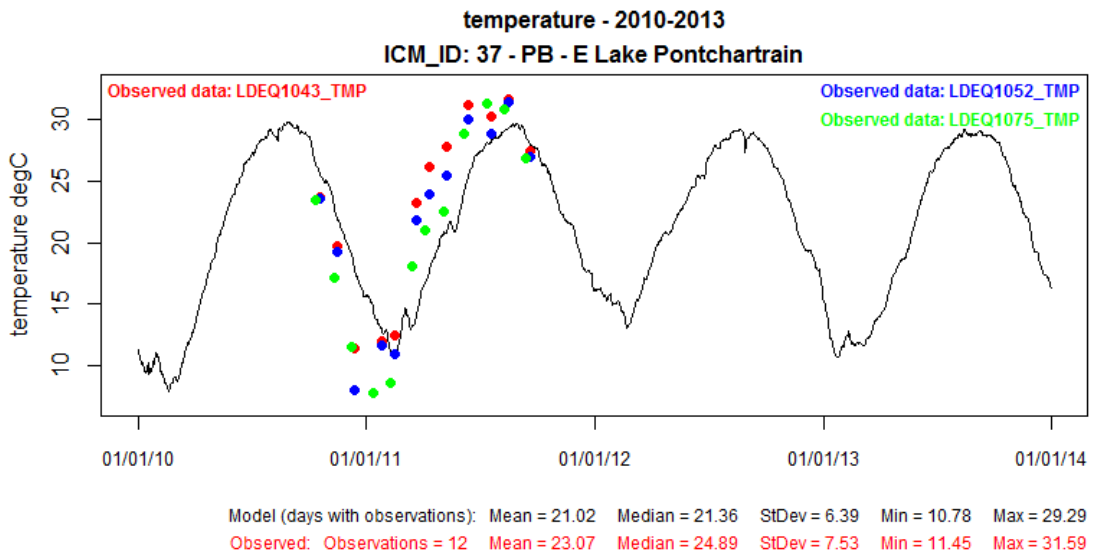


**Figure 15: Modeled Temperature ( C ) at ICM Compartment 37 (solid black line) Compared to Observed Data at LDEQ1043 for Calibration Period 2010-2013.**

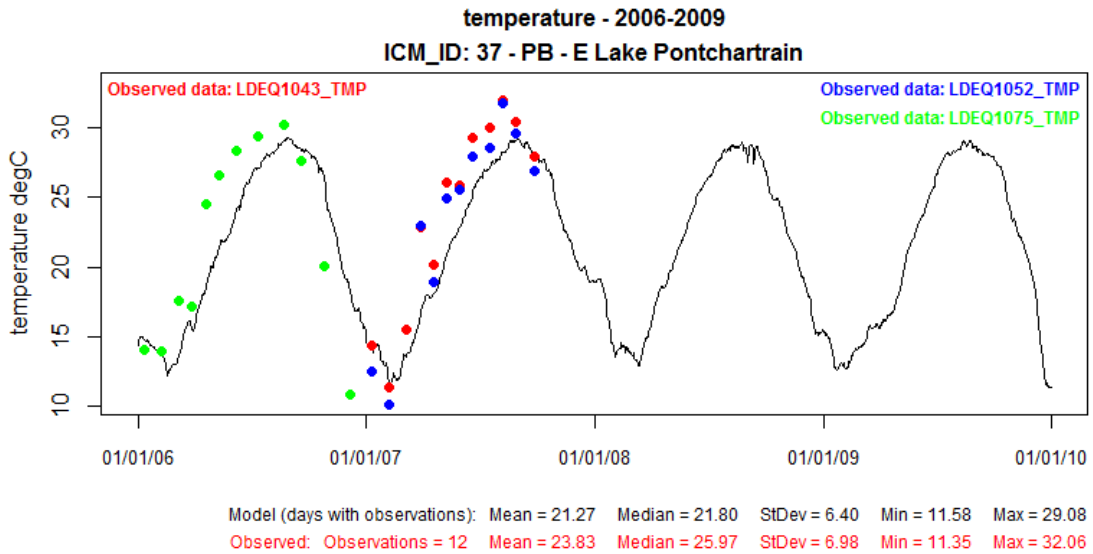


**Figure 16: Modeled Temperature ( C ) at ICM Compartment 37 (solid black line) Compared to Observed Data at LDEQ1043 for Validation Period 2006-2009.**

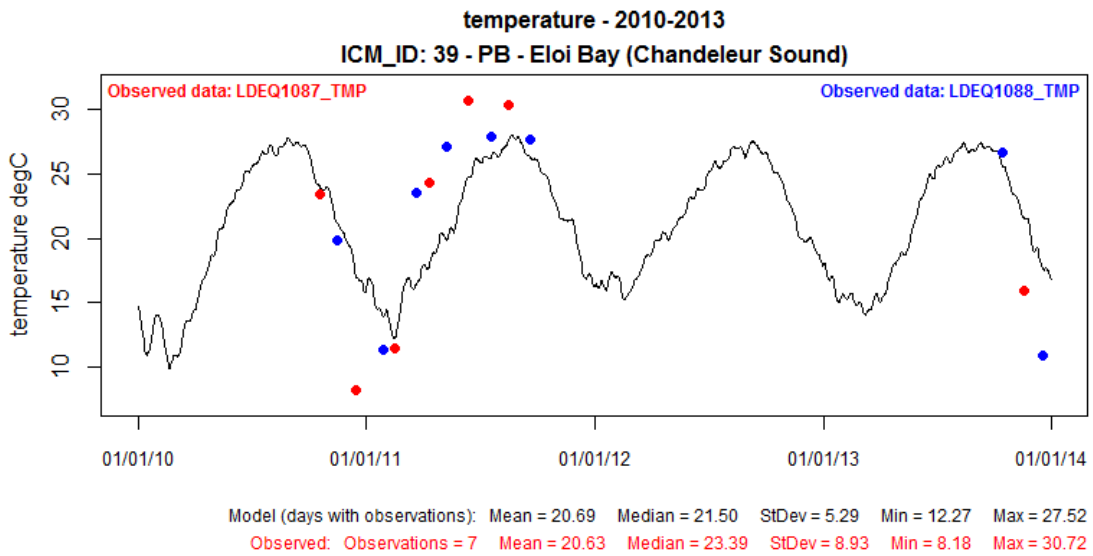


**Figure 17: Modeled Temperature ( C ) at ICM Compartment 39 (solid black line) Compared to Observed Data at LDEQ1087 for Calibration Period 2010-2013.**

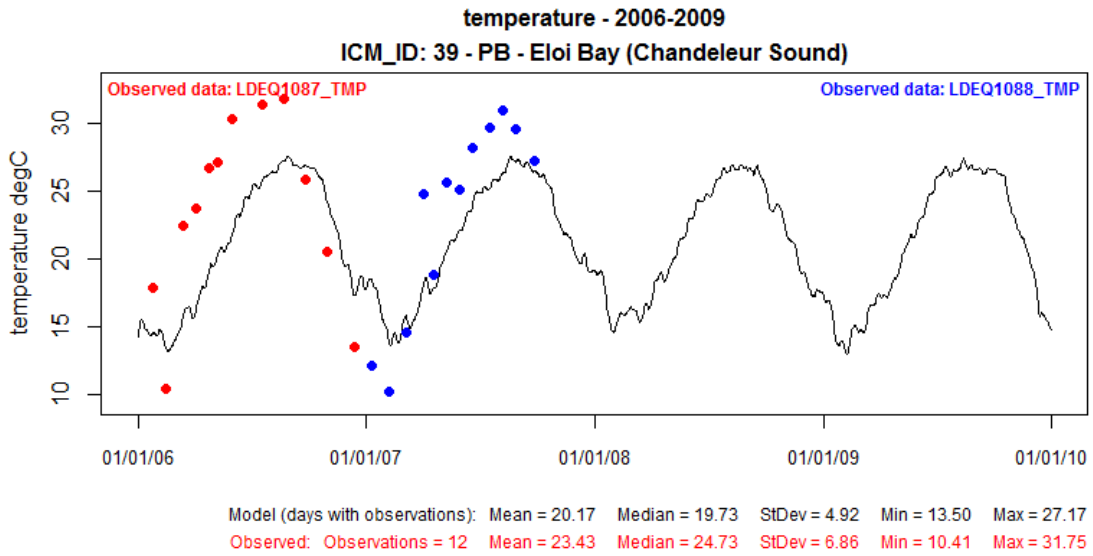


**Figure 18: Modeled Temperature ( C ) at ICM Compartment 39 (solid black line) Compared to Observed Data at LDEQ1087 for Validation Period 2006-2009.**

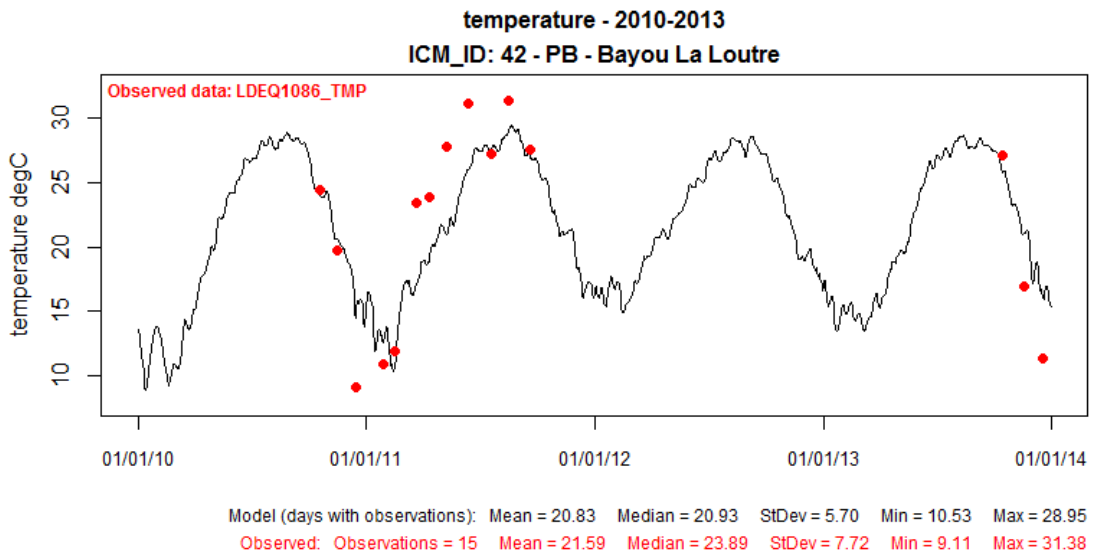


**Figure 19: Modeled Temperature ( C ) at ICM Compartment 42 (solid black line) Compared to Observed Data at LDEQ1086 for Calibration Period 2010-2013.**

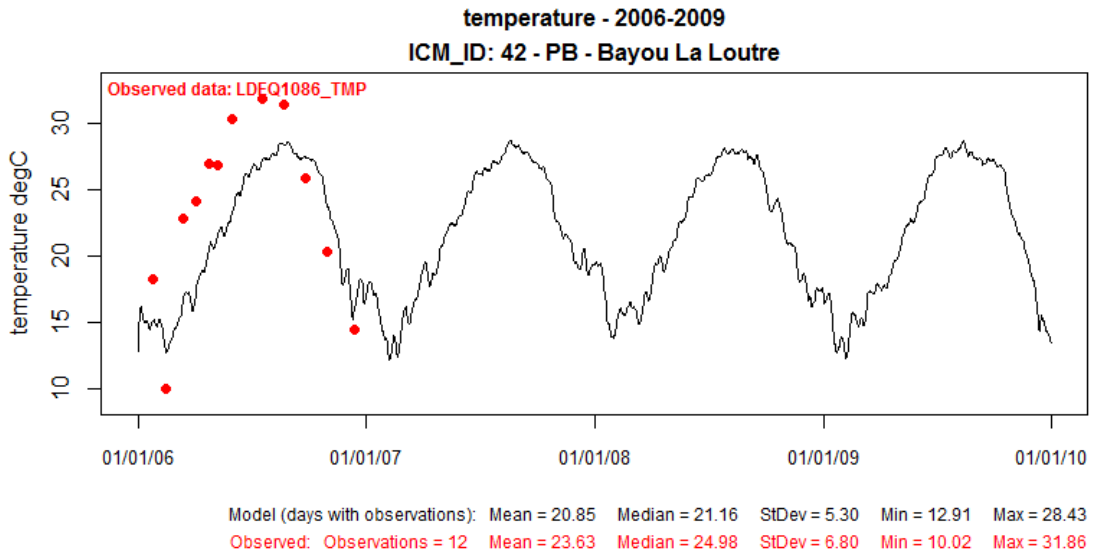


**Figure 20: Modeled Temperature ( C ) at ICM Compartment 42 (solid black line) Compared to Observed Data at LDEQ1086 for Validation Period 2006-2009.**

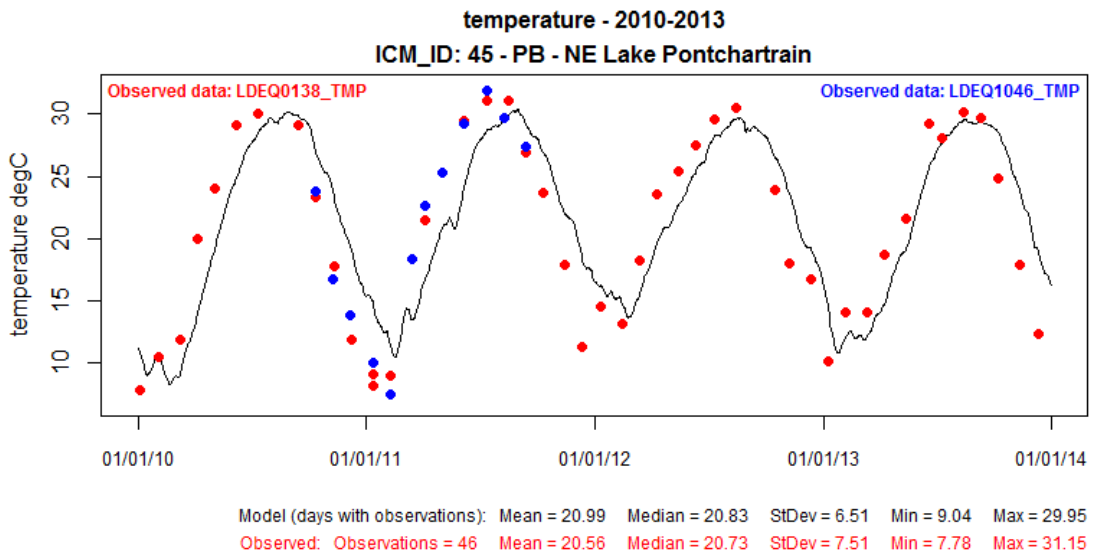


**Figure 21: Modeled Temperature ( C ) at ICM Compartment 45 (solid black line) Compared to Observed Data at LDEQ0138 for Calibration Period 2010-2013.**

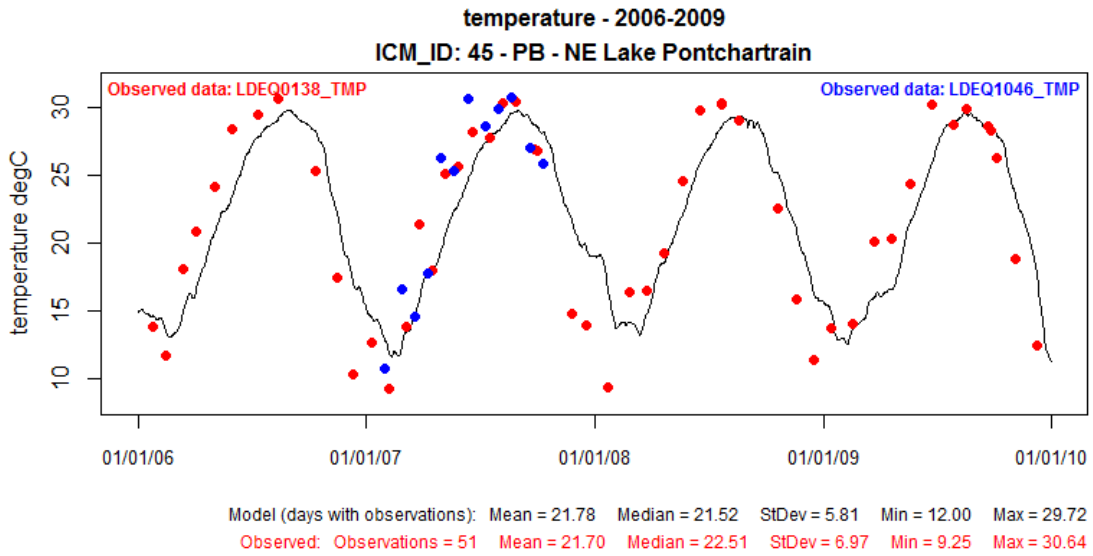


**Figure 22: Modeled Temperature ( C ) at ICM Compartment 45 (solid black line) Compared to Observed Data at LDEQ0138 for Validation Period 2006-2009.**

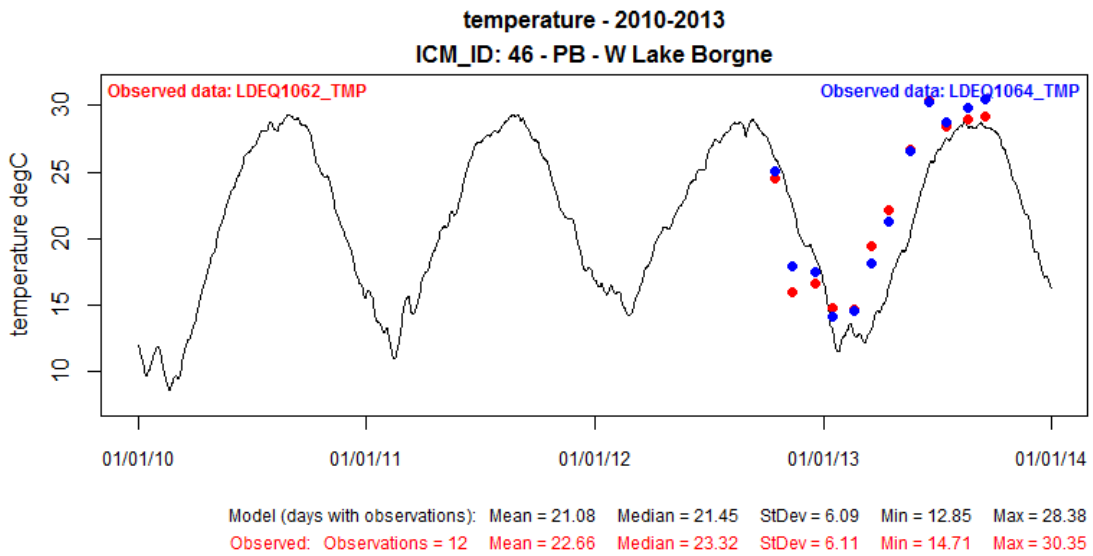


**Figure 23: Modeled Temperature ( C ) at ICM Compartment 46 (solid black line) Compared to Observed Data at LDEQ1062 for Calibration Period 2010-2013.**

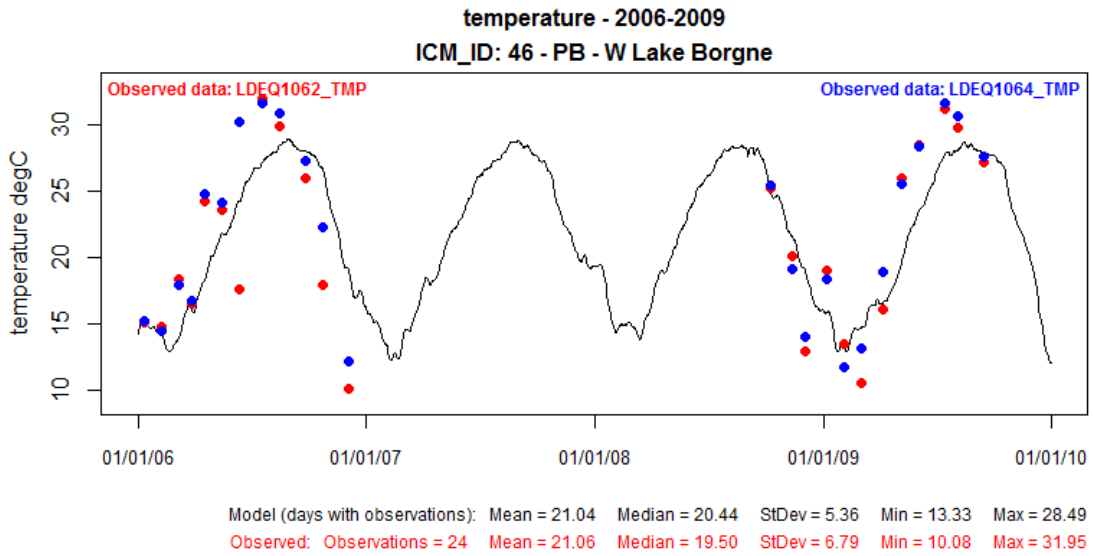


**Figure 24: Modeled Temperature ( C ) at ICM Compartment 46 (solid black line) Compared to Observed Data at LDEQ1062 for Validation Period 2006-2009.**

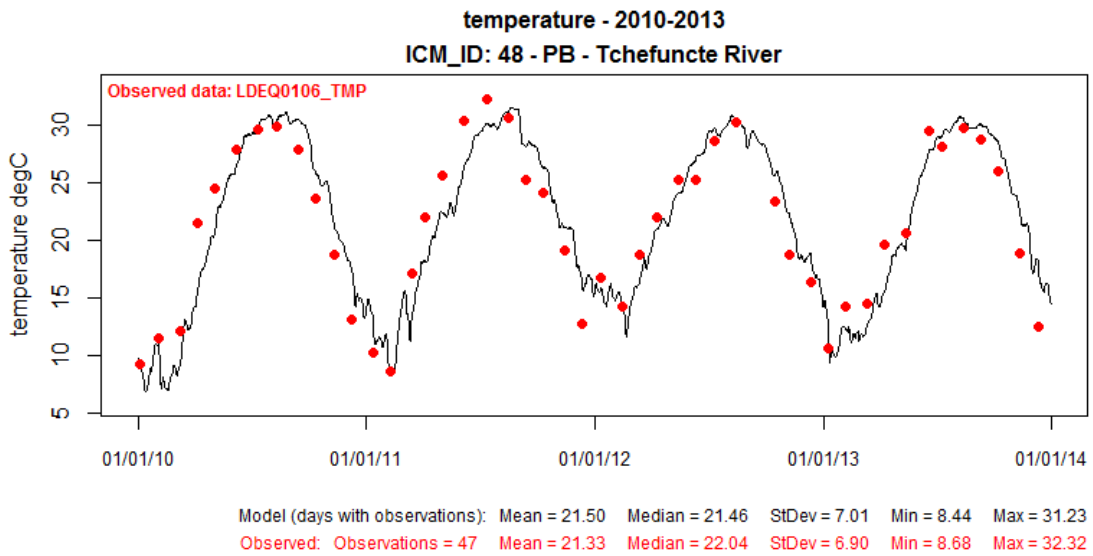


**Figure 25: Modeled Temperature ( C ) at ICM Compartment 48 (solid black line) Compared to Observed Data at LDEQ0106 for Calibration Period 2010-2013.**

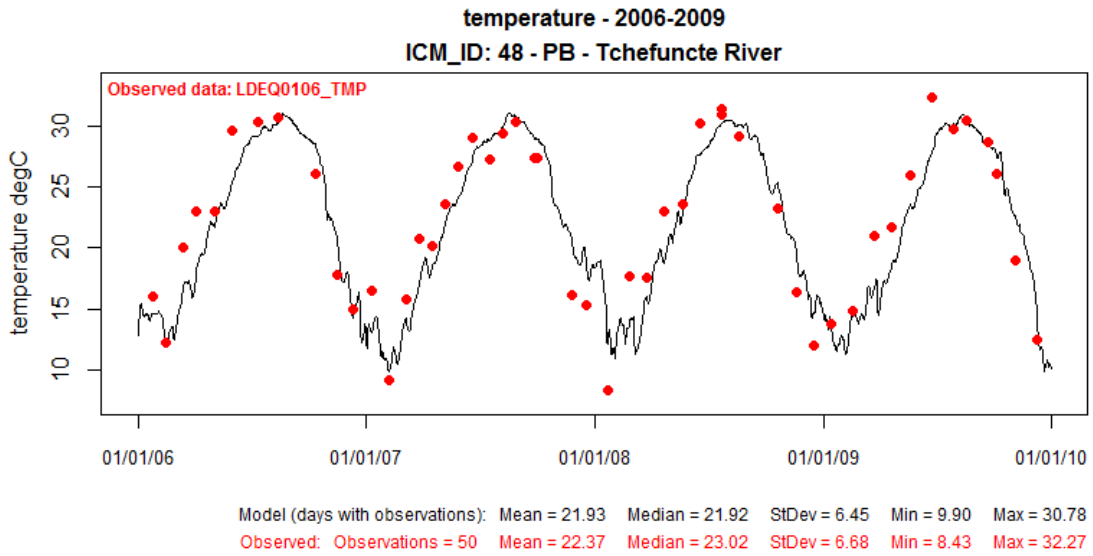


**Figure 26: Modeled Temperature ( C ) at ICM Compartment 48 (solid black line) Compared to Observed Data at LDEQ0106 for Validation Period 2006-2009.**

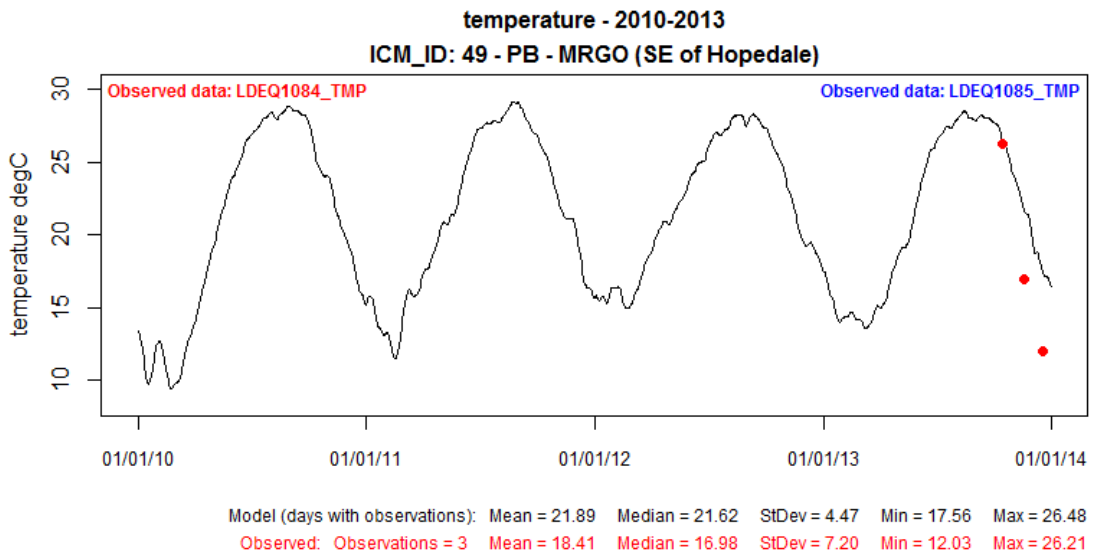


**Figure 27: Modeled Temperature ( C ) at ICM Compartment 49 (solid black line) Compared to Observed Data at LDEQ1084 for Calibration Period 2010-2013.**

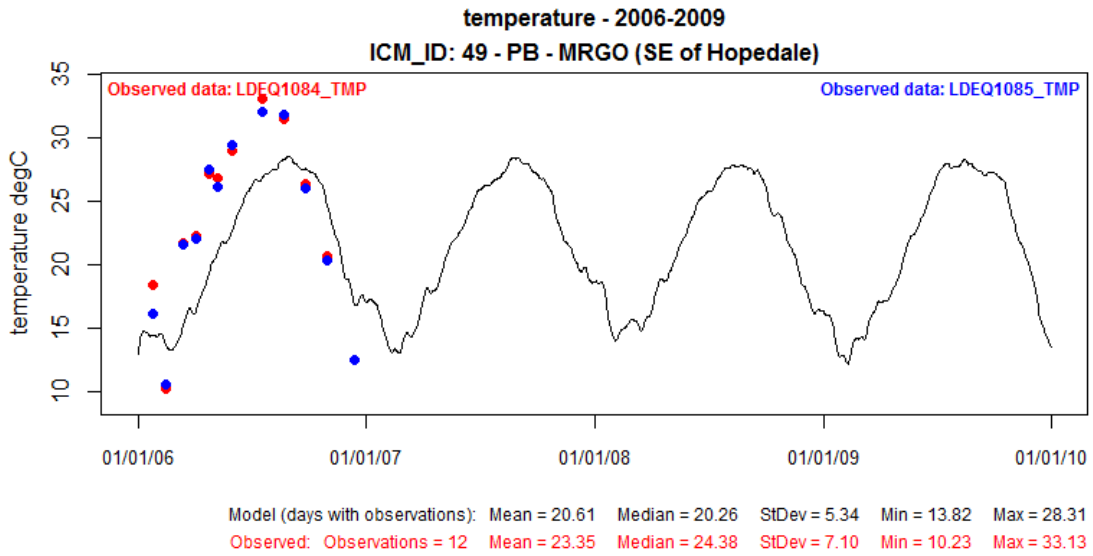


**Figure 28: Modeled Temperature ( C ) at ICM Compartment 49 (solid black line) Compared to Observed Data at LDEQ1084 for Validation Period 2006-2009.**

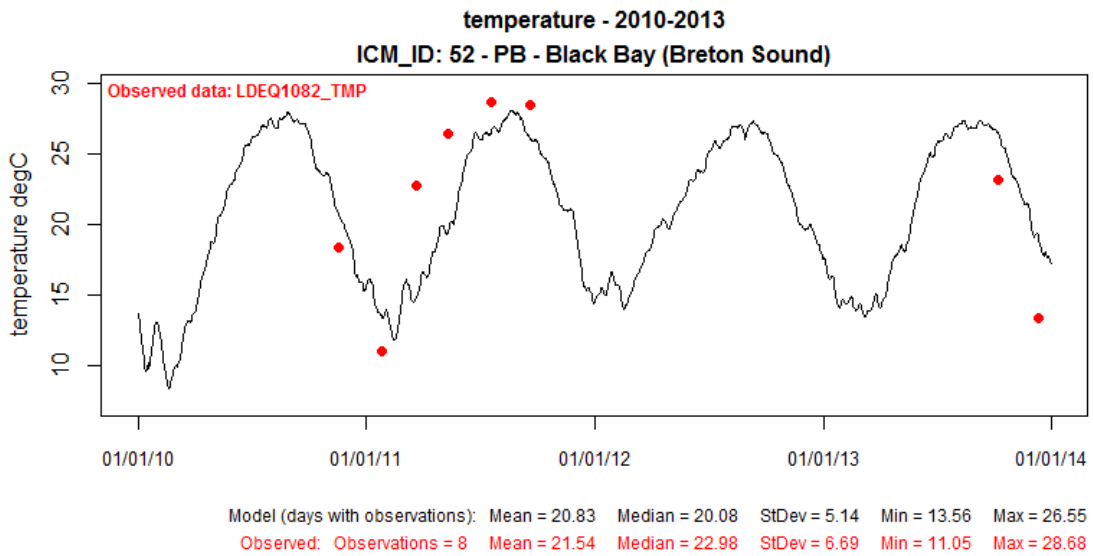


**Figure 29: Modeled Temperature ( C ) at ICM Compartment 52 (solid black line) Compared to Observed Data at LDEQ1082 for Calibration Period 2010-2013.**

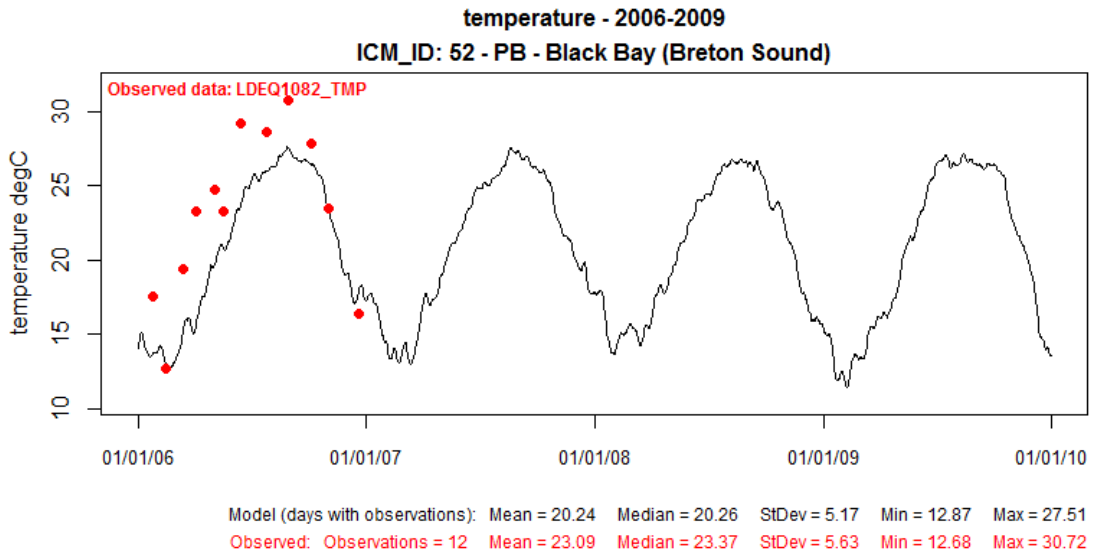


**Figure 30: Modeled Temperature ( C ) at ICM Compartment 52 (solid black line) Compared to Observed Data at LDEQ1082 for Validation Period 2006-2009.**

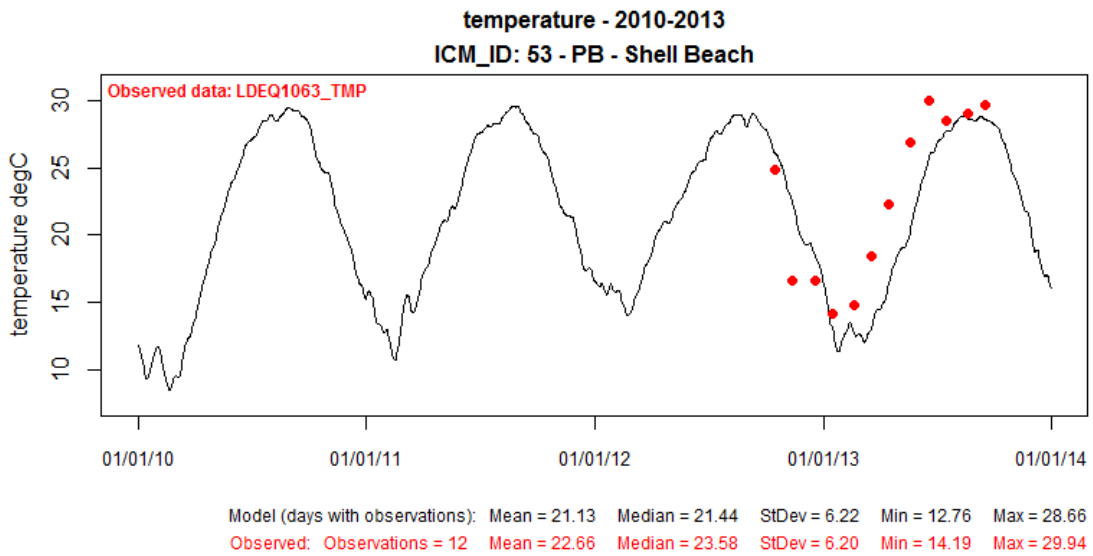


**Figure 31: Modeled Temperature ( C ) at ICM Compartment 53 (solid black line) Compared to Observed Data at LDEQ1063 for Calibration Period 2010-2013.**

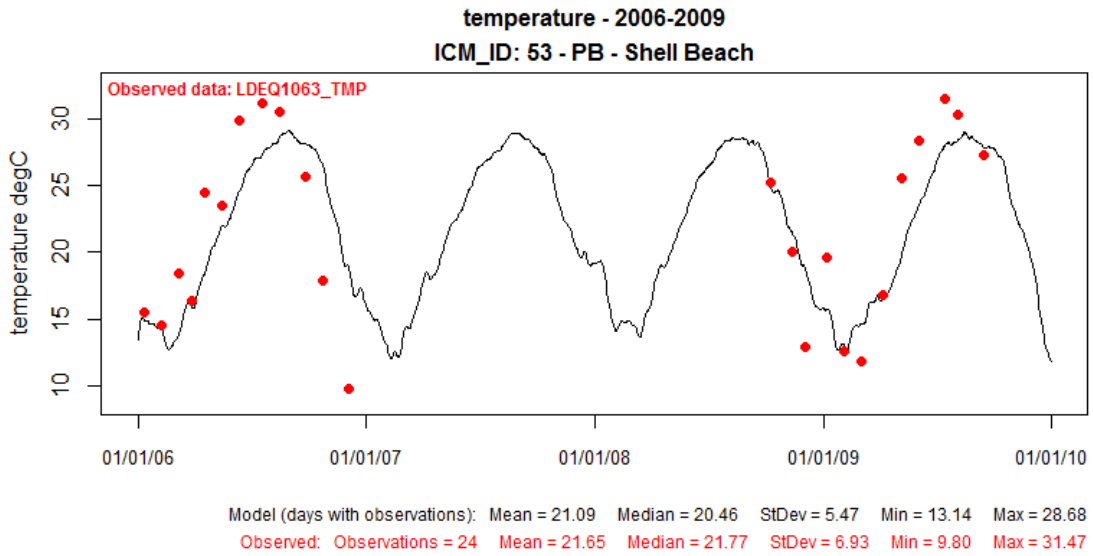


**Figure 32: Modeled Temperature ( C ) at ICM Compartment 53 (solid black line) Compared to Observed Data at LDEQ1063 for Validation Period 2006-2009.**

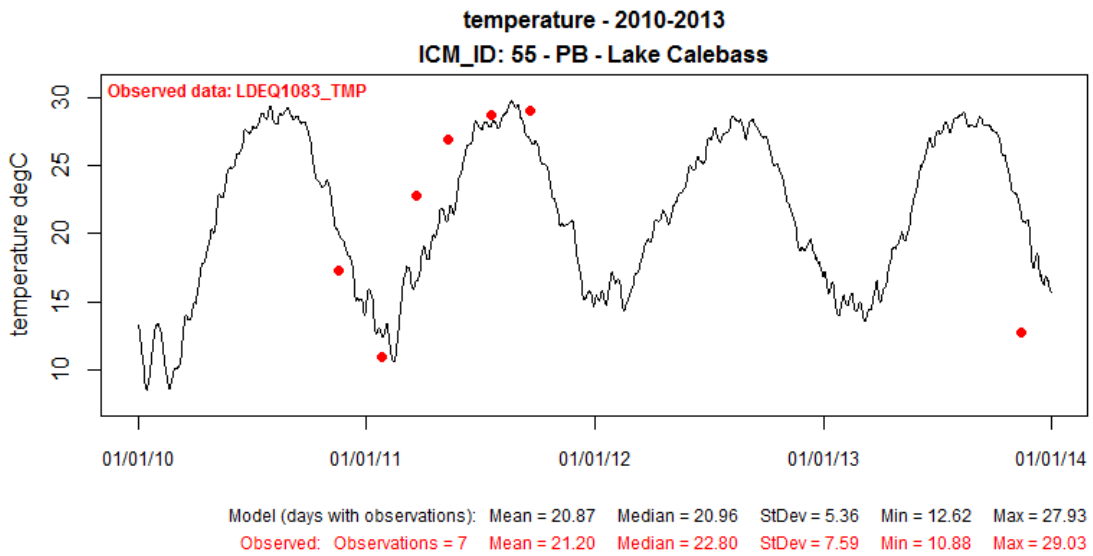


**Figure 33: Modeled Temperature ( C ) at ICM Compartment 55 (solid black line) Compared to Observed Data at LDEQ1083 for Calibration Period 2010-2013.**

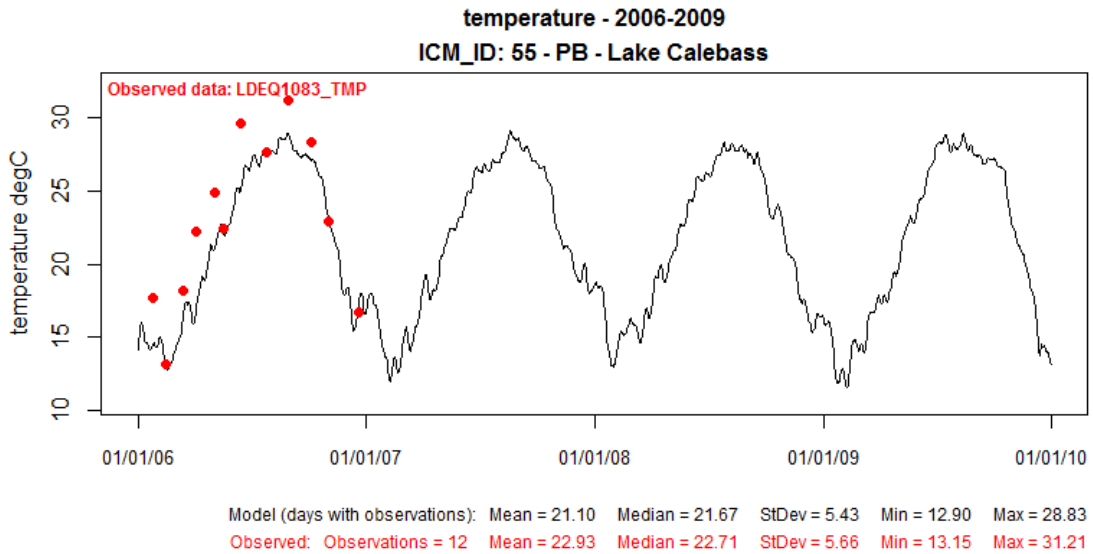


**Figure 34: Modeled Temperature ( C ) at ICM Compartment 55 (solid black line) Compared to Observed Data at LDEQ1083 for Validation Period 2006-2009.**

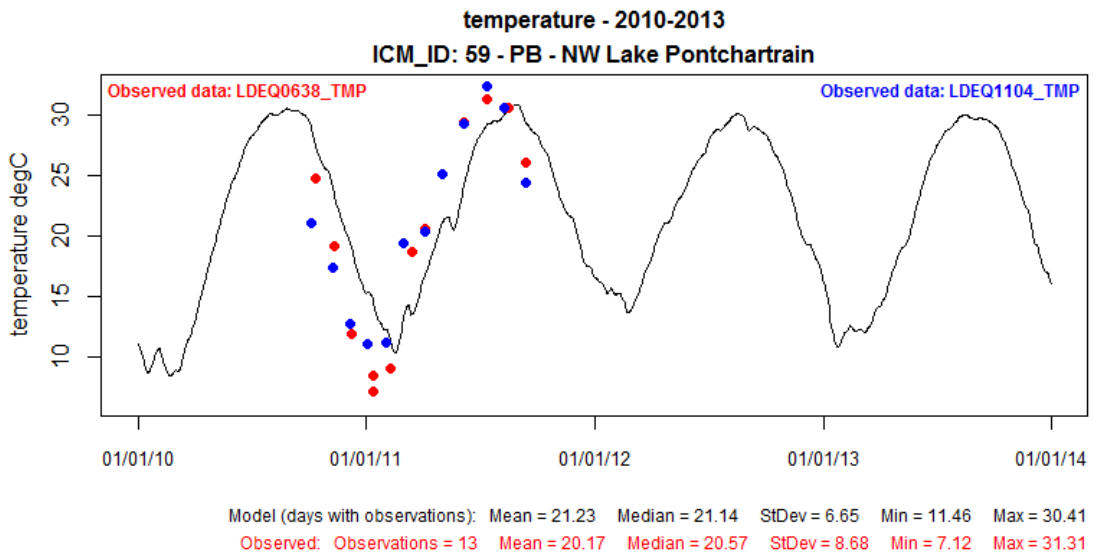


**Figure 35: Modeled Temperature ( C ) at ICM Compartment 59 (solid black line) Compared to Observed Data at LDEQ0638 for Calibration Period 2010-2013.**

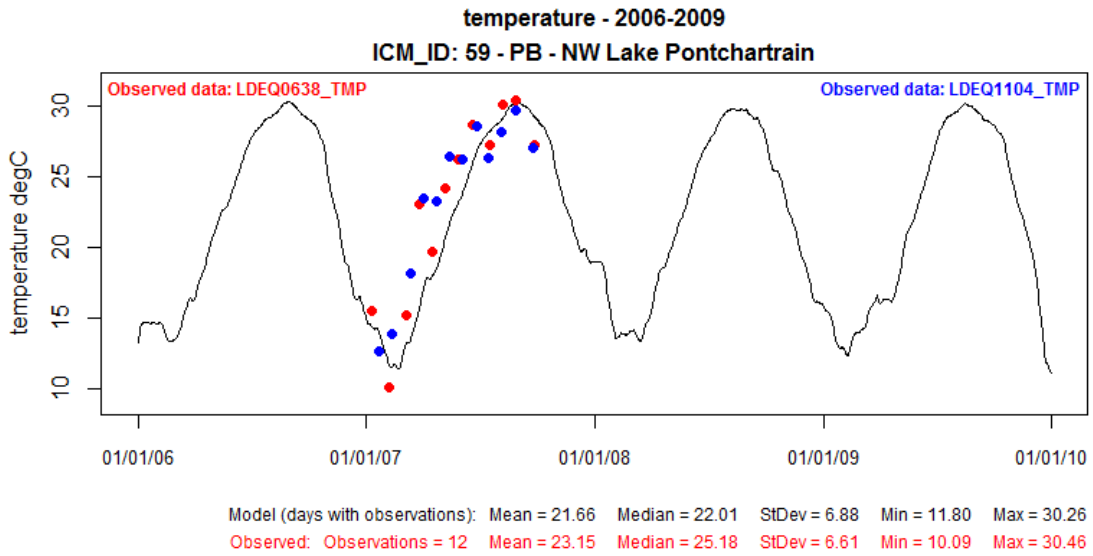


**Figure 36: Modeled Temperature ( C ) at ICM Compartment 59 (solid black line) Compared to Observed Data at LDEQ0638 for Validation Period 2006-2009.**

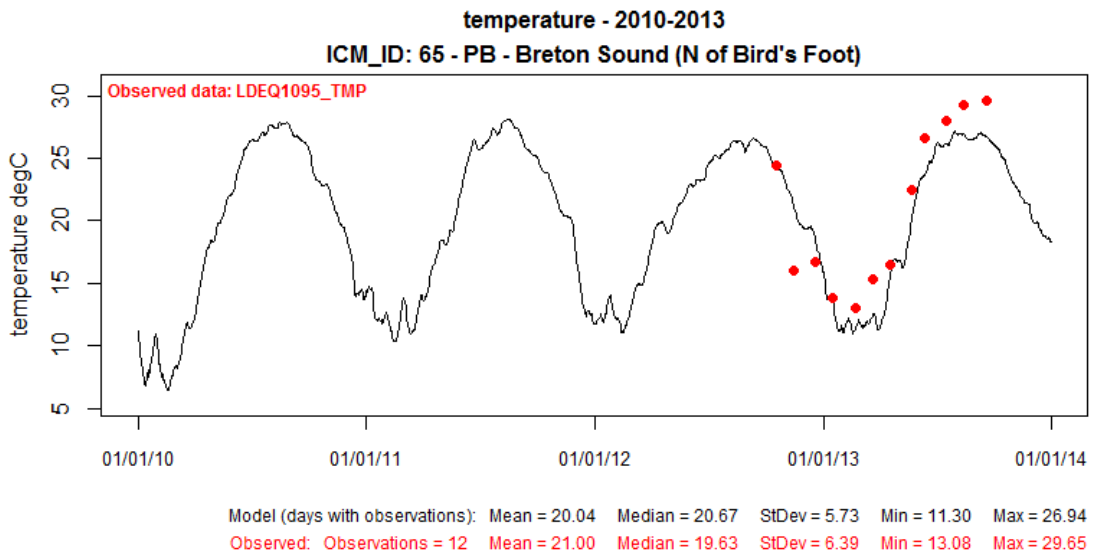


**Figure 37: Modeled Temperature ( C ) at ICM Compartment 65 (solid black line) Compared to Observed Data at LDEQ1095 for Calibration Period 2010-2013.**

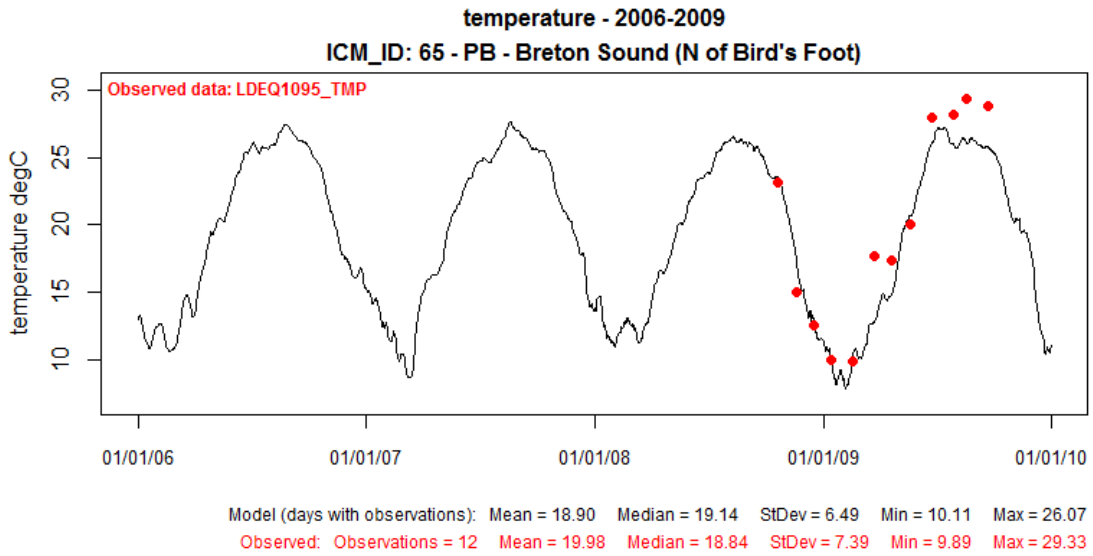


**Figure 38: Modeled Temperature ( C ) at ICM Compartment 65 (solid black line) Compared to Observed Data at LDEQ1095 for Validation Period 2006-2009.**

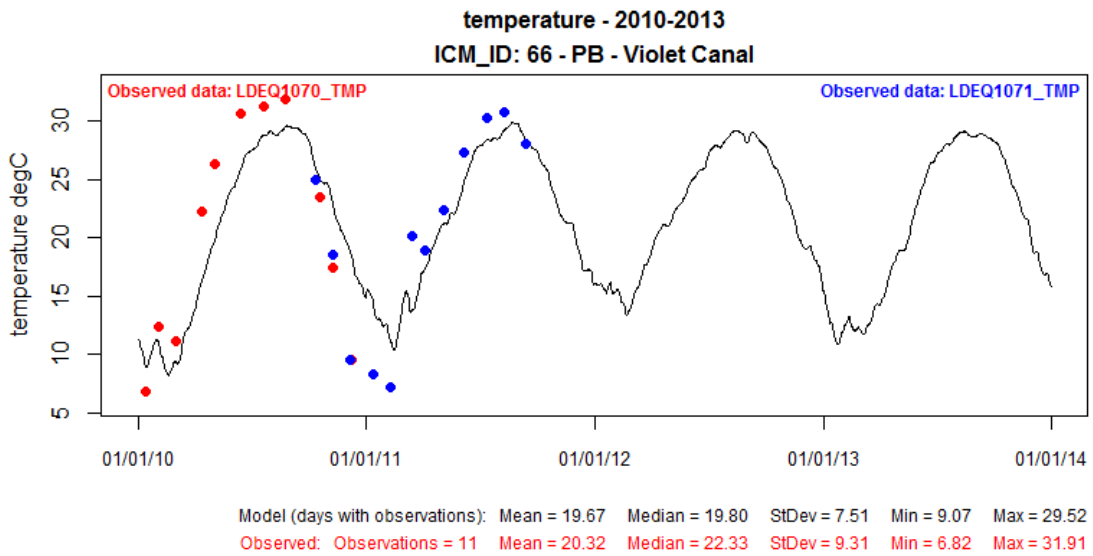


**Figure 39: Modeled Temperature ( C ) at ICM Compartment 66 (solid black line) Compared to Observed Data at LDEQ1070 for Calibration Period 2010-2013.**

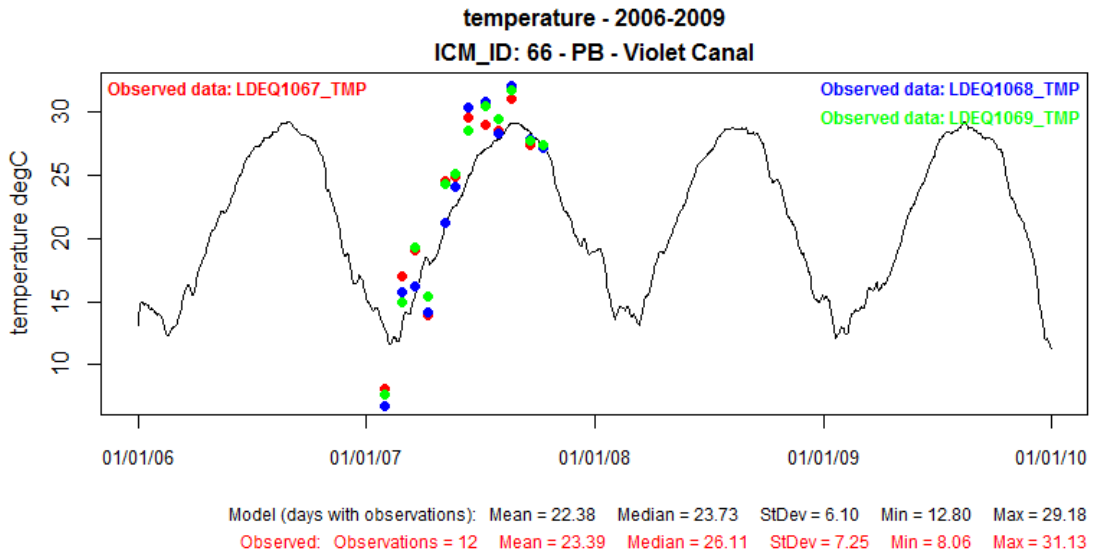


**Figure 40: Modeled Temperature ( C ) at ICM Compartment 66 (solid black line) Compared to Observed Data at LDEQ1067 for Validation Period 2006-2009.**

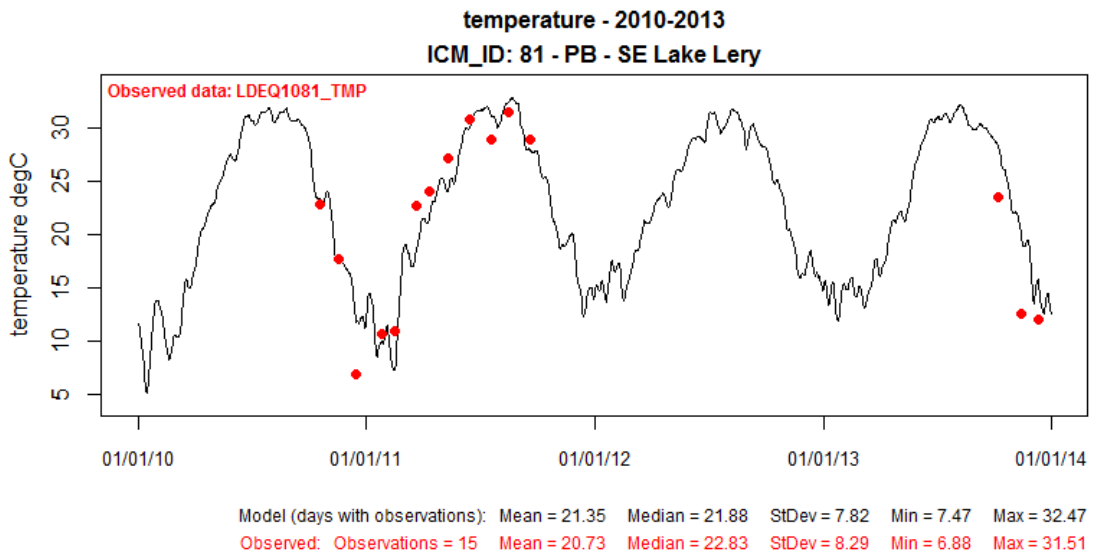


**Figure 41: Modeled Temperature ( C ) at ICM Compartment 81 (solid black line) Compared to Observed Data at LDEQ1081 for Calibration Period 2010-2013.**

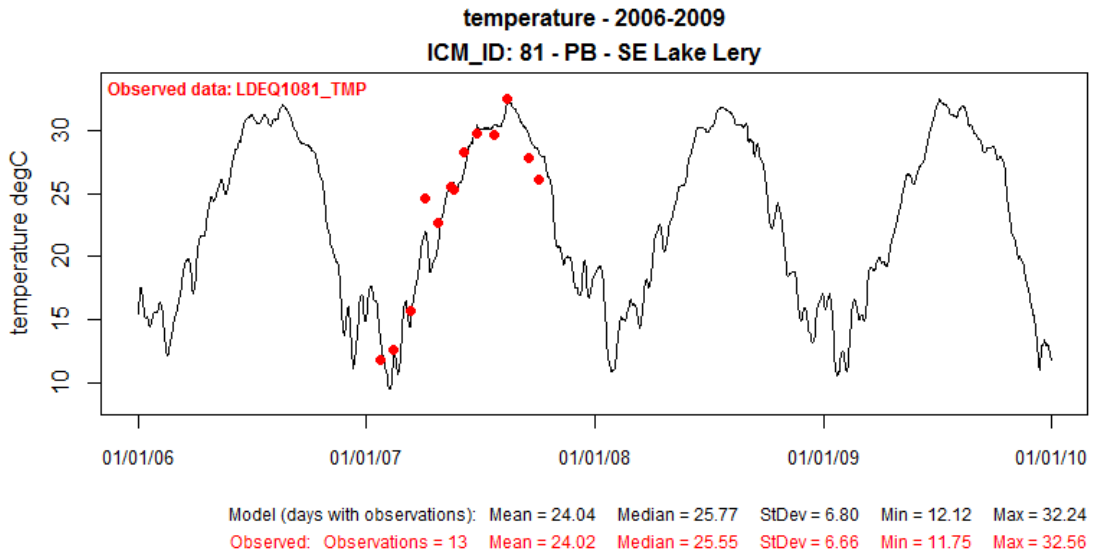


**Figure 42: Modeled Temperature ( C ) at ICM Compartment 81 (solid black line) Compared to Observed Data at LDEQ1081 for Validation Period 2006-2009.**

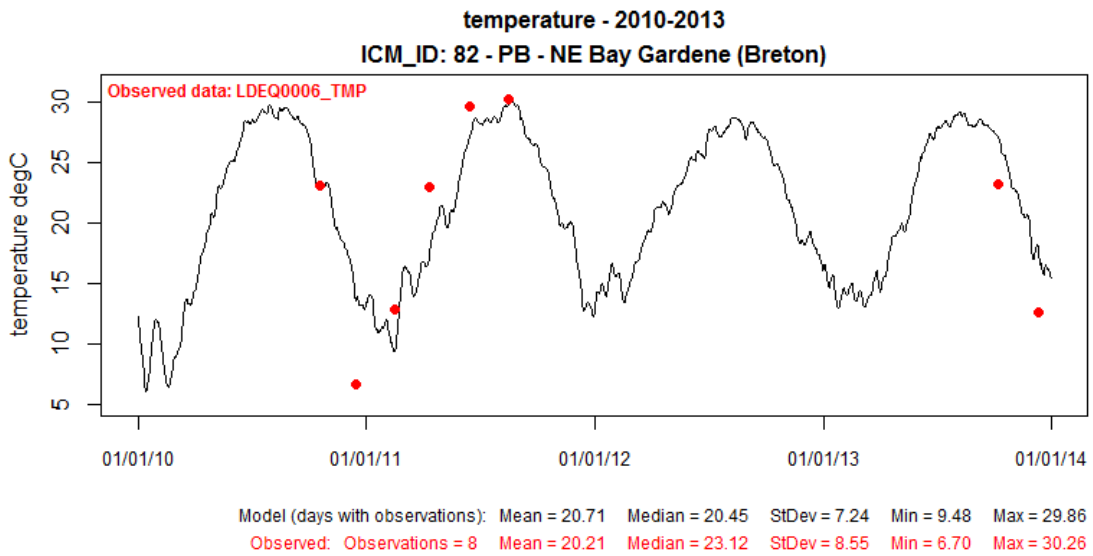


**Figure 43: Modeled Temperature ( C ) at ICM Compartment 82 (solid black line) Compared to Observed Data at LDEQ0006 for Calibration Period 2010-2013.**

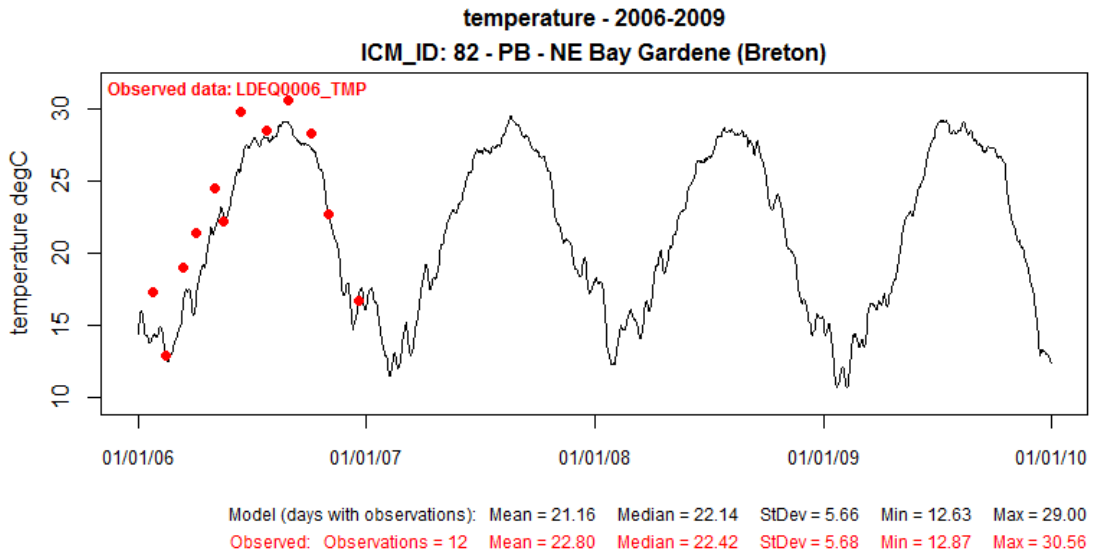


**Figure 44: Modeled Temperature ( C ) at ICM Compartment 82 (solid black line) Compared to Observed Data at LDEQ0006 for Validation Period 2006-2009.**

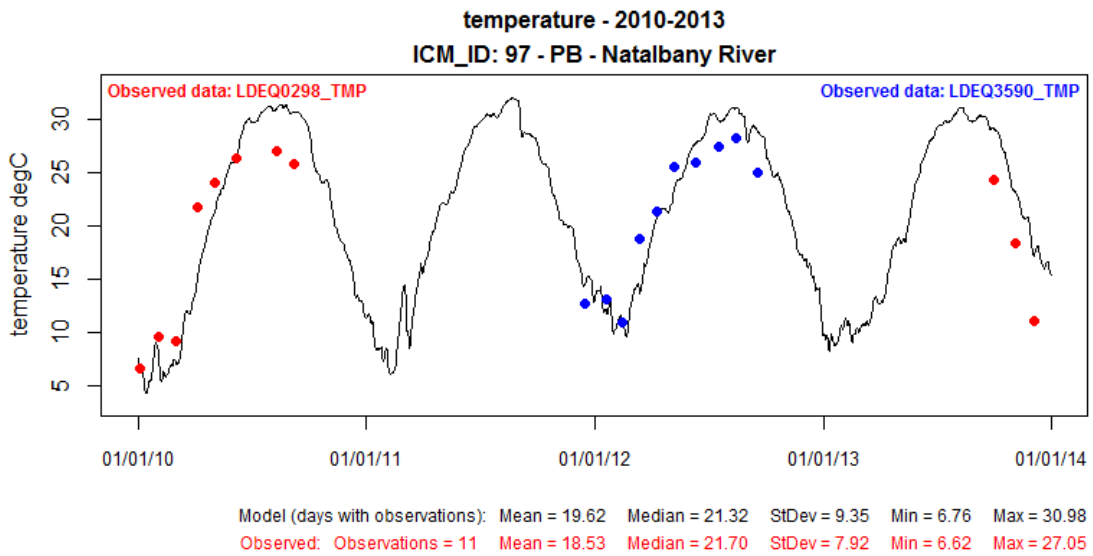


**Figure 45: Modeled Temperature ( C ) at ICM Compartment 97 (solid black line) Compared to Observed Data at LDEQ0298 for Calibration Period 2010-2013.**

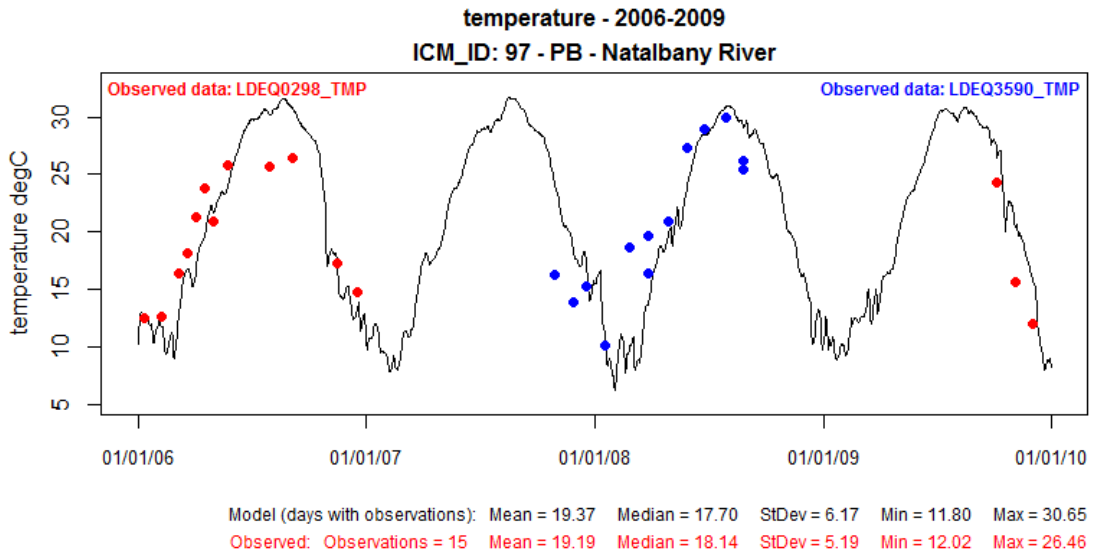


**Figure 46: Modeled Temperature ( C ) at ICM Compartment 97 (solid black line) Compared to Observed Data at LDEQ0298 for Validation Period 2006-2009.**

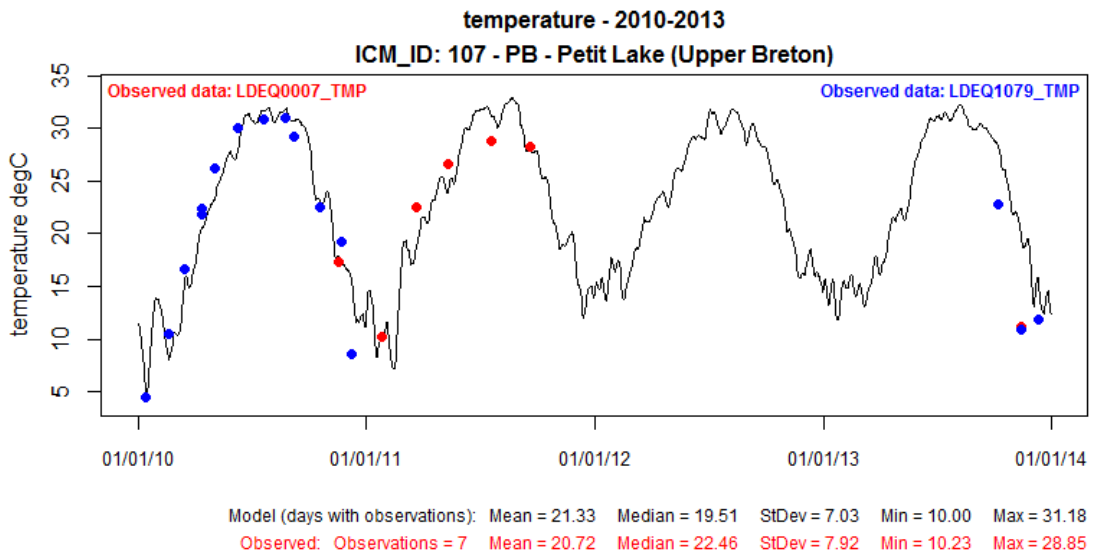


**Figure 47: Modeled Temperature ( C ) at ICM Compartment 107 (solid black line) Compared to Observed Data at LDEQ0007 for Calibration Period 2010-2013.**

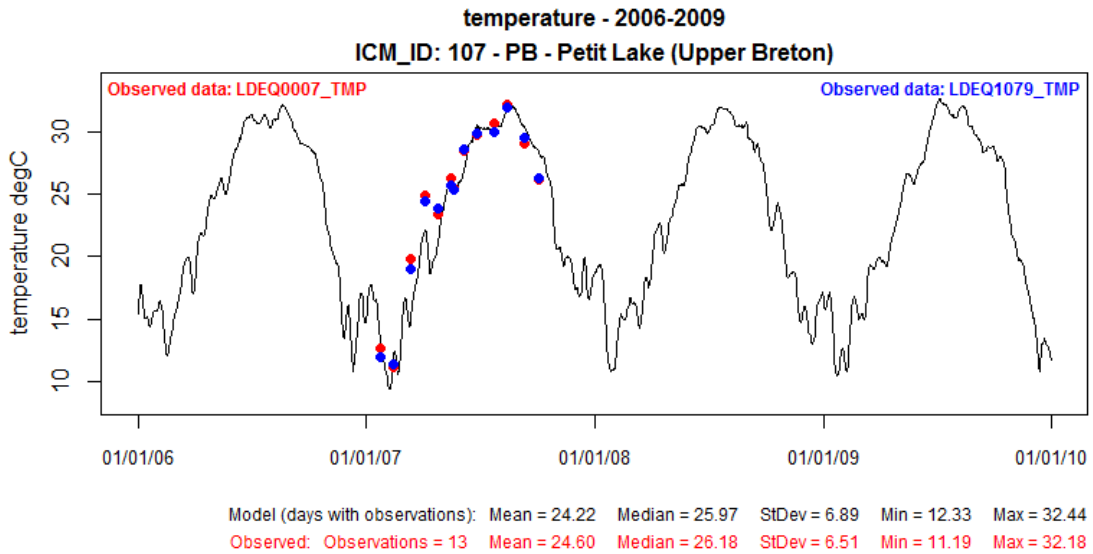


**Figure 48: Modeled Temperature ( C ) at ICM Compartment 107 (solid black line) Compared to Observed Data at LDEQ0007 for Validation Period 2006-2009.**

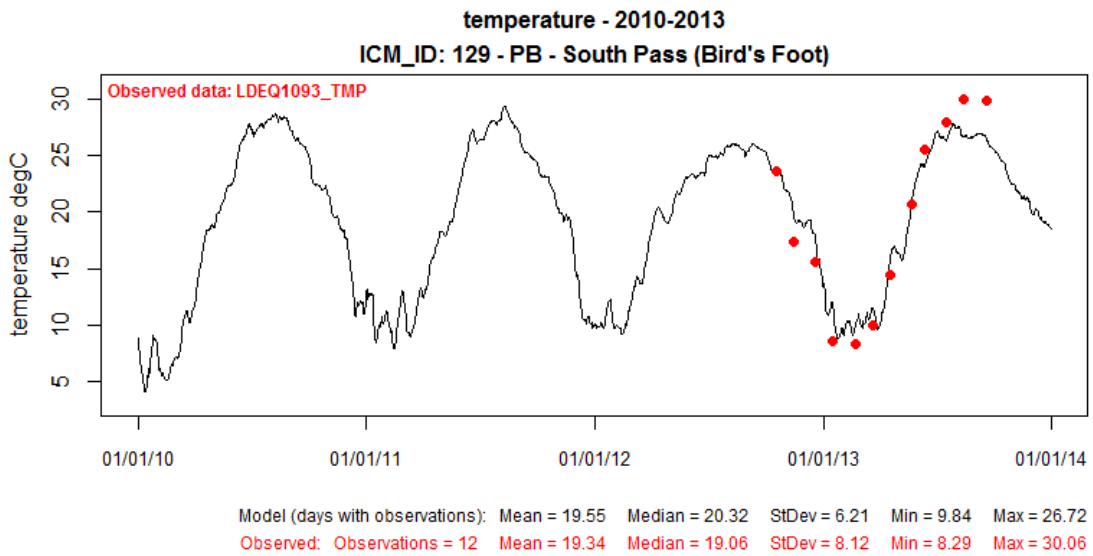


Figure 49: Modeled Temperature ( C ) at ICM Compartment 129 (solid black line) Compared to Observed Data at LDEQ1093 for Calibration Period 2010-2013.

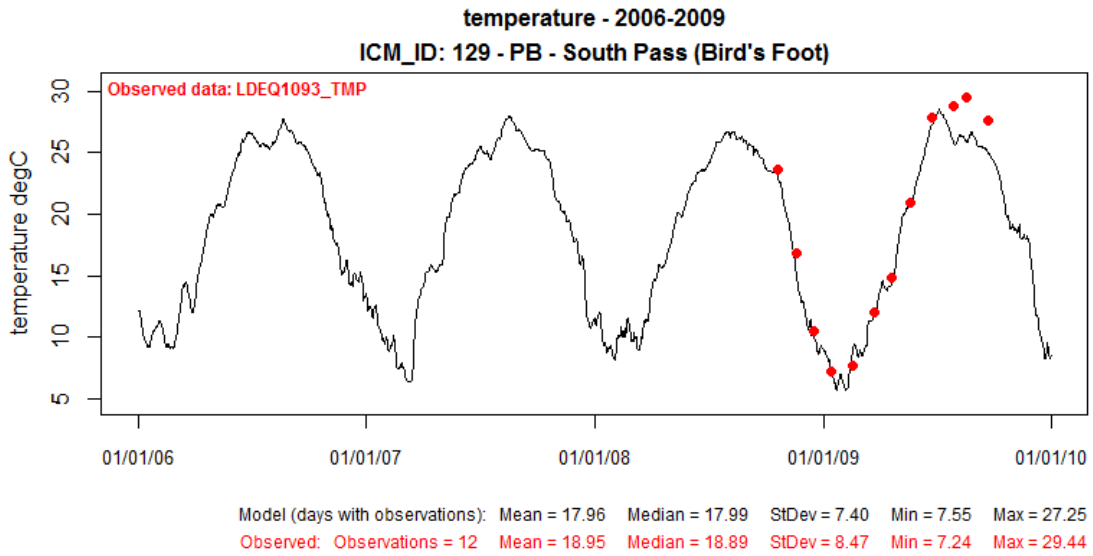


**Figure 50: Modeled Temperature ( C ) at ICM Compartment 129 (solid black line) Compared to Observed Data at LDEQ1093 for Validation Period 2006-2009.**

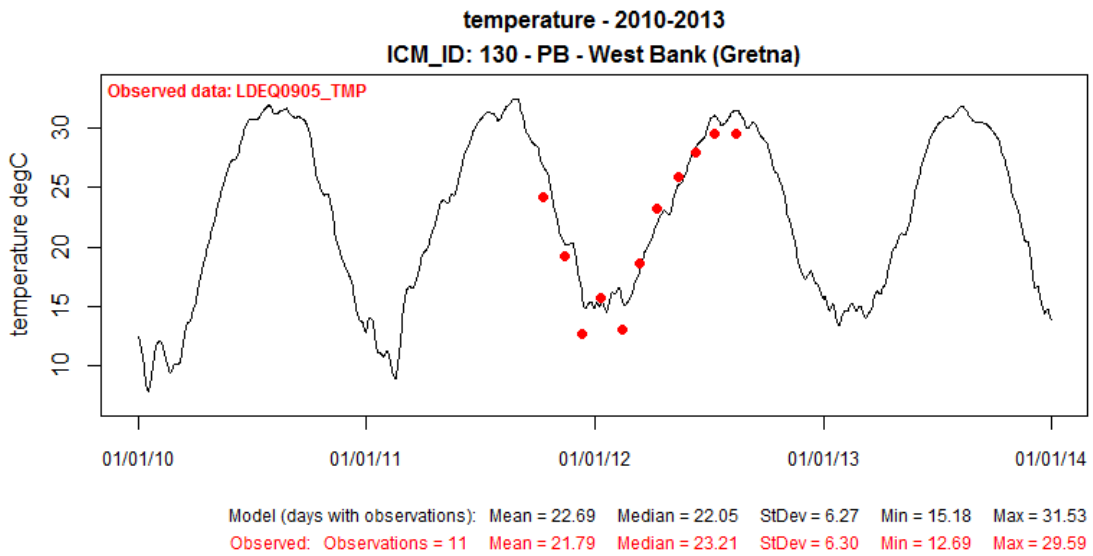


**Figure 51: Modeled Temperature ( C ) at ICM Compartment 130 (solid black line) Compared to Observed Data at LDEQ0905 for Calibration Period 2010-2013.**

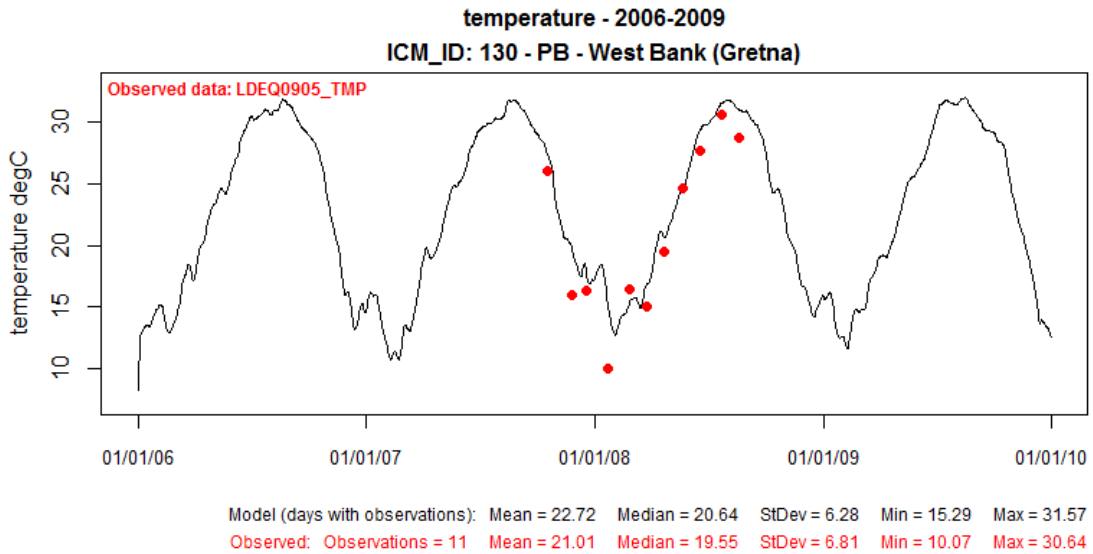


**Figure 52: Modeled Temperature ( C ) at ICM Compartment 130 (solid black line) Compared to Observed Data at LDEQ0905 for Validation Period 2006-2009.**

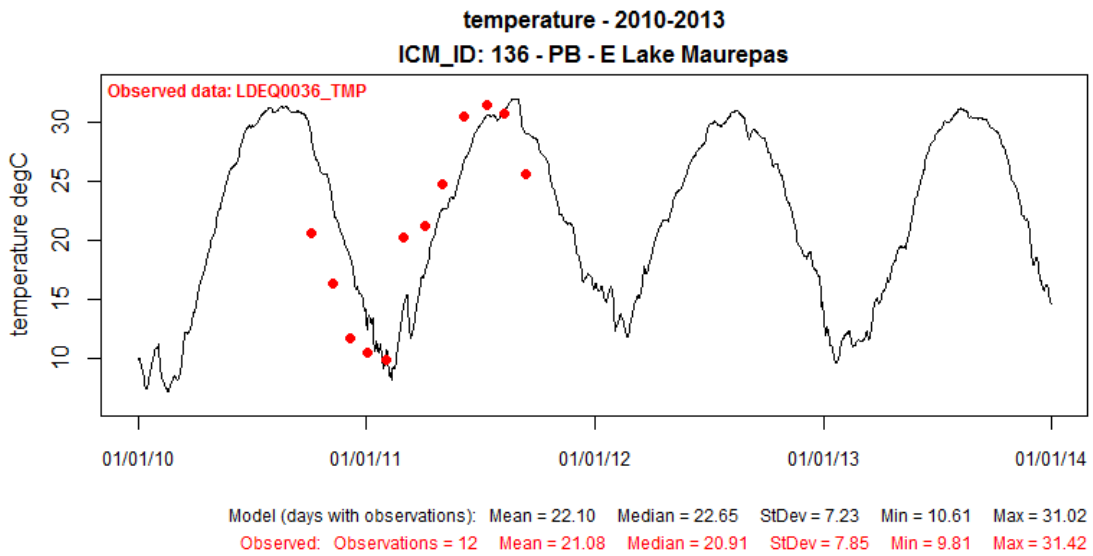


**Figure 53: Modeled Temperature ( C ) at ICM Compartment 136 (solid black line) Compared to Observed Data at LDEQ0036 for Calibration Period 2010-2013.**

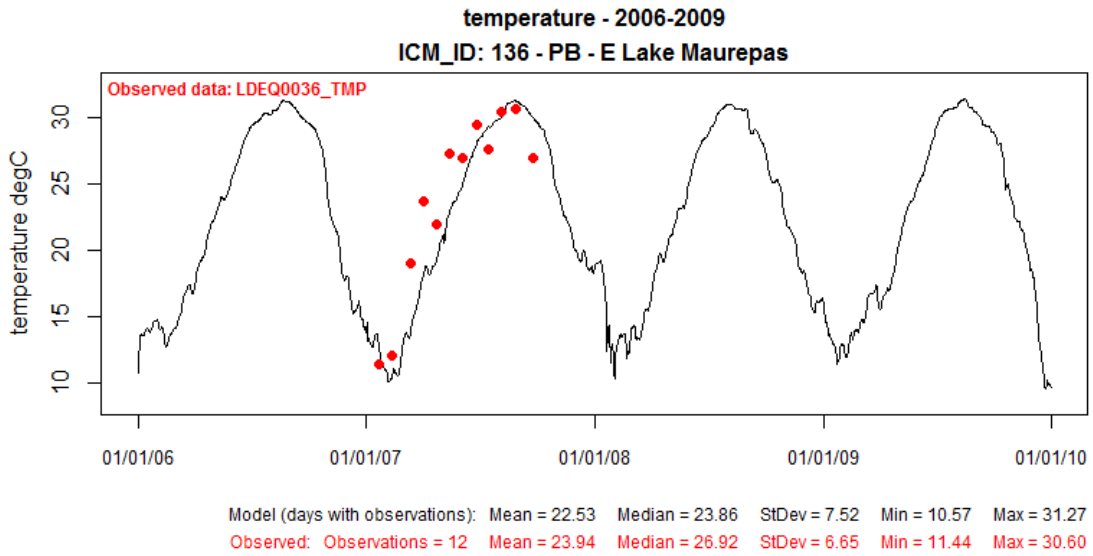


**Figure 54: Modeled Temperature ( C ) at ICM Compartment 136 (solid black line) Compared to Observed Data at LDEQ0036 for Validation Period 2006-2009.**

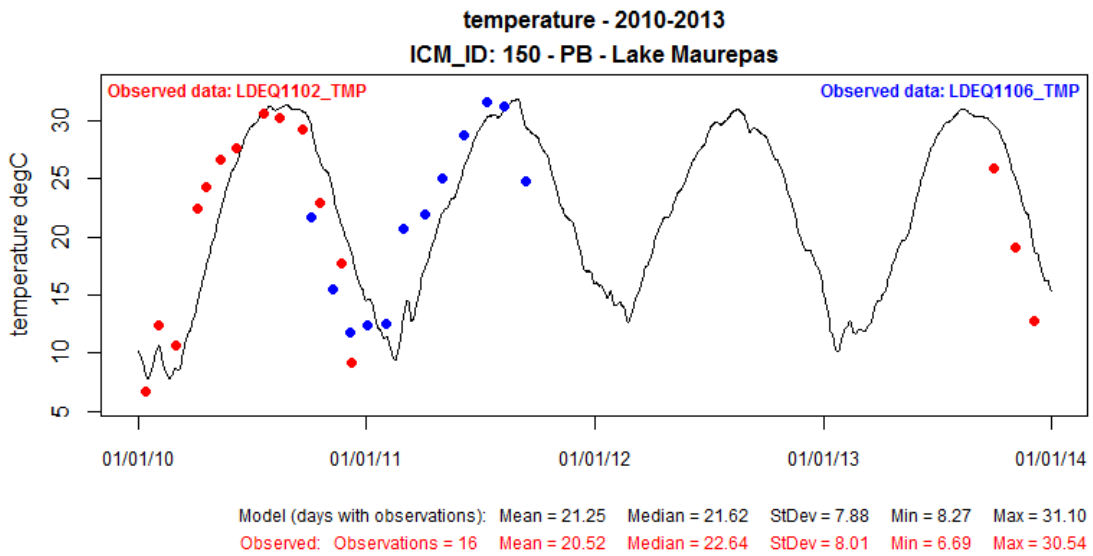


**Figure 55: Modeled Temperature ( C ) at ICM Compartment 150 (solid black line) Compared to Observed Data at LDEQ1102 for Calibration Period 2010-2013.**

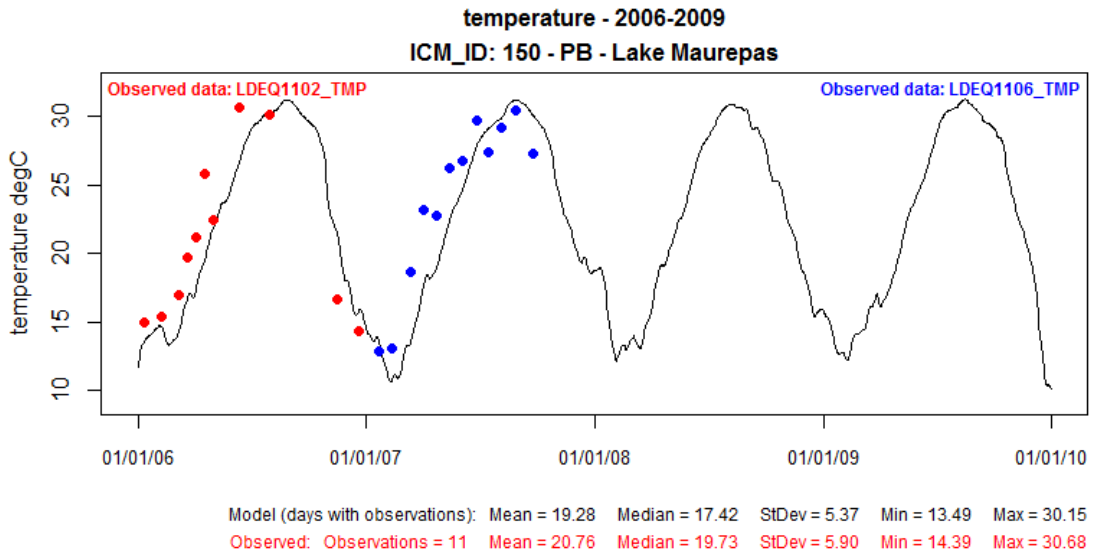


**Figure 56: Modeled Temperature ( C ) at ICM Compartment 150 (solid black line) Compared to Observed Data at LDEQ1102 for Validation Period 2006-2009.**

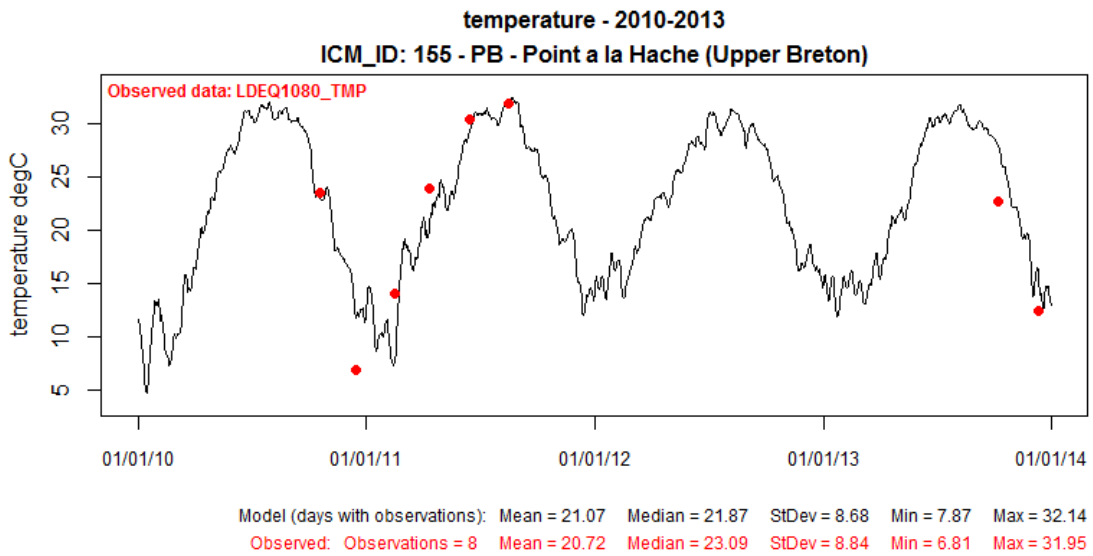


**Figure 57: Modeled Temperature ( C ) at ICM Compartment 155 (solid black line) Compared to Observed Data at LDEQ1080 for Calibration Period 2010-2013.**

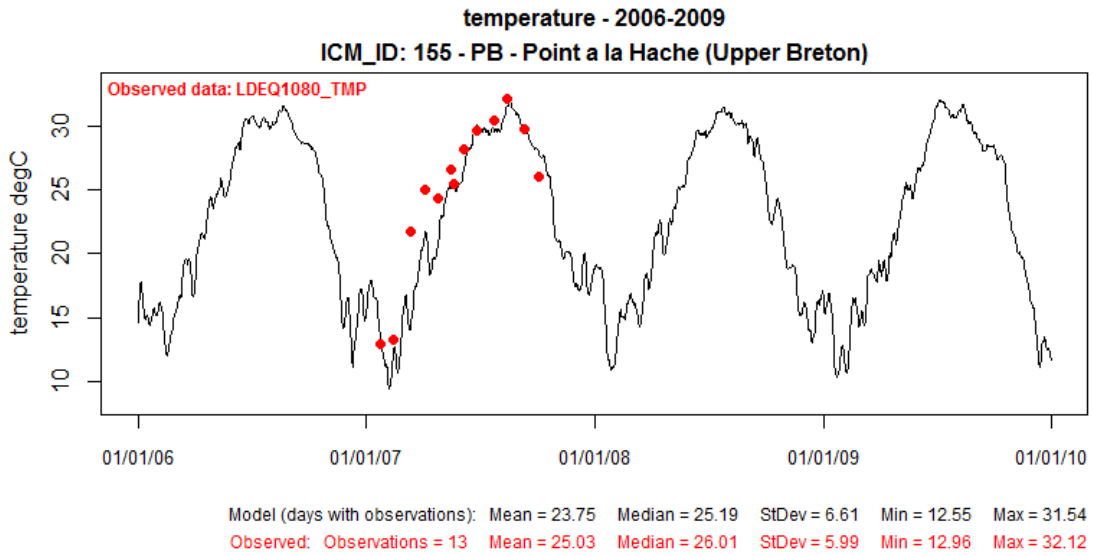


**Figure 58: Modeled Temperature ( C ) at ICM Compartment 155 (solid black line) Compared to Observed Data at LDEQ1080 for Validation Period 2006-2009.**

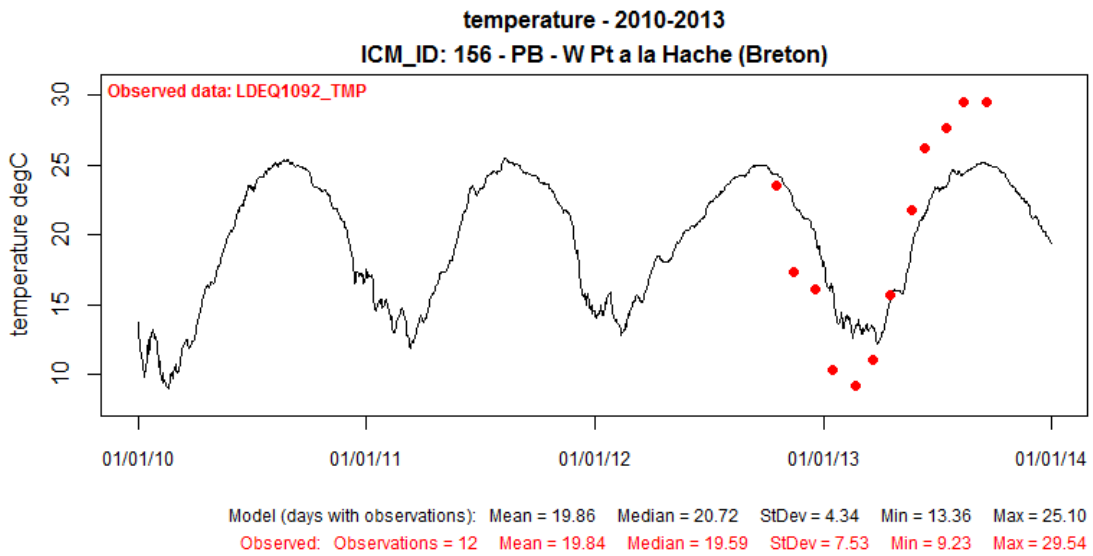


**Figure 59: Modeled Temperature ( C ) at ICM Compartment 156 (solid black line) Compared to Observed Data at LDEQ1092 for Calibration Period 2010-2013.**

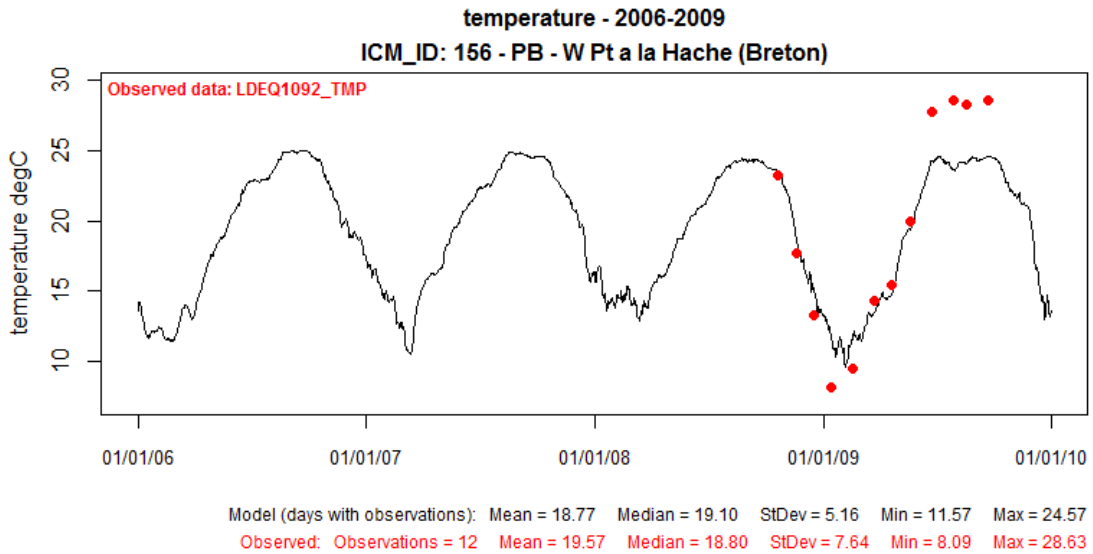


**Figure 60: Modeled Temperature ( C ) at ICM Compartment 156 (solid black line) Compared to Observed Data at LDEQ1092 for Validation Period 2006-2009.**

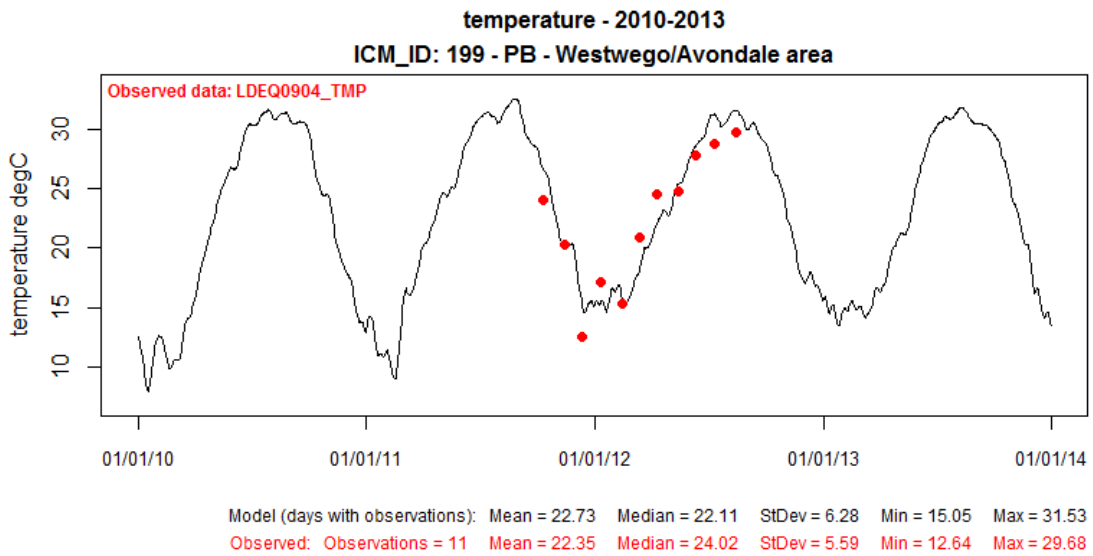


**Figure 61: Modeled Temperature ( C ) at ICM Compartment 199 (solid black line) Compared to Observed Data at LDEQ0904 for Calibration Period 2010-2013.**

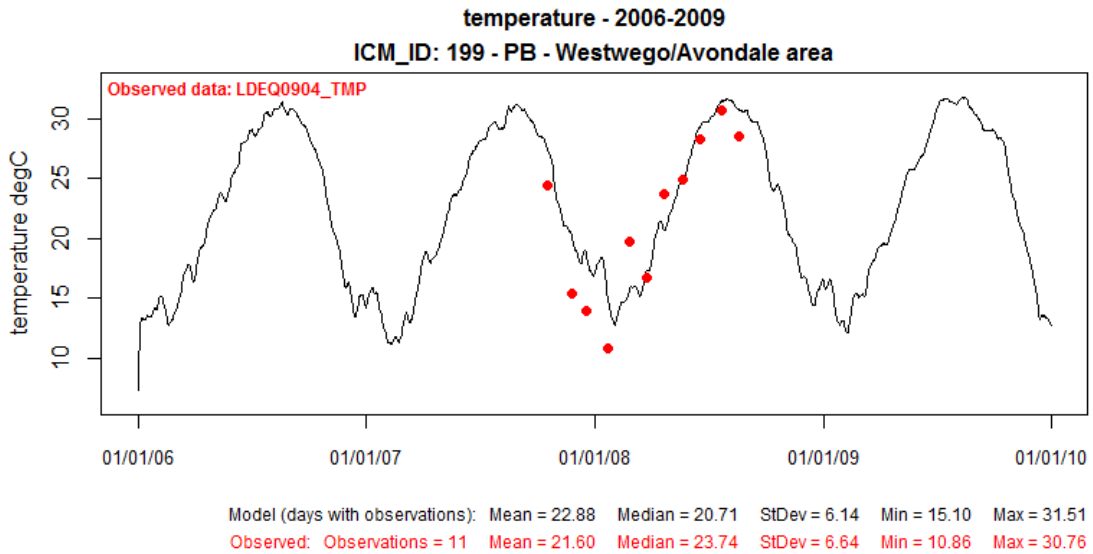


**Figure 62: Modeled Temperature ( C ) at ICM Compartment 199 (solid black line) Compared to Observed Data at LDEQ0904 for Validation Period 2006-2009.**

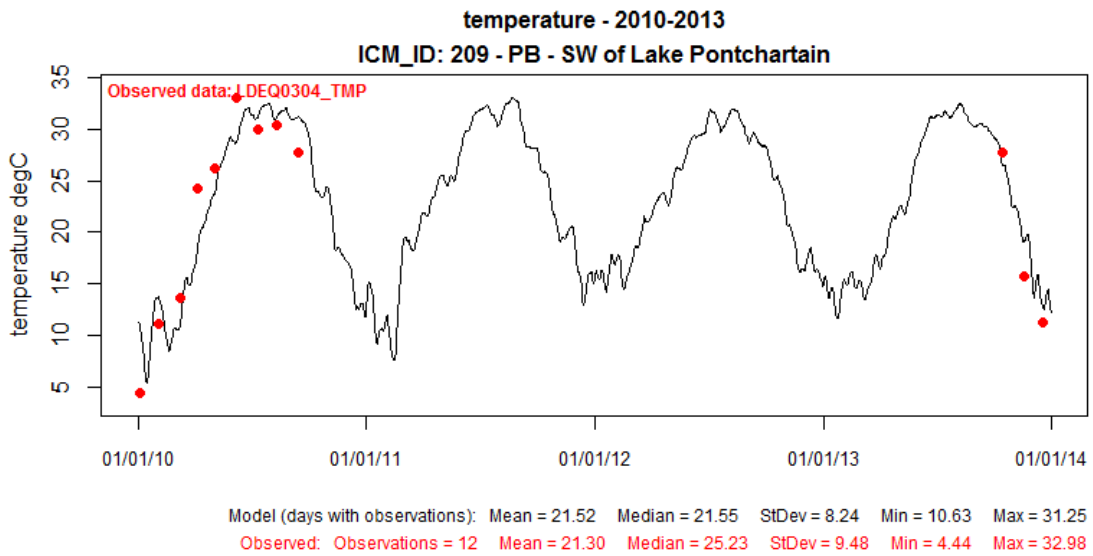


**Figure 63: Modeled Temperature ( C ) at ICM Compartment 209 (solid black line) Compared to Observed Data at LDEQ0304 for Calibration Period 2010-2013.**

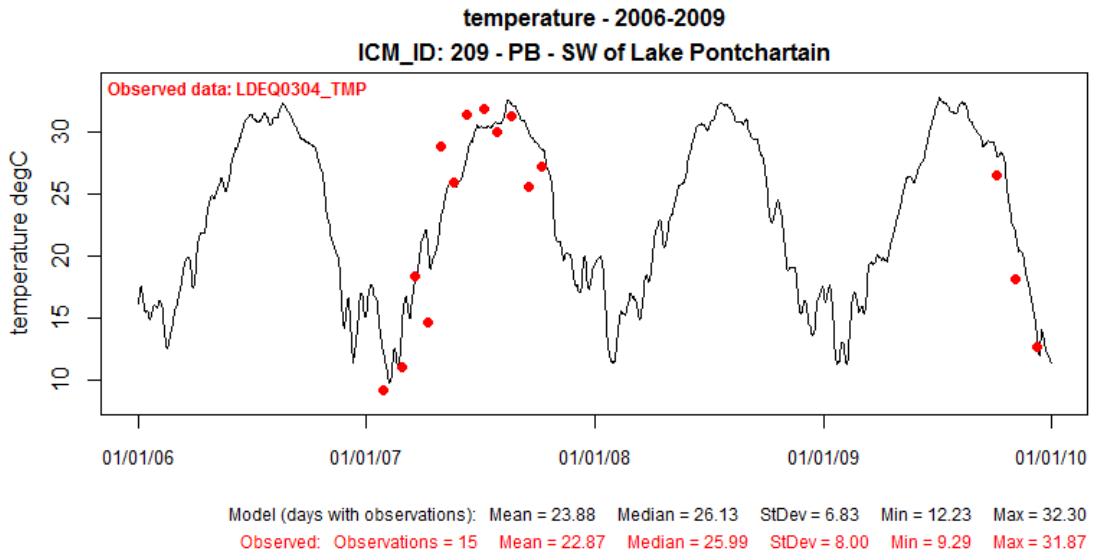


**Figure 64: Modeled Temperature ( C ) at ICM Compartment 209 (solid black line) Compared to Observed Data at LDEQ0304 for Validation Period 2006-2009.**

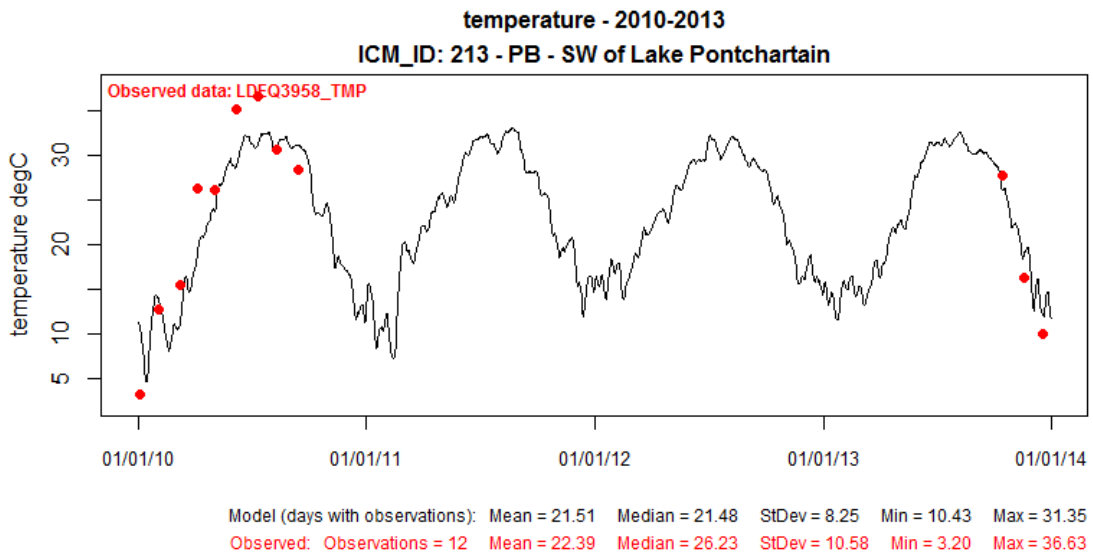


**Figure 65: Modeled Temperature ( C ) at ICM Compartment 213 (solid black line) Compared to Observed Data at LDEQ3958 for Calibration Period 2010-2013.**

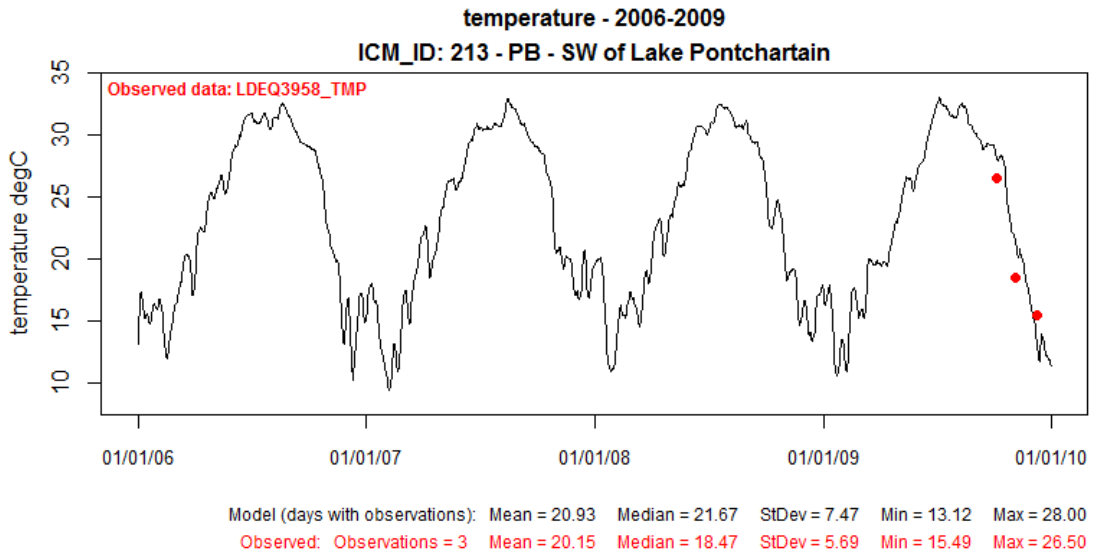


**Figure 66: Modeled Temperature ( C ) at ICM Compartment 213 (solid black line) Compared to Observed Data at LDEQ3958 for Validation Period 2006-2009.**

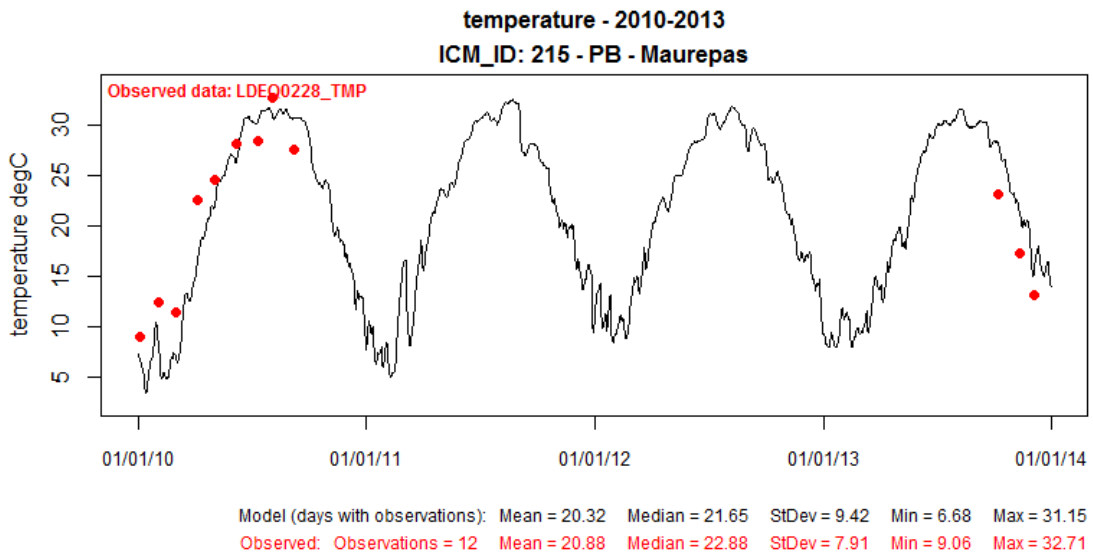


**Figure 67: Modeled Temperature ( C ) at ICM Compartment 215 (solid black line) Compared to Observed Data at LDEQ0228 for Calibration Period 2010-2013.**

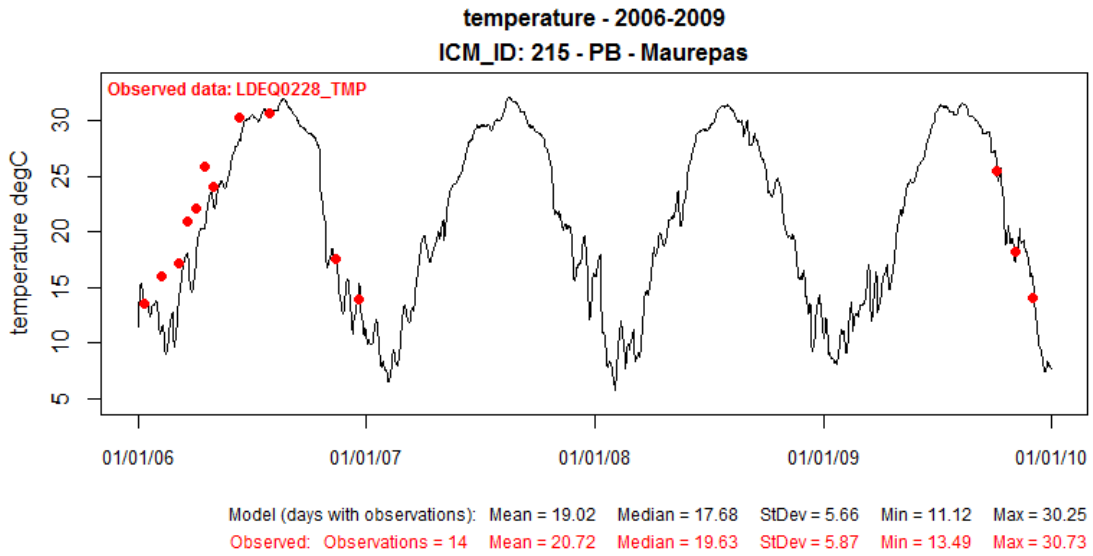


**Figure 68: Modeled Temperature ( C ) at ICM Compartment 215 (solid black line) Compared to Observed Data at LDEQ0228 for Validation Period 2006-2009.**

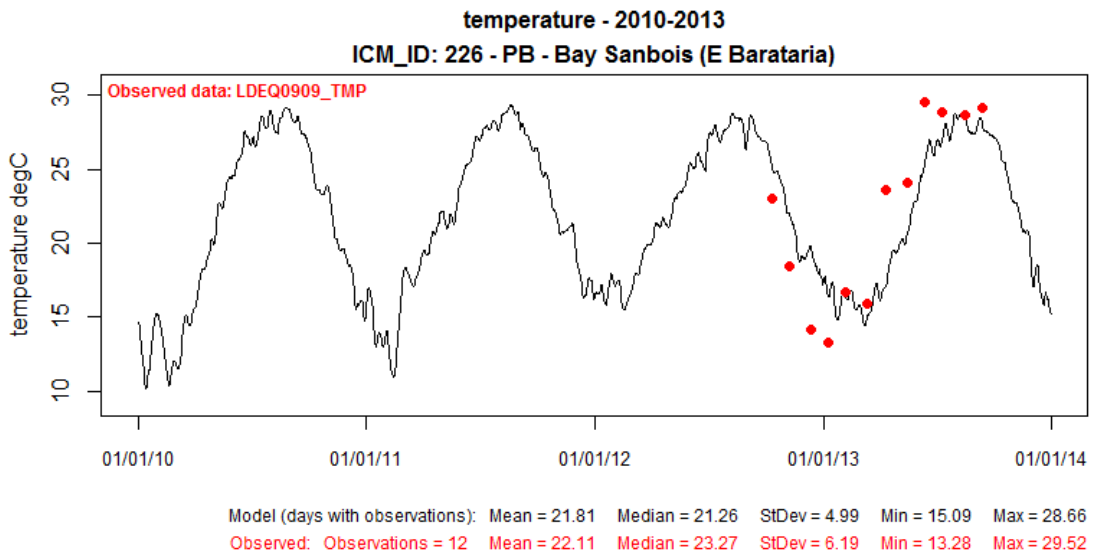


**Figure 69: Modeled Temperature ( C ) at ICM Compartment 226 (solid black line) Compared to Observed Data at LDEQ0909 for Calibration Period 2010-2013.**

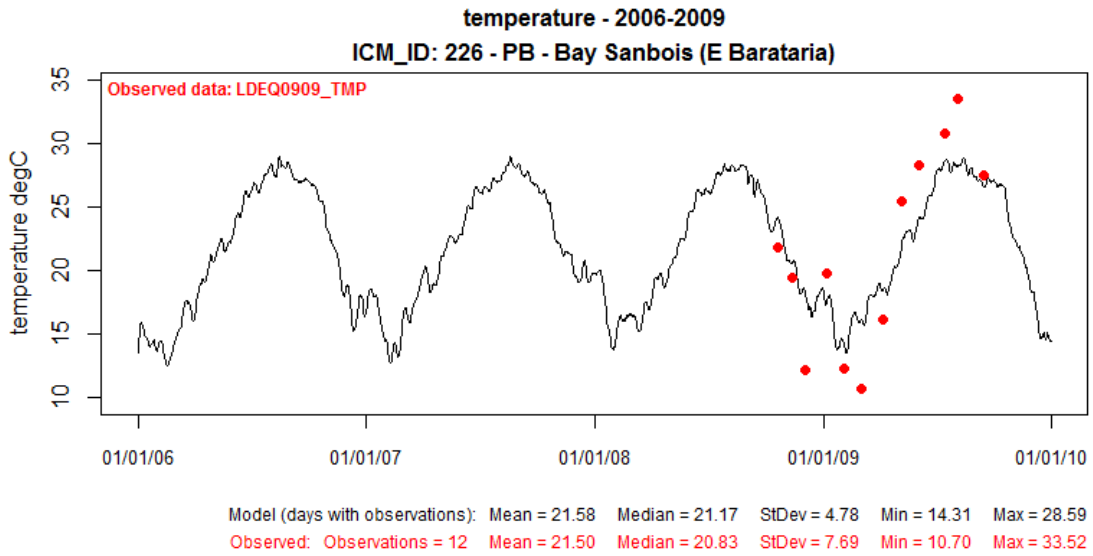


**Figure 70: Modeled Temperature ( C ) at ICM Compartment 226 (solid black line) Compared to Observed Data at LDEQ0909 for Validation Period 2006-2009.**

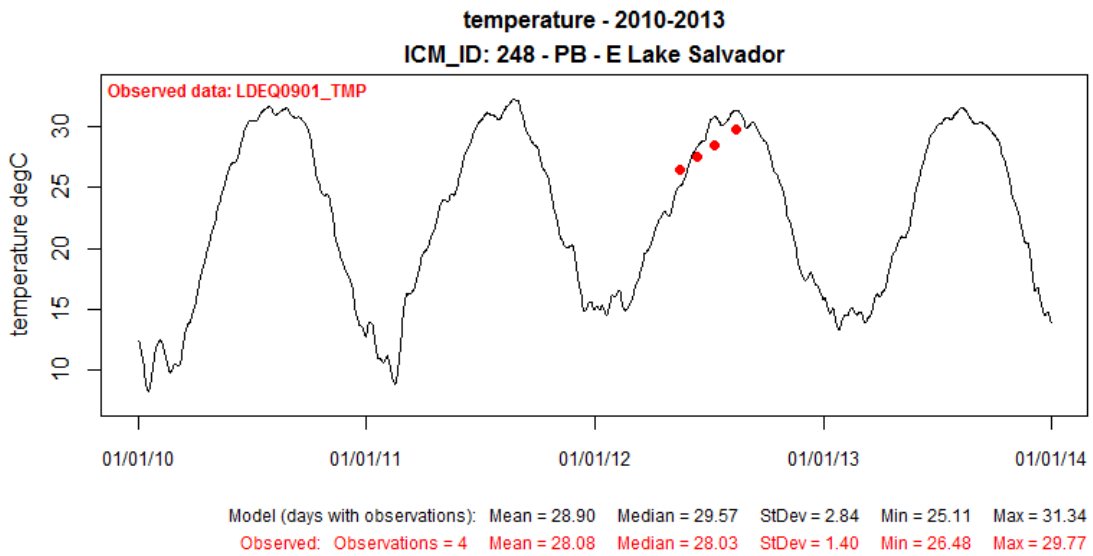


**Figure 71: Modeled Temperature ( C ) at ICM Compartment 248 (solid black line) Compared to Observed Data at LDEQ0901 for Calibration Period 2010-2013.**

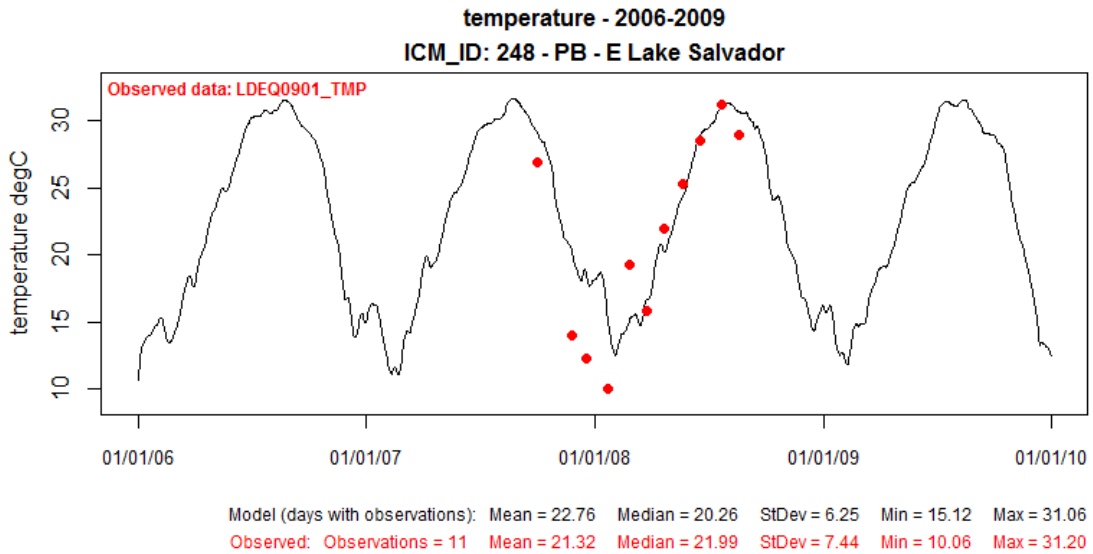


**Figure 72: Modeled Temperature ( C ) at ICM Compartment 248 (solid black line) Compared to Observed Data at LDEQ0901 for Validation Period 2006-2009.**

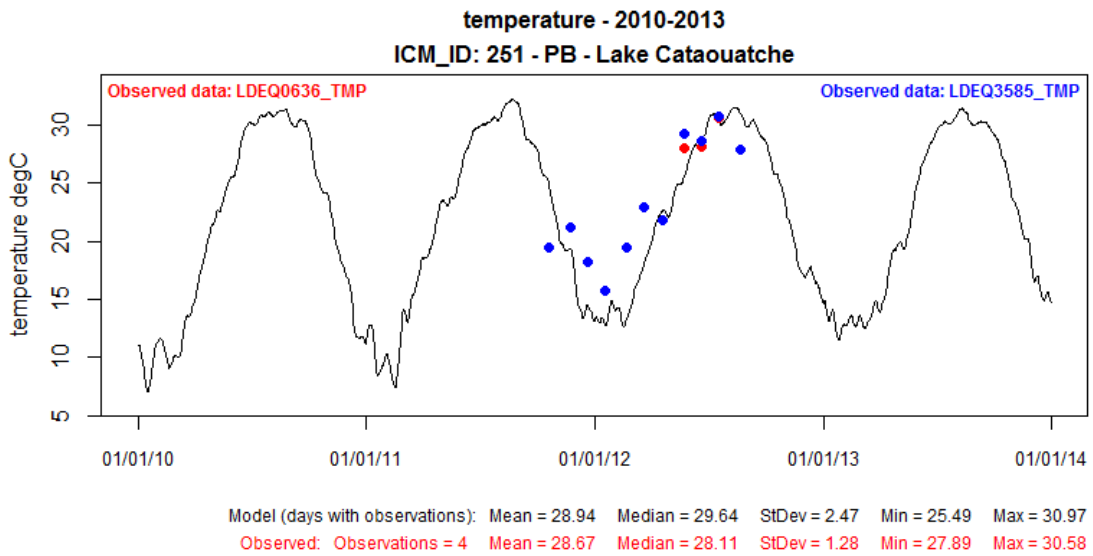


**Figure 73: Modeled Temperature ( C ) at ICM Compartment 251 (solid black line) Compared to Observed Data at LDEQ0636 for Calibration Period 2010-2013.**

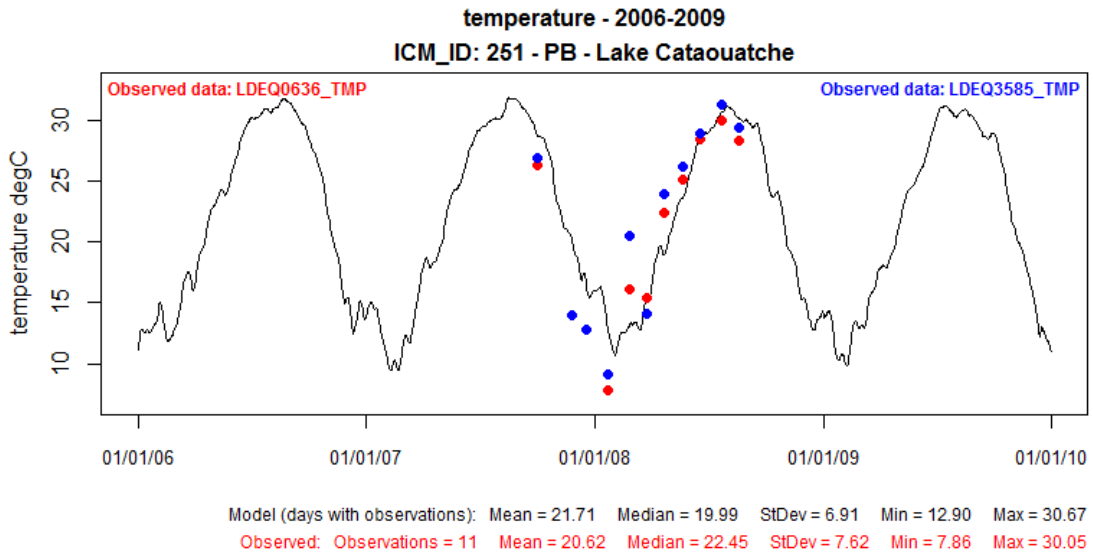


**Figure 74: Modeled Temperature ( C ) at ICM Compartment 251 (solid black line) Compared to Observed Data at LDEQ0636 for Validation Period 2006-2009.**

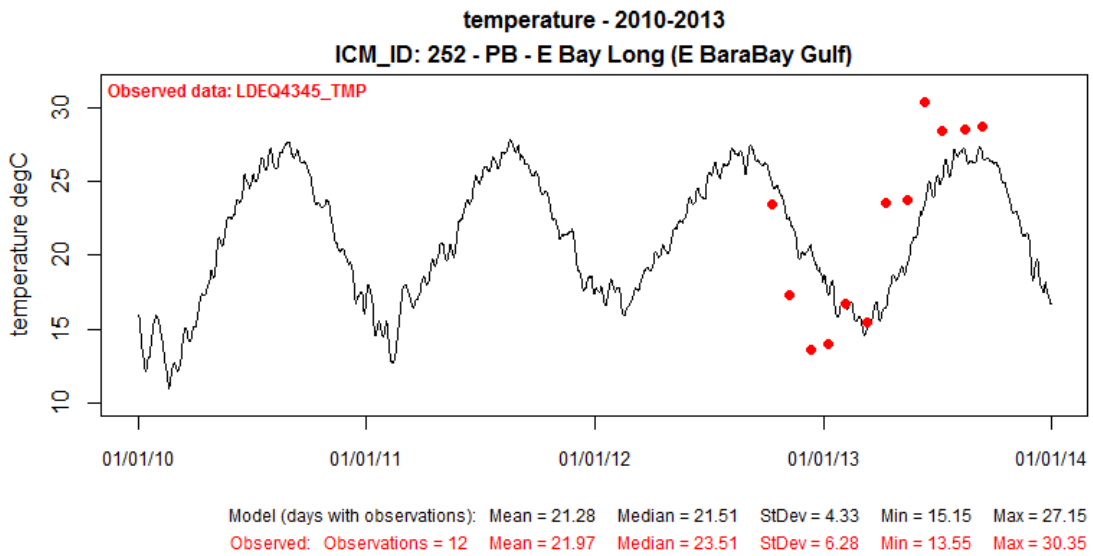


**Figure 75: Modeled Temperature ( C ) at ICM Compartment 252 (solid black line) Compared to Observed Data at LDEQ4345 for Calibration Period 2010-2013.**

**Figure 76: No Validation Figure for ICM Compartment 252.**

DRAFT

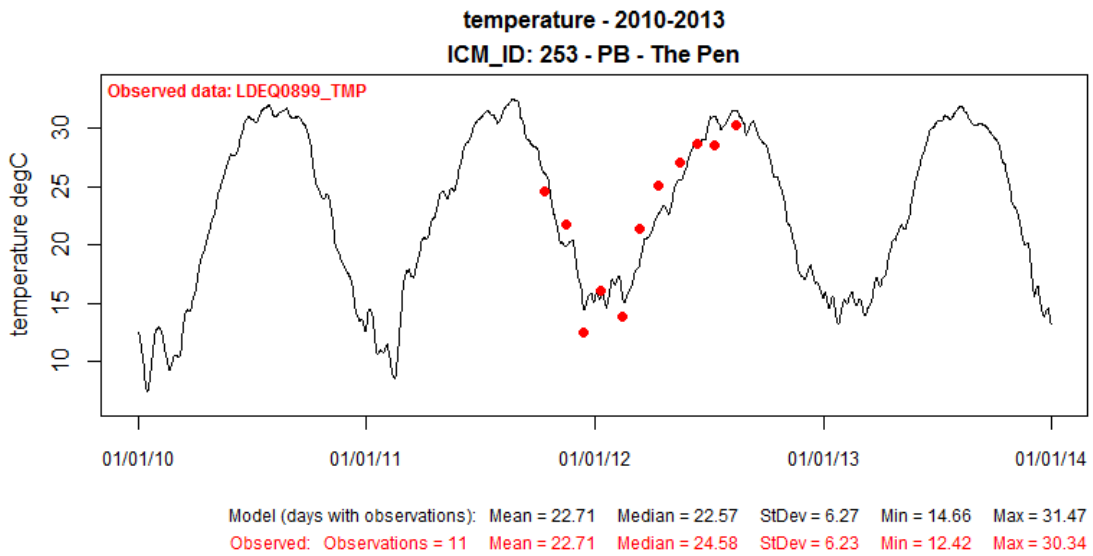


**Figure 77: Modeled Temperature ( C ) at ICM Compartment 253 (solid black line) Compared to Observed Data at LDEQ0899 for Calibration Period 2010-2013.**

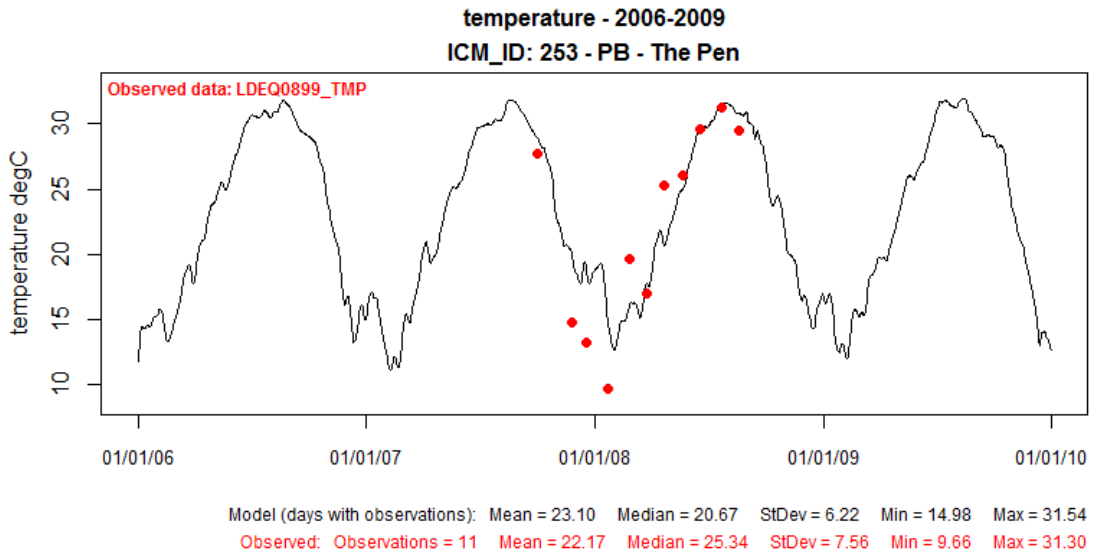


**Figure 78: Modeled Temperature ( C ) at ICM Compartment 253 (solid black line) Compared to Observed Data at LDEQ0899 for Validation Period 2006-2009.**

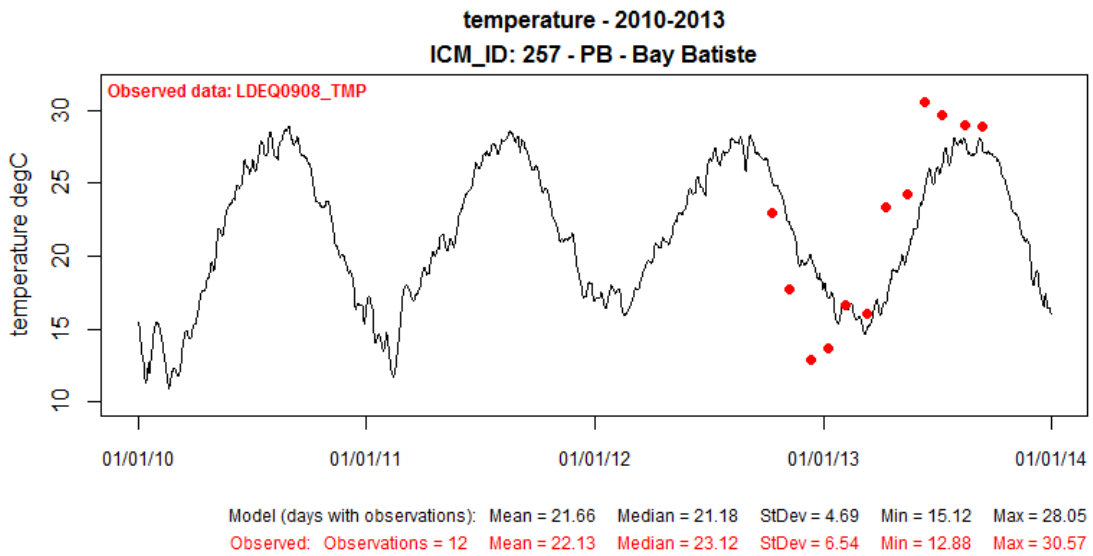


**Figure 79: Modeled Temperature ( C ) at ICM Compartment 257 (solid black line) Compared to Observed Data at LDEQ0908 for Calibration Period 2010-2013.**

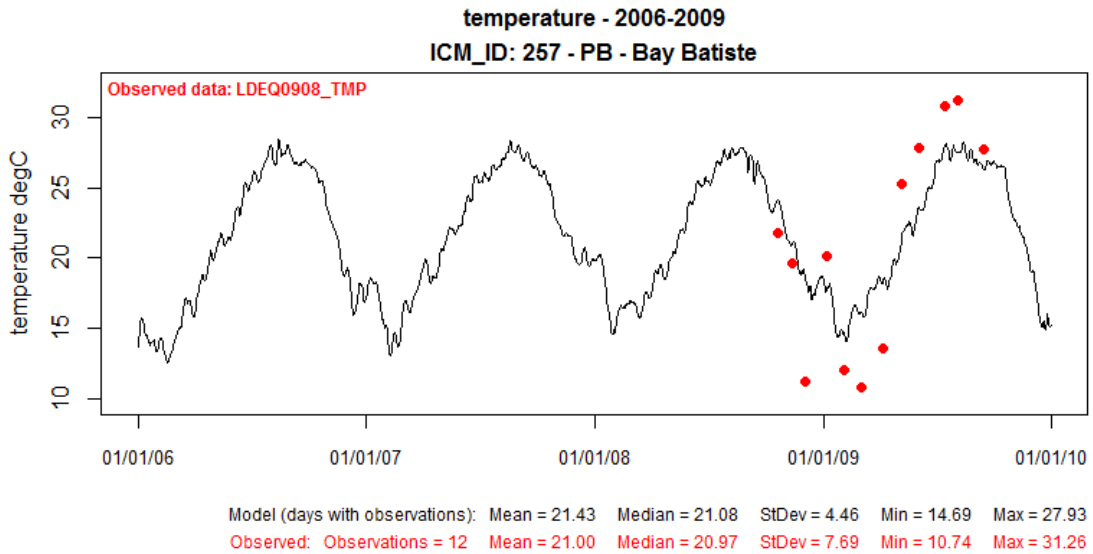


**Figure 80: Modeled Temperature ( C ) at ICM Compartment 257 (solid black line) Compared to Observed Data at LDEQ0908 for Validation Period 2006-2009.**

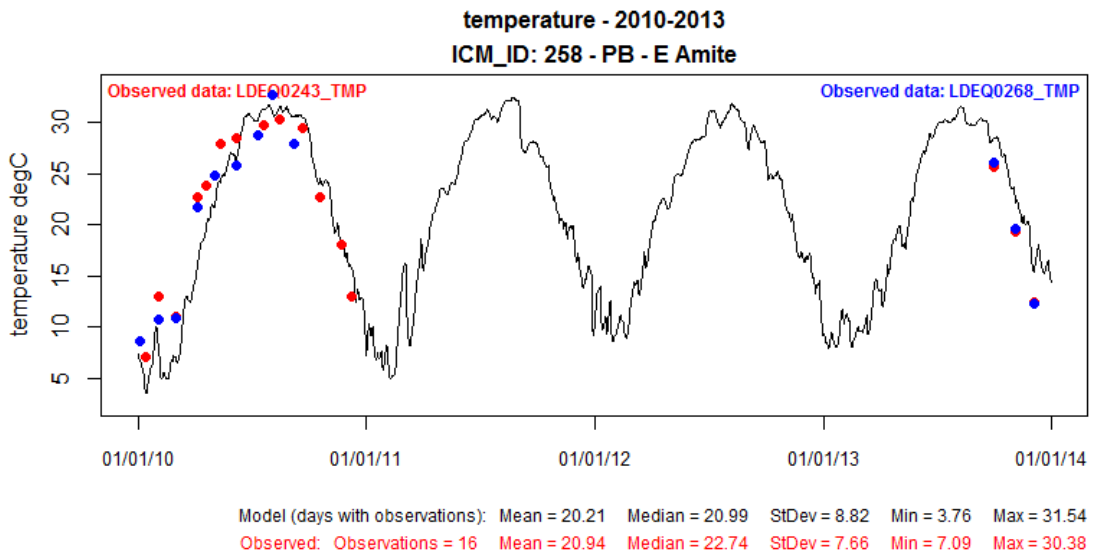


**Figure 81: Modeled Temperature ( C ) at ICM Compartment 258 (solid black line) Compared to Observed Data at LDEQ0243 for Calibration Period 2010-2013.**

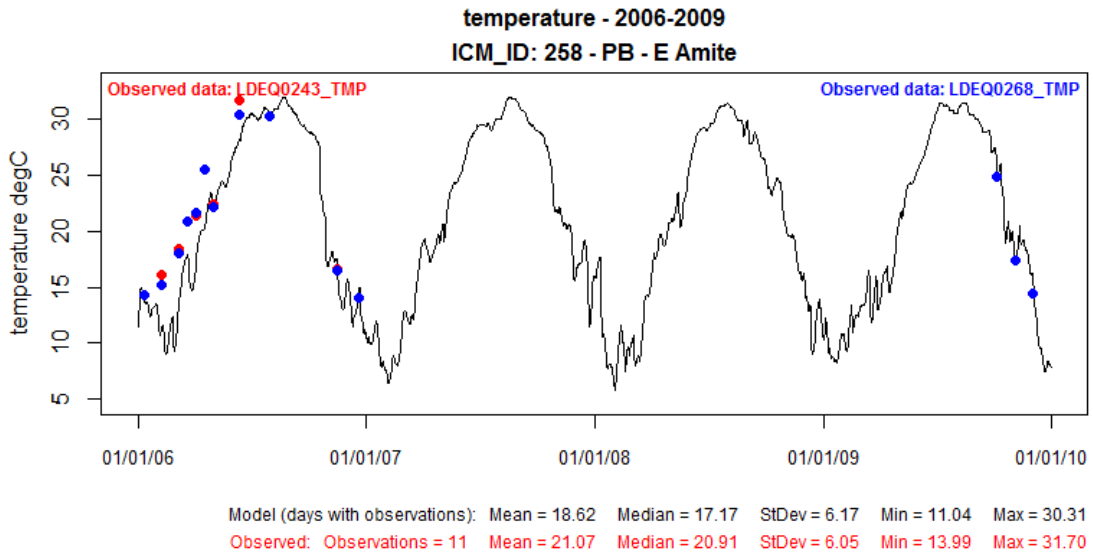


**Figure 82: Modeled Temperature ( C ) at ICM Compartment 258 (solid black line) Compared to Observed Data at LDEQ0243 for Validation Period 2006-2009.**

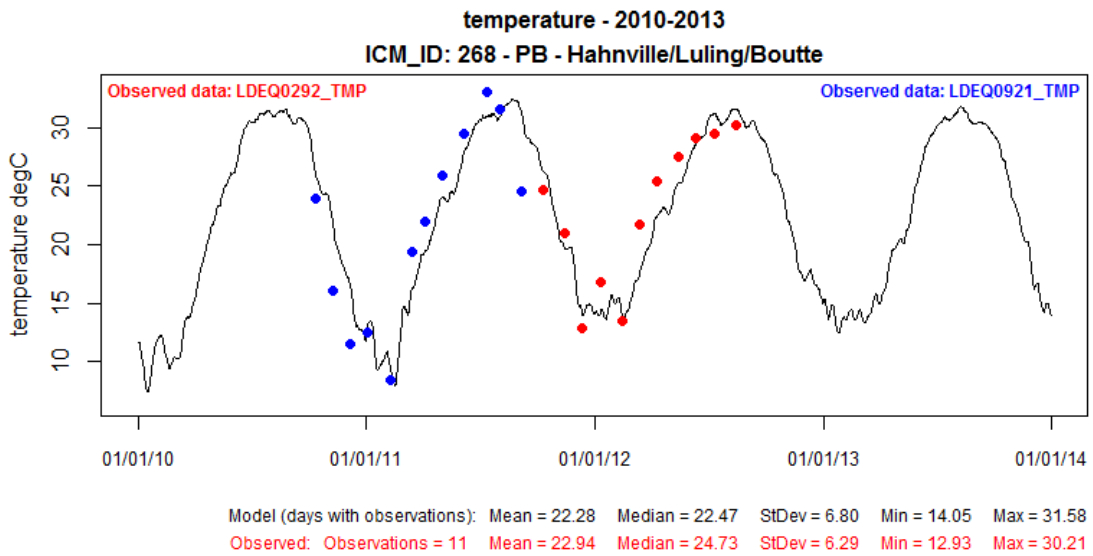


**Figure 83: Modeled Temperature ( C ) at ICM Compartment 268 (solid black line) Compared to Observed Data at LDEQ0292 for Calibration Period 2010-2013.**

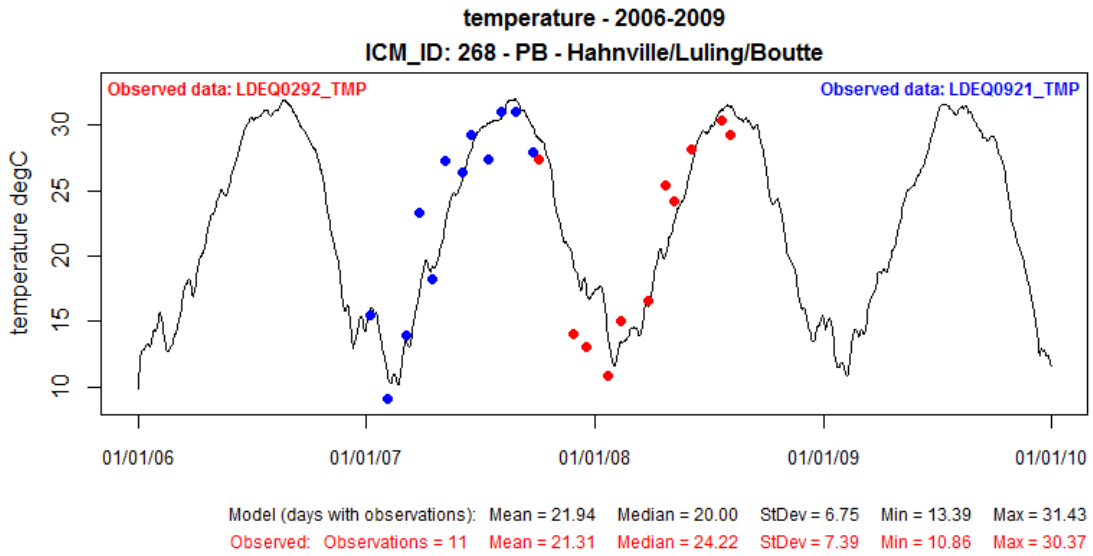


**Figure 84: Modeled Temperature ( C ) at ICM Compartment 268 (solid black line) Compared to Observed Data at LDEQ0292 for Validation Period 2006-2009.**

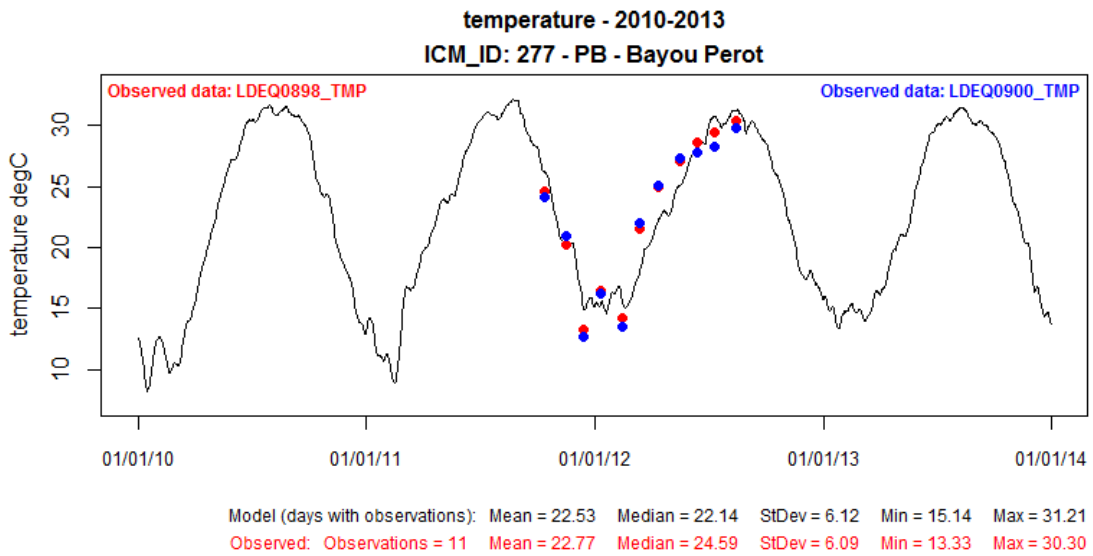


**Figure 85: Modeled Temperature ( C ) at ICM Compartment 277 (solid black line) Compared to Observed Data at LDEQ0898 for Calibration Period 2010-2013.**

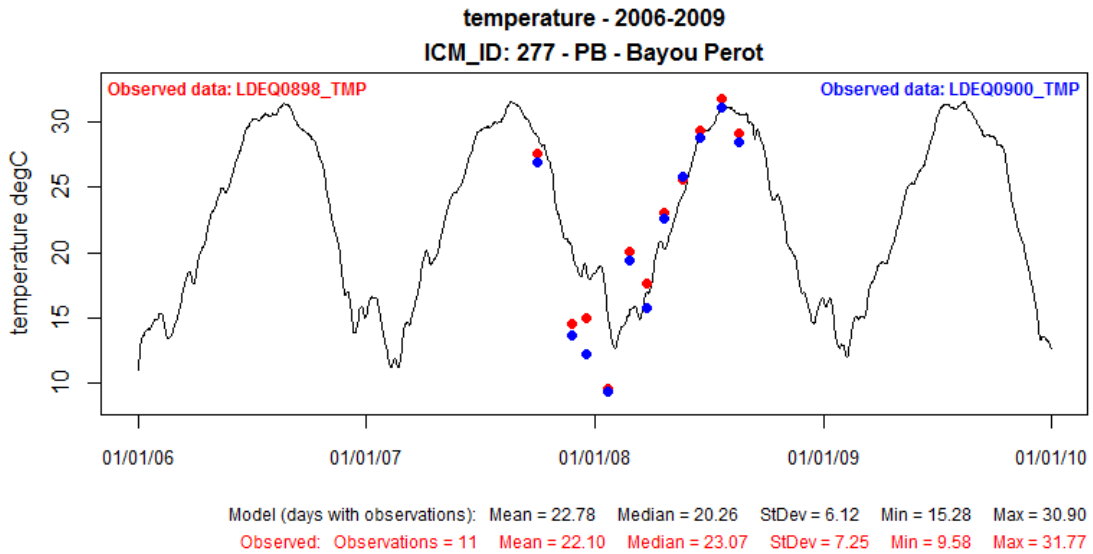


**Figure 86: Modeled Temperature ( C ) at ICM Compartment 277 (solid black line) Compared to Observed Data at LDEQ0898 for Validation Period 2006-2009.**

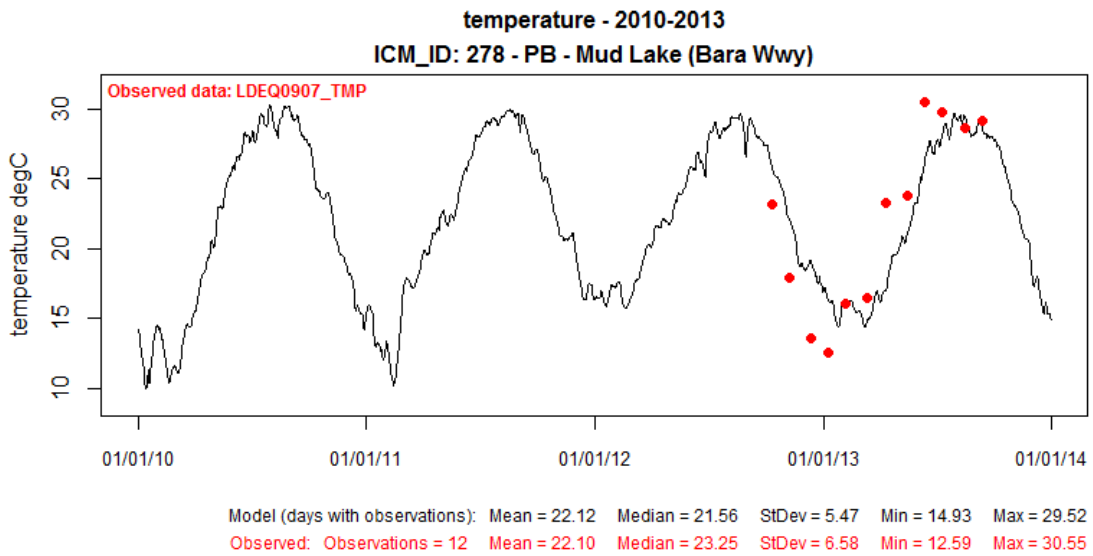


**Figure 87: Modeled Temperature ( C ) at ICM Compartment 278 (solid black line) Compared to Observed Data at LDEQ0907 for Calibration Period 2010-2013.**

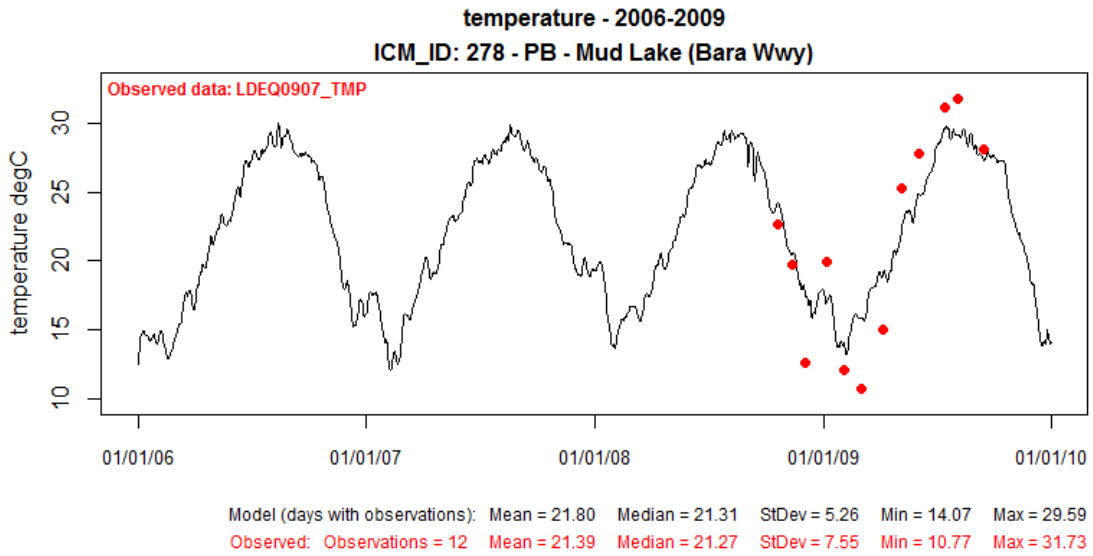


**Figure 88: Modeled Temperature ( C ) at ICM Compartment 278 (solid black line) Compared to Observed Data at LDEQ0907 for Validation Period 2006-2009.**

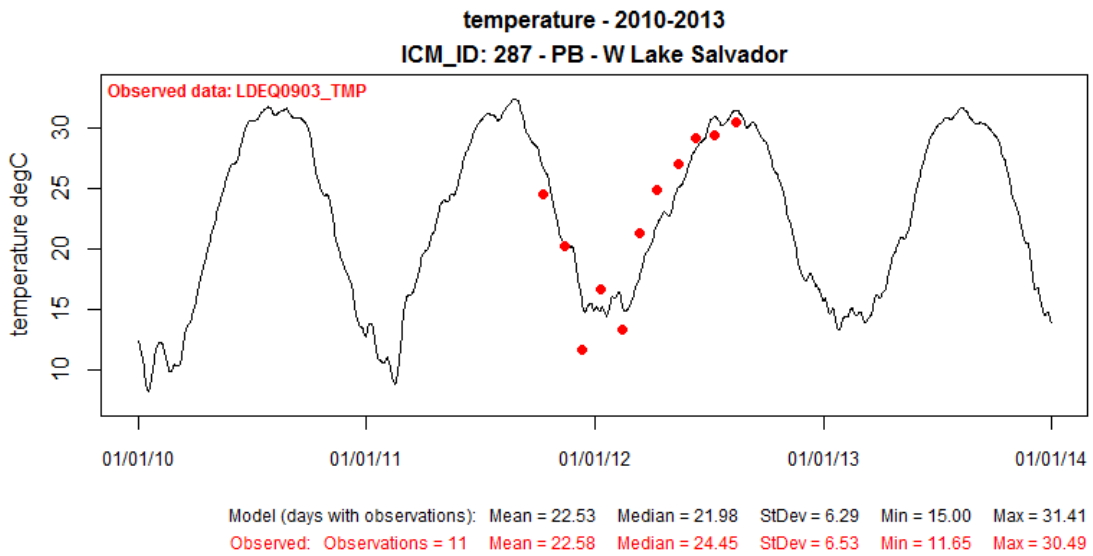


**Figure 89: Modeled Temperature ( C ) at ICM Compartment 287 (solid black line) Compared to Observed Data at LDEQ0903 for Calibration Period 2010-2013.**

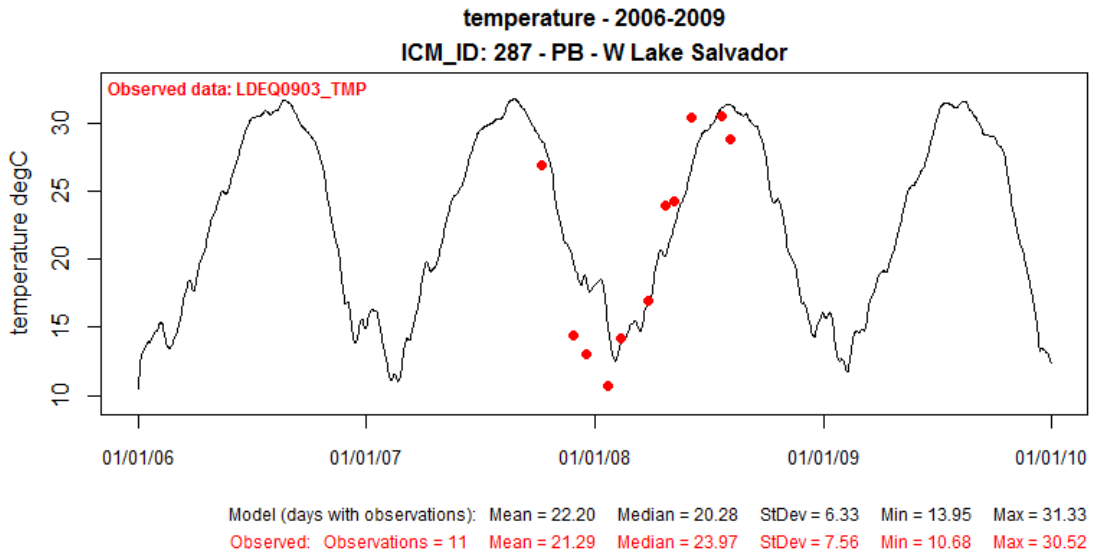


**Figure 90: Modeled Temperature ( C ) at ICM Compartment 287 (solid black line) Compared to Observed Data at LDEQ0903 for Validation Period 2006-2009.**

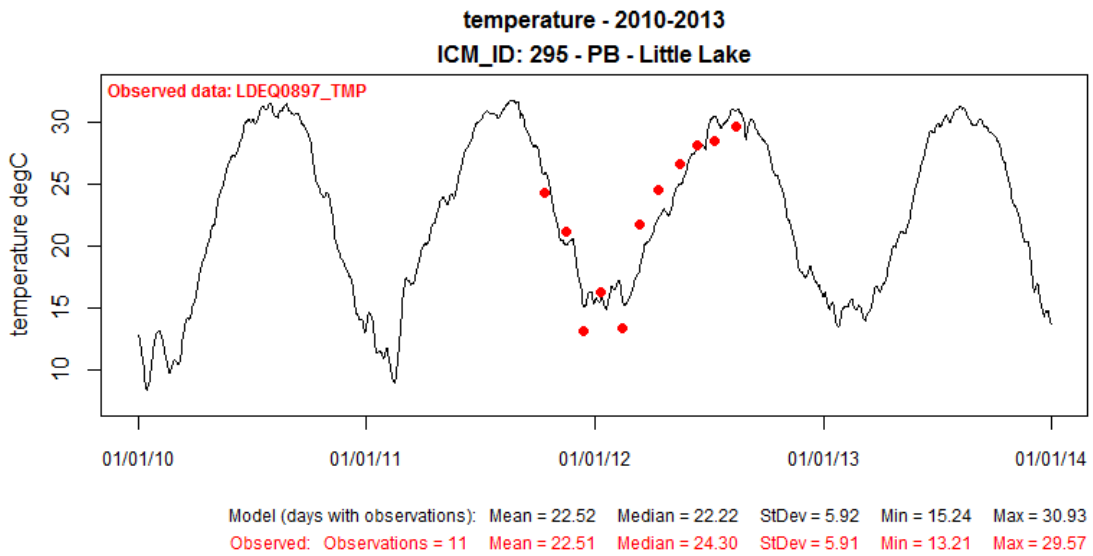


**Figure 91: Modeled Temperature ( C ) at ICM Compartment 295 (solid black line) Compared to Observed Data at LDEQ0897 for Calibration Period 2010-2013.**

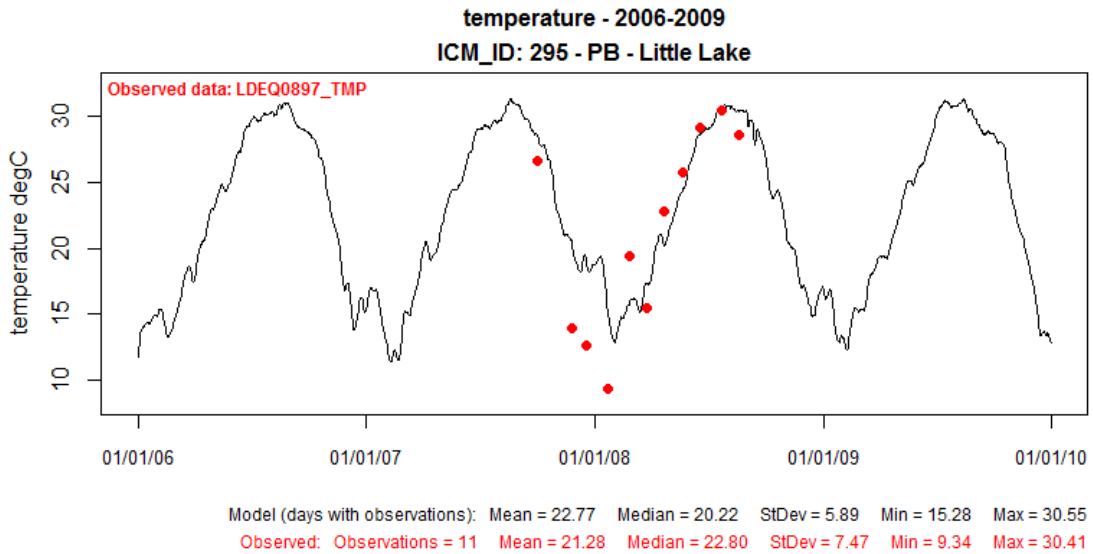


**Figure 92: Modeled Temperature ( C ) at ICM Compartment 295 (solid black line) Compared to Observed Data at LDEQ0897 for Validation Period 2006-2009.**

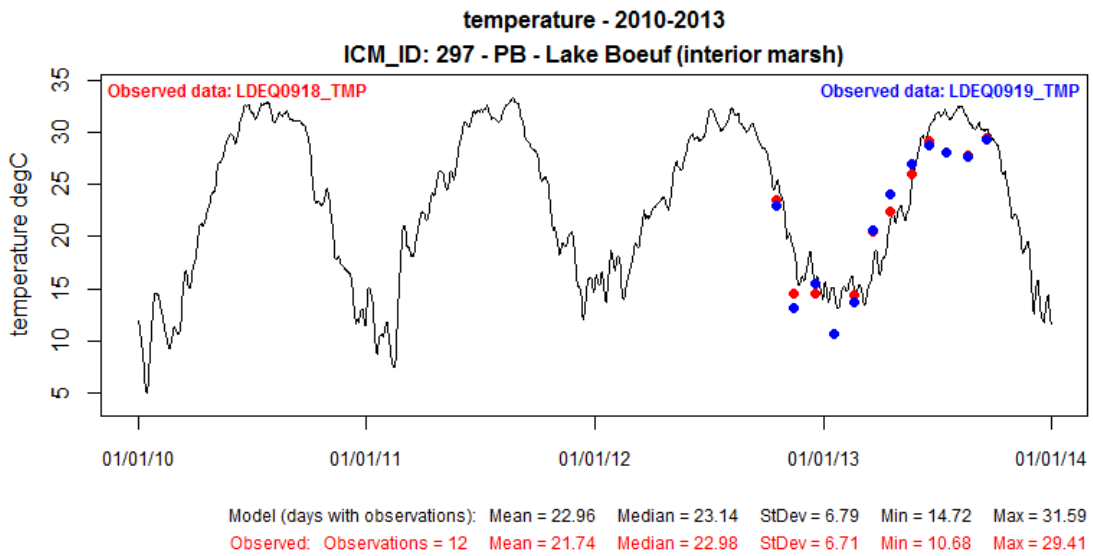


**Figure 93: Modeled Temperature ( C ) at ICM Compartment 297 (solid black line) Compared to Observed Data at LDEQ0918 for Calibration Period 2010-2013.**

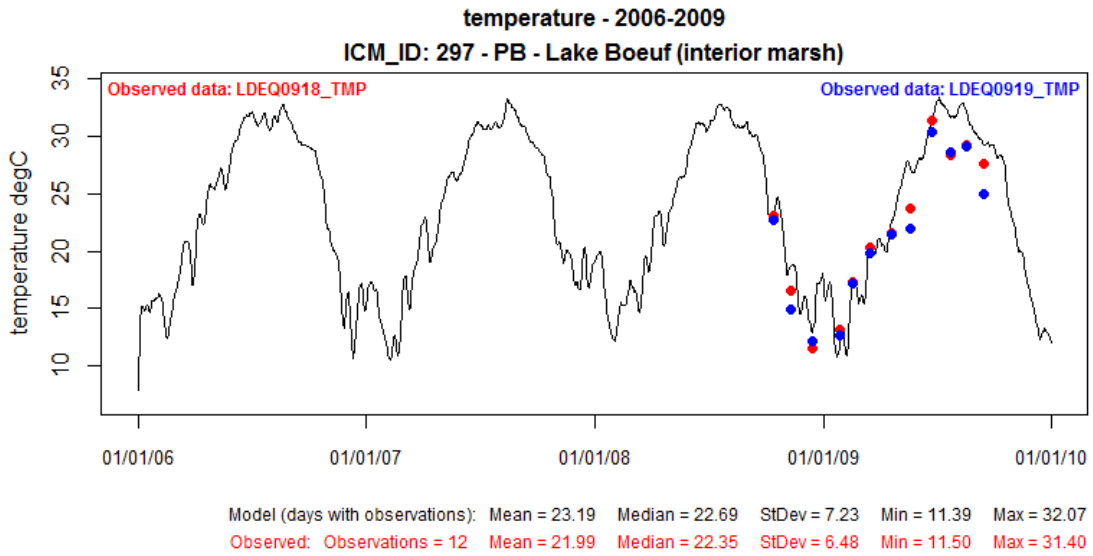


**Figure 94: Modeled Temperature ( C ) at ICM Compartment 297 (solid black line) Compared to Observed Data at LDEQ0918 for Validation Period 2006-2009.**

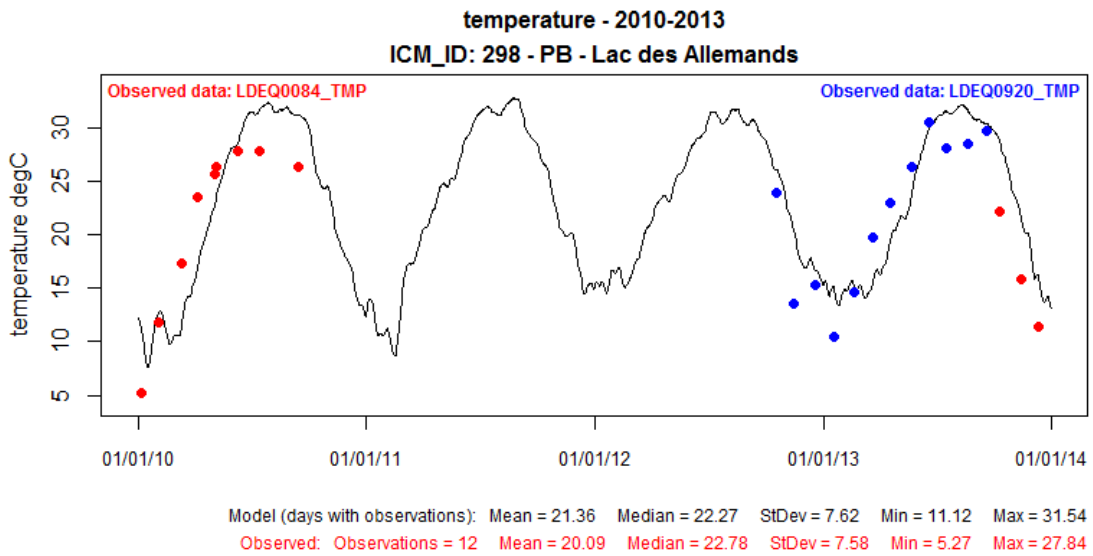


**Figure 95: Modeled Temperature ( C ) at ICM Compartment 298 (solid black line) Compared to Observed Data at LDEQ0084 for Calibration Period 2010-2013.**

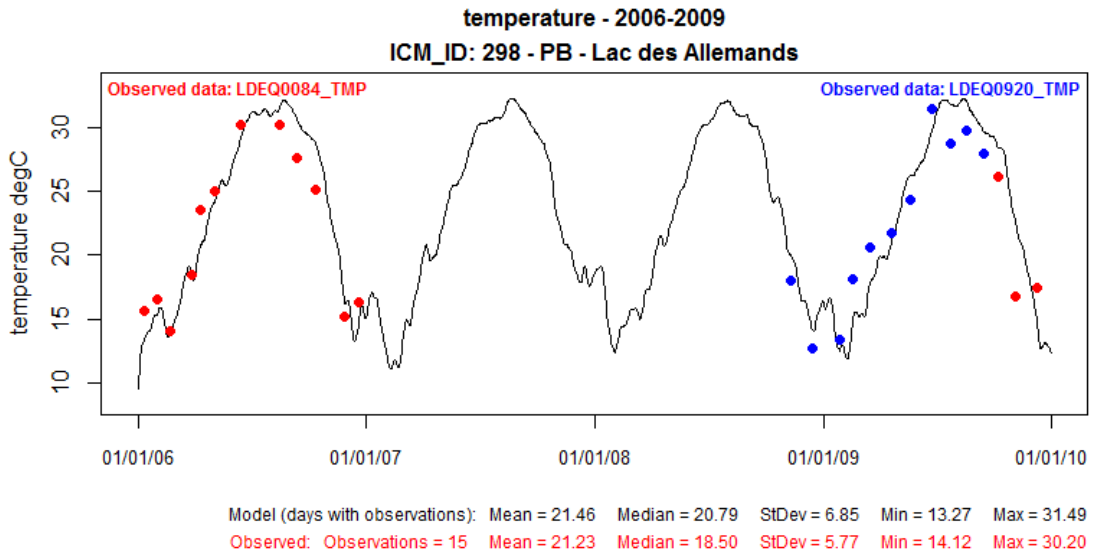


**Figure 96: Modeled Temperature ( C ) at ICM Compartment 298 (solid black line) Compared to Observed Data at LDEQ0084 for Validation Period 2006-2009.**

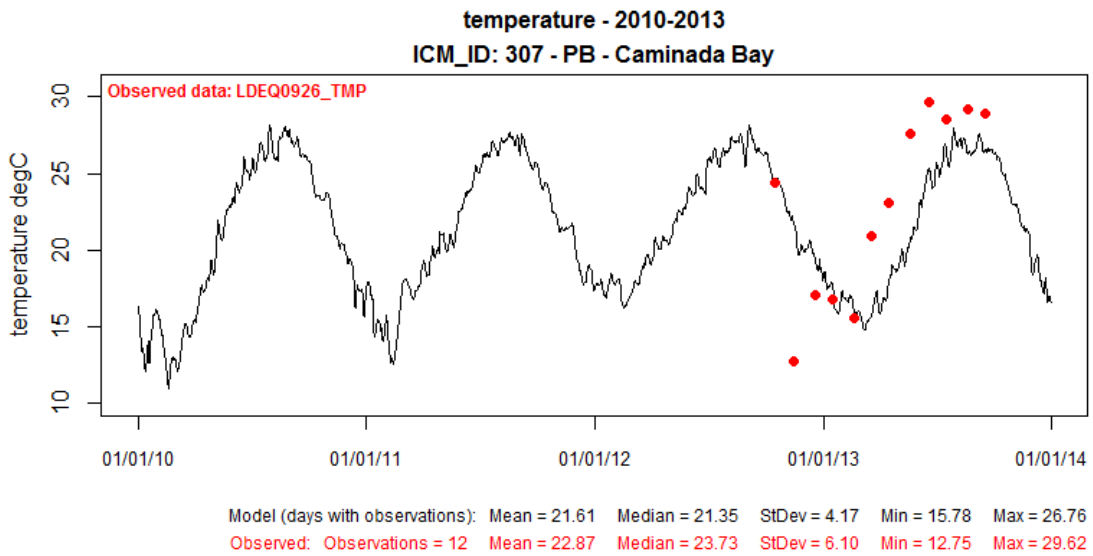


**Figure 97: Modeled Temperature ( C ) at ICM Compartment 307 (solid black line) Compared to Observed Data at LDEQ0926 for Calibration Period 2010-2013.**

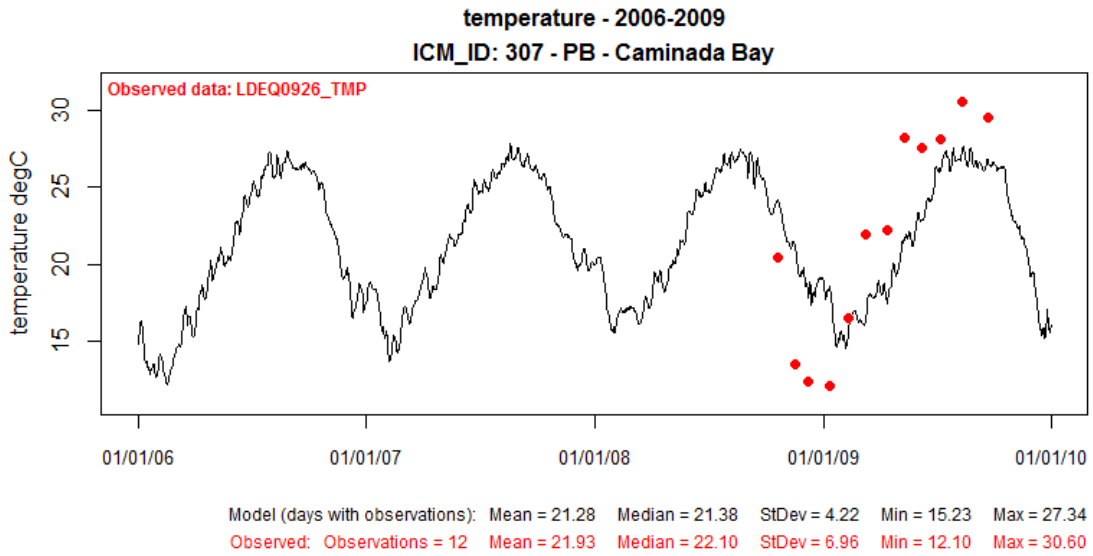


**Figure 98: Modeled Temperature ( C ) at ICM Compartment 307 (solid black line) Compared to Observed Data at LDEQ0926 for Validation Period 2006-2009.**

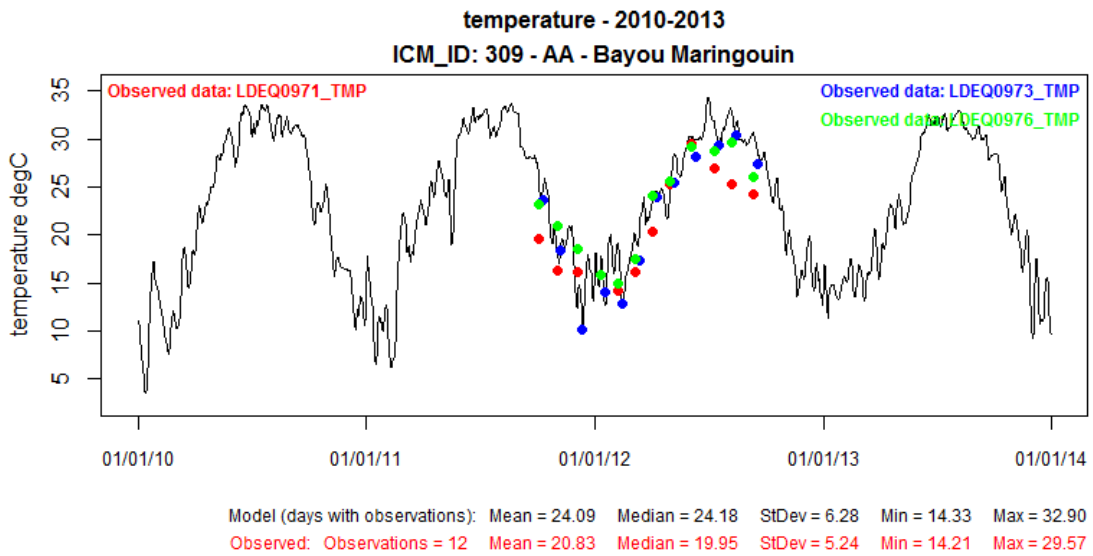


**Figure 99: Modeled Temperature ( C ) at ICM Compartment 309 (solid black line) Compared to Observed Data at LDEQ0971 for Calibration Period 2010-2013.**

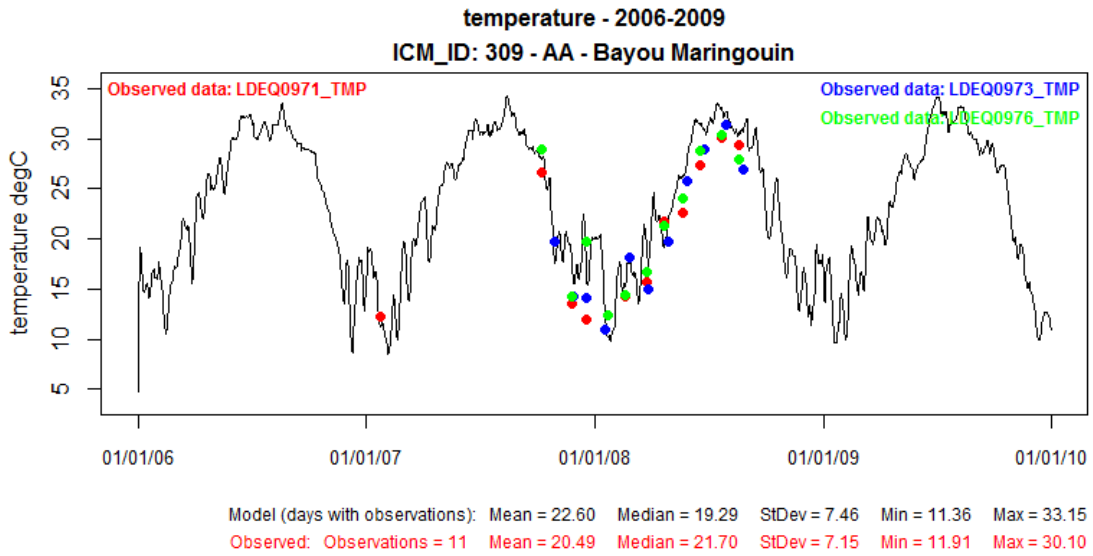


**Figure 100: Modeled Temperature ( C ) at ICM Compartment 309 (solid black line) Compared to Observed Data at LDEQ0971 for Validation Period 2006-2009.**

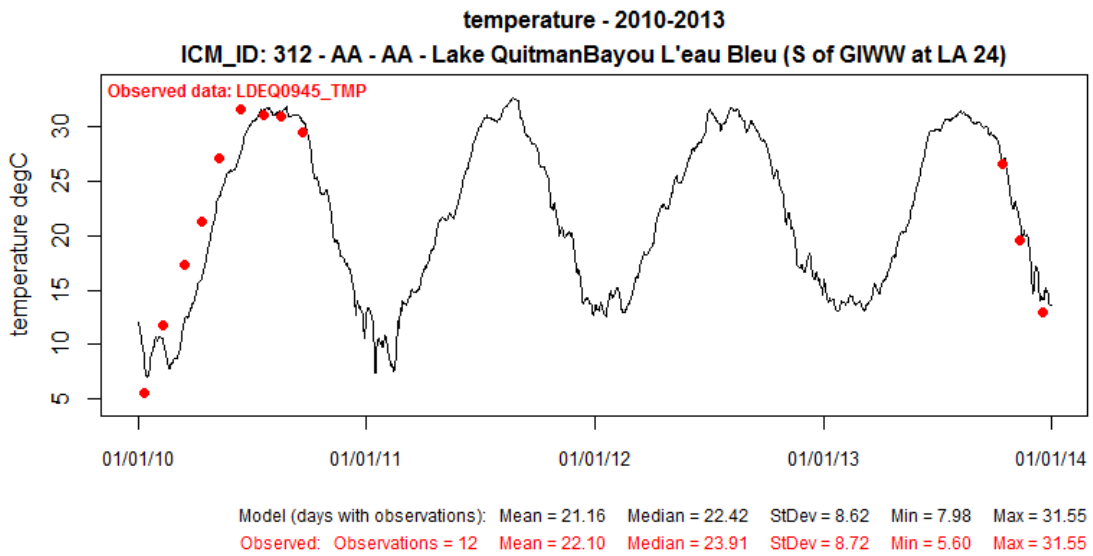


**Figure 101: Modeled Temperature ( C ) at ICM Compartment 312 (solid black line) Compared to Observed Data at LDEQ0945 for Calibration Period 2010-2013.**

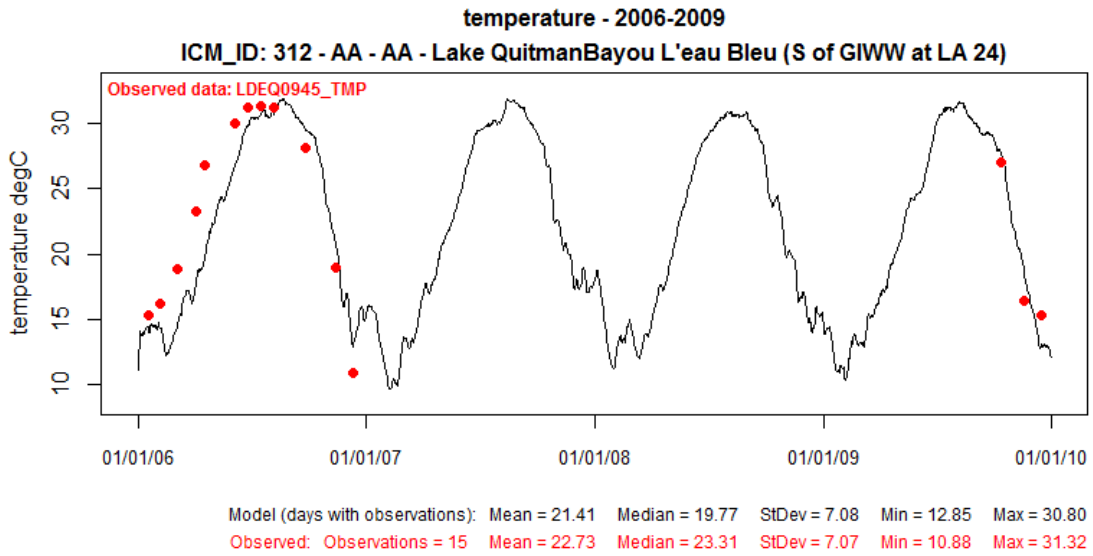


**Figure 102: Modeled Temperature ( C ) at ICM Compartment 312 (solid black line) Compared to Observed Data at LDEQ0945 for Validation Period 2006-2009.**

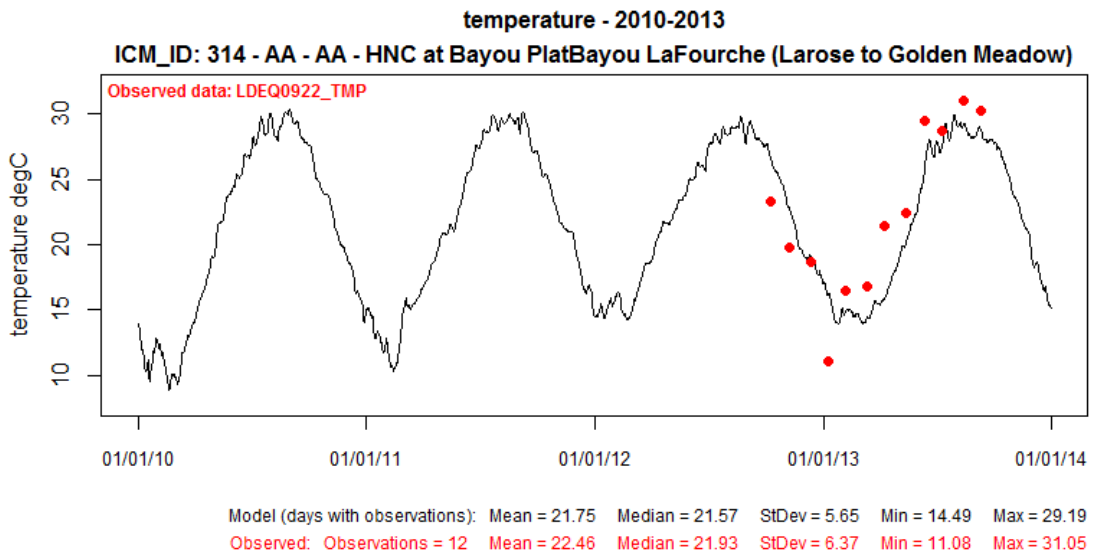


**Figure 103: Modeled Temperature ( C ) at ICM Compartment 314 (solid black line) Compared to Observed Data at LDEQ0922 for Calibration Period 2010-2013.**

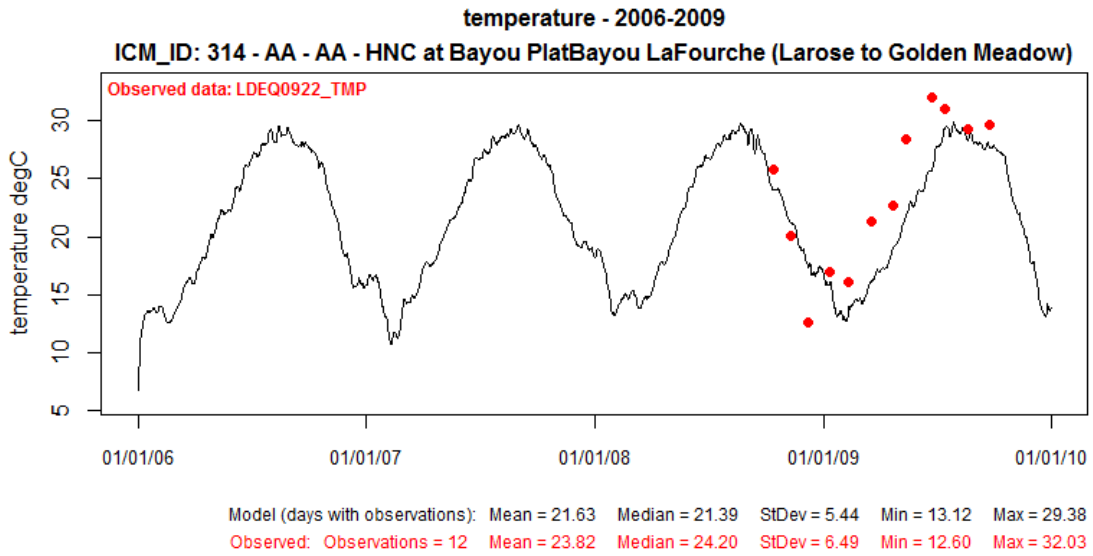


**Figure 104: Modeled Temperature ( C ) at ICM Compartment 314 (solid black line) Compared to Observed Data at LDEQ0922 for Validation Period 2006-2009.**

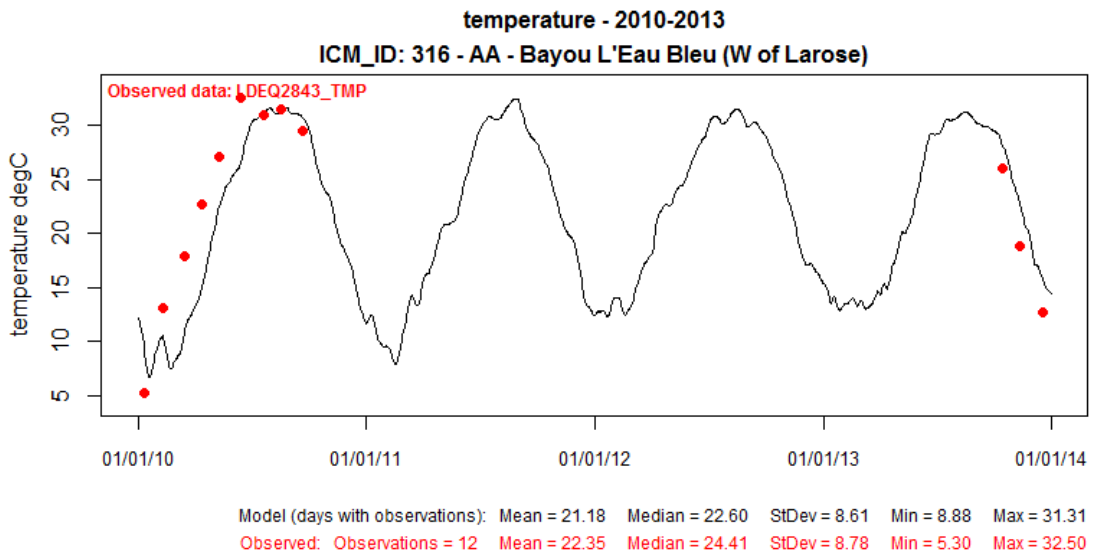


**Figure 105: Modeled Temperature ( C ) at ICM Compartment 316 (solid black line) Compared to Observed Data at LDEQ2843 for Calibration Period 2010-2013.**

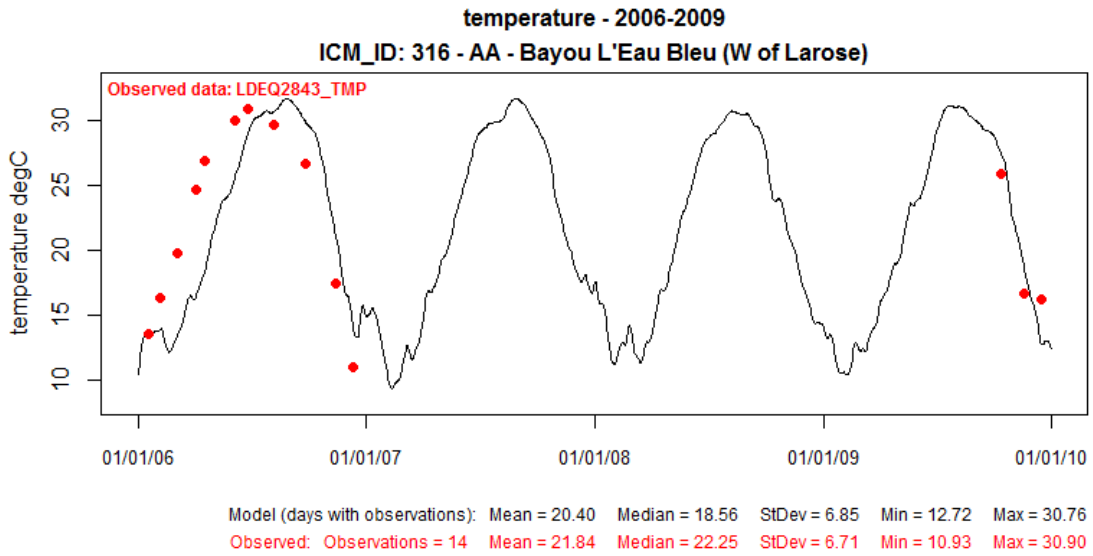


**Figure 106: Modeled Temperature ( C ) at ICM Compartment 316 (solid black line) Compared to Observed Data at LDEQ2843 for Validation Period 2006-2009.**

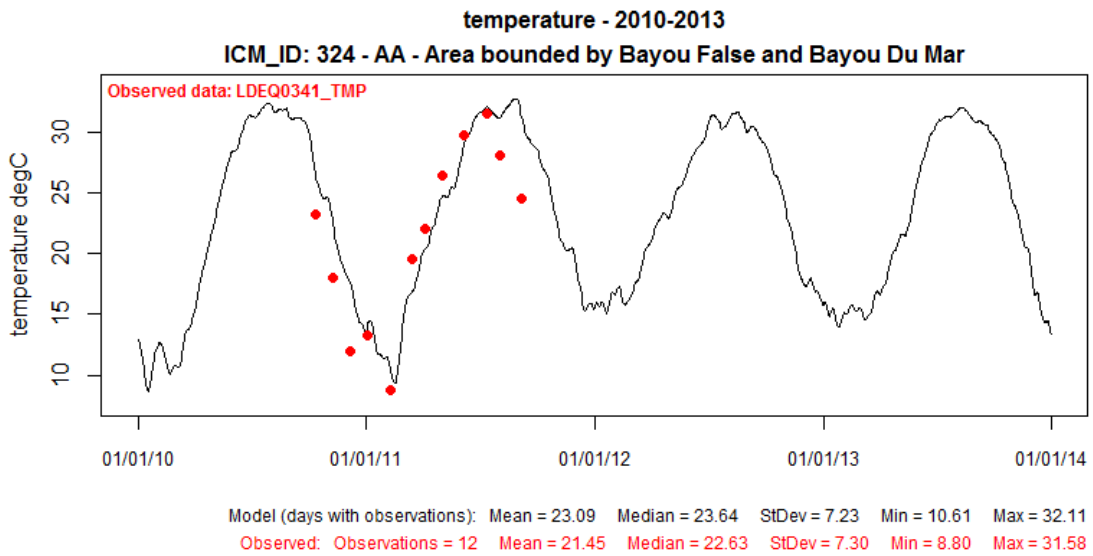


**Figure 107: Modeled Temperature ( C ) at ICM Compartment 324 (solid black line) Compared to Observed Data at LDEQ0341 for Calibration Period 2010-2013.**

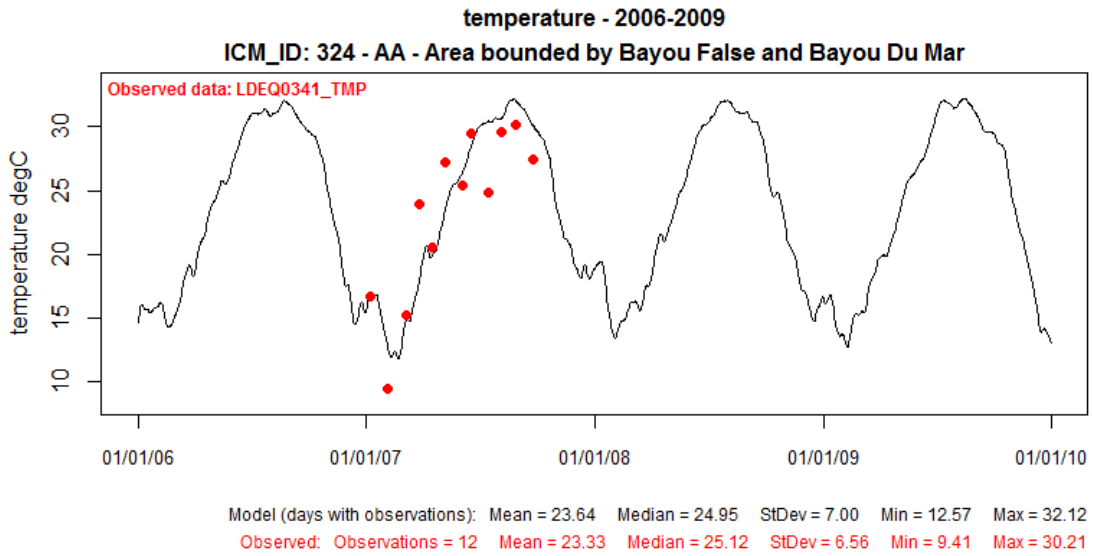


**Figure 108: Modeled Temperature ( C ) at ICM Compartment 324 (solid black line) Compared to Observed Data at LDEQ0341 for Validation Period 2006-2009.**

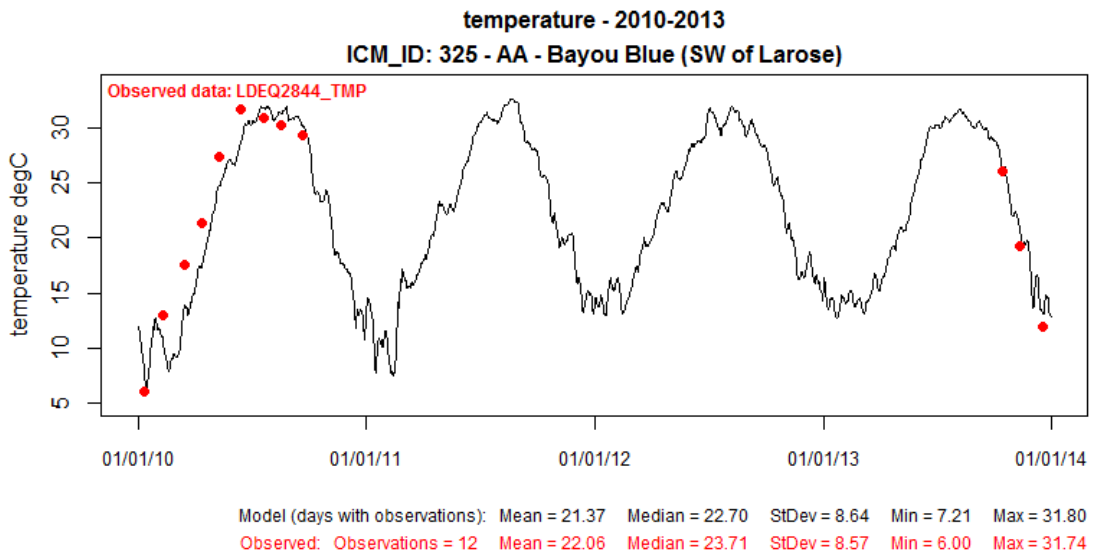


**Figure 109: Modeled Temperature ( C ) at ICM Compartment 325 (solid black line) Compared to Observed Data at LDEQ2844 for Calibration Period 2010-2013.**

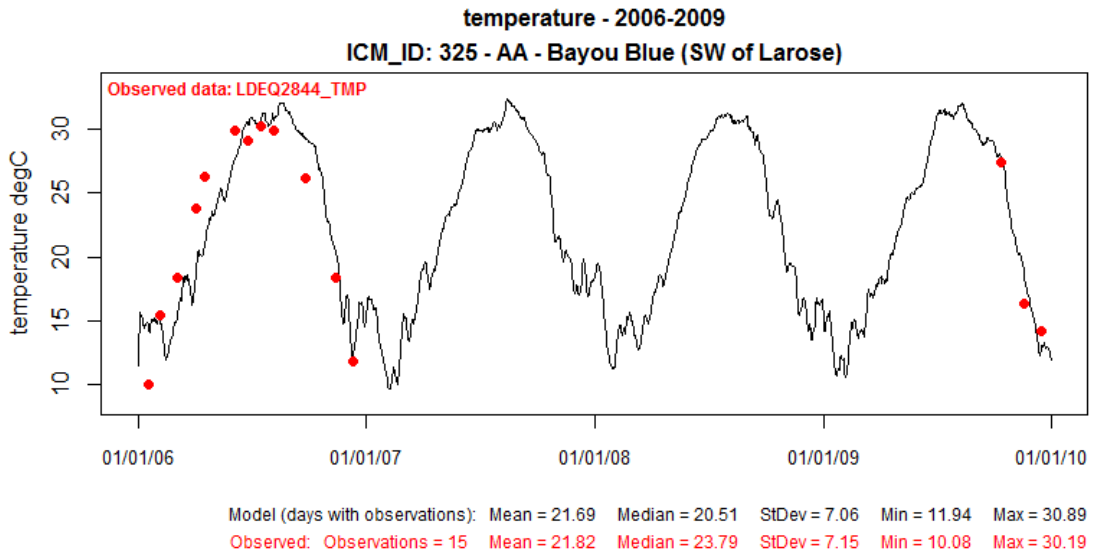


**Figure 110: Modeled Temperature ( C ) at ICM Compartment 325 (solid black line) Compared to Observed Data at LDEQ2844 for Validation Period 2006-2009.**

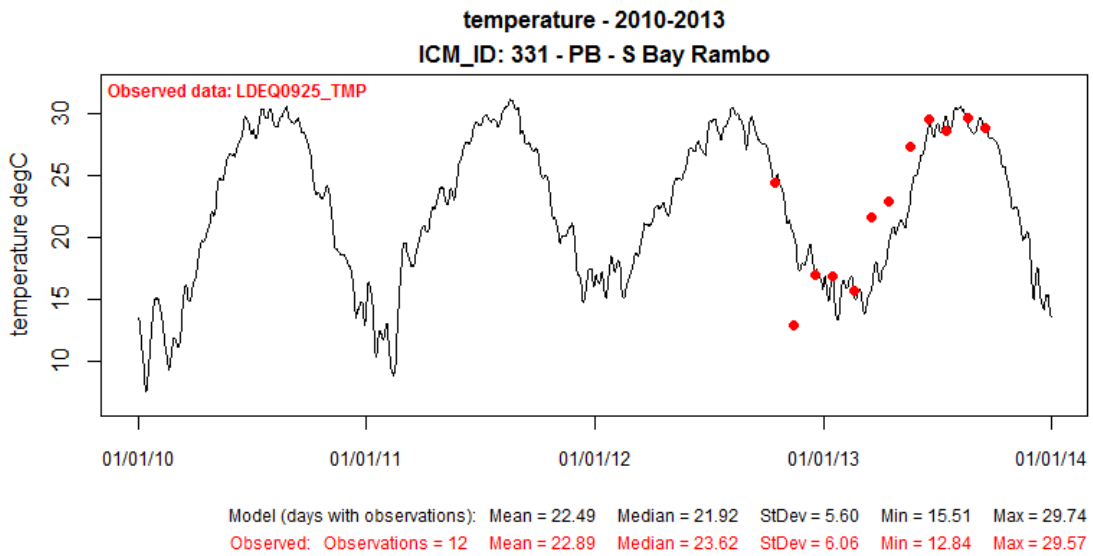


**Figure 111: Modeled Temperature ( C ) at ICM Compartment 331 (solid black line) Compared to Observed Data at LDEQ0925 for Calibration Period 2010-2013.**

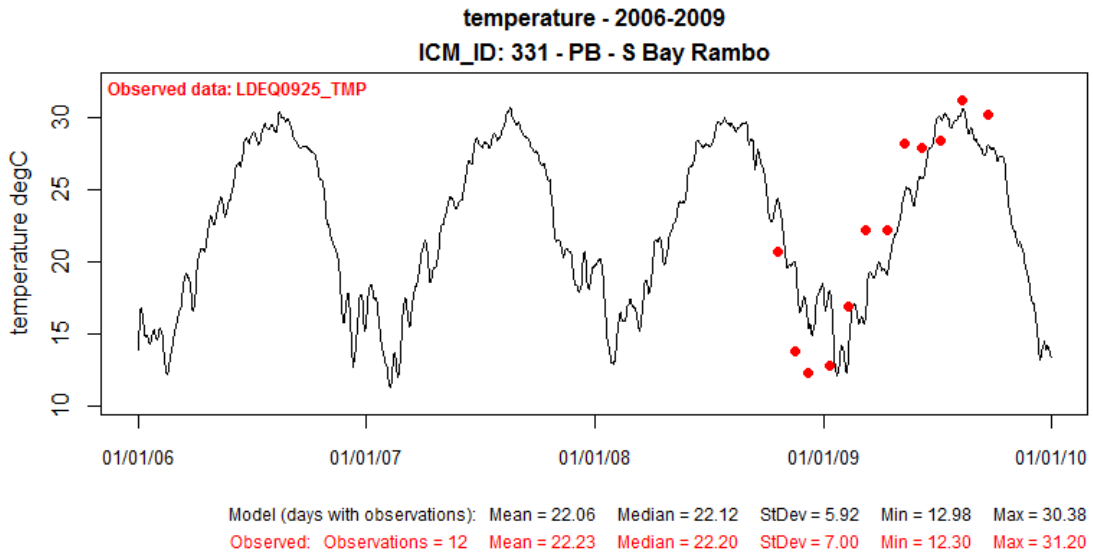


**Figure 112: Modeled Temperature ( C ) at ICM Compartment 331 (solid black line) Compared to Observed Data at LDEQ0925 for Validation Period 2006-2009.**

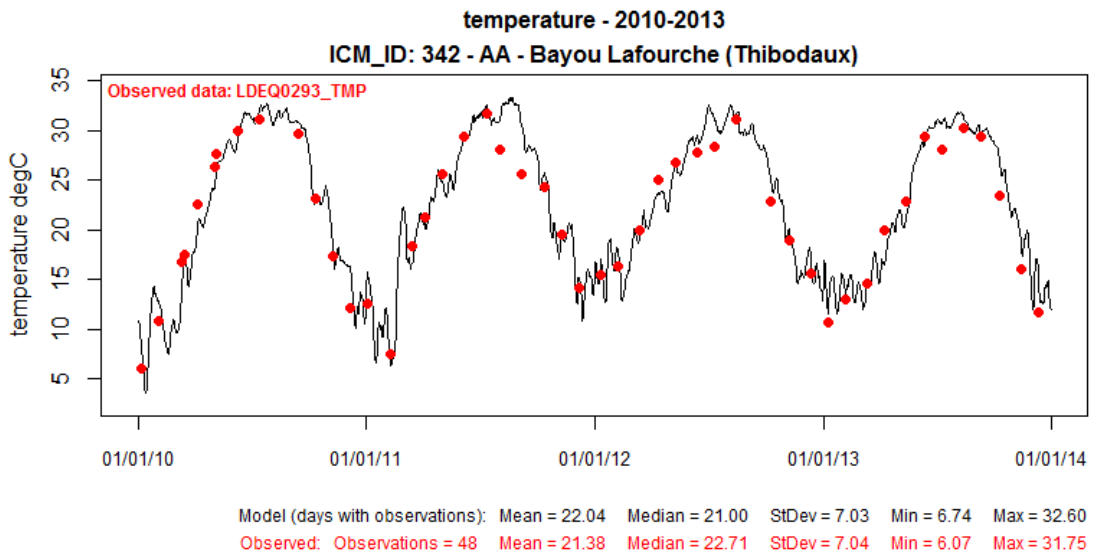


**Figure 113: Modeled Temperature ( C ) at ICM Compartment 342 (solid black line) Compared to Observed Data at LDEQ0293 for Calibration Period 2010-2013.**

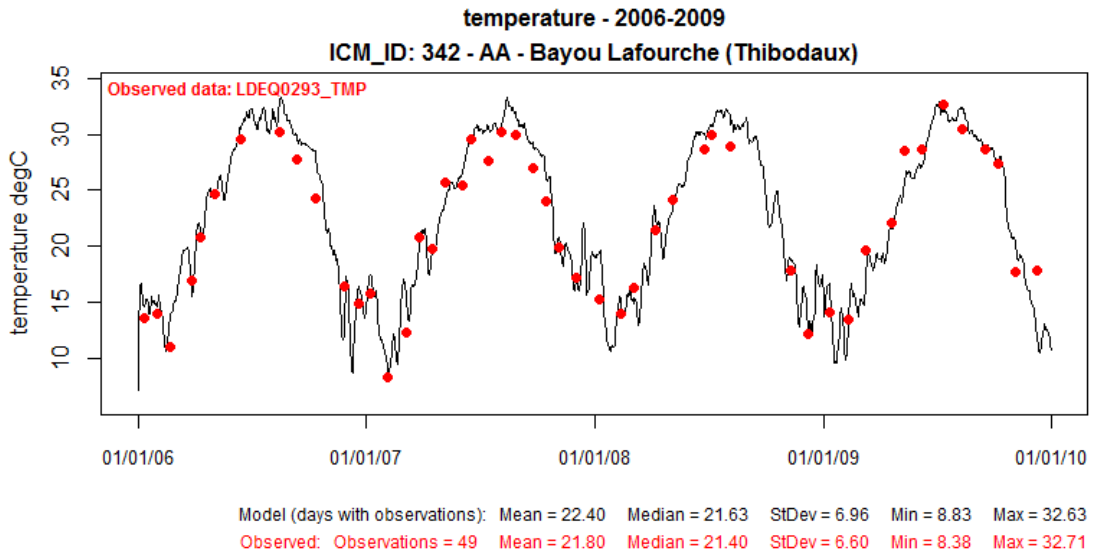


**Figure 114: Modeled Temperature ( C ) at ICM Compartment 342 (solid black line) Compared to Observed Data at LDEQ0293 for Validation Period 2006-2009.**

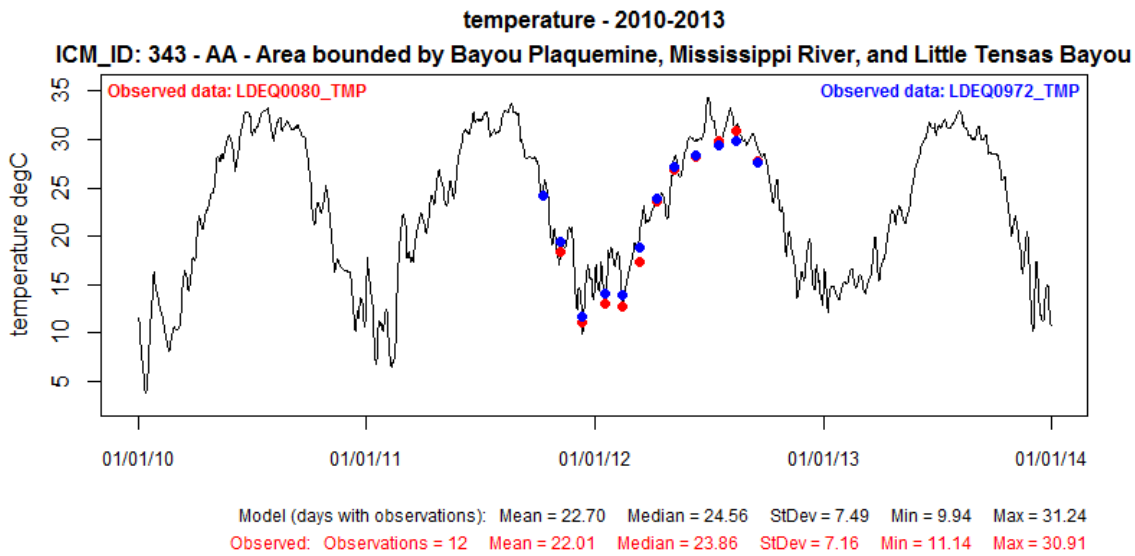


**Figure 115: Modeled Temperature ( C ) at ICM Compartment 343 (solid black line) Compared to Observed Data at LDEQ0080 for Calibration Period 2010-2013.**

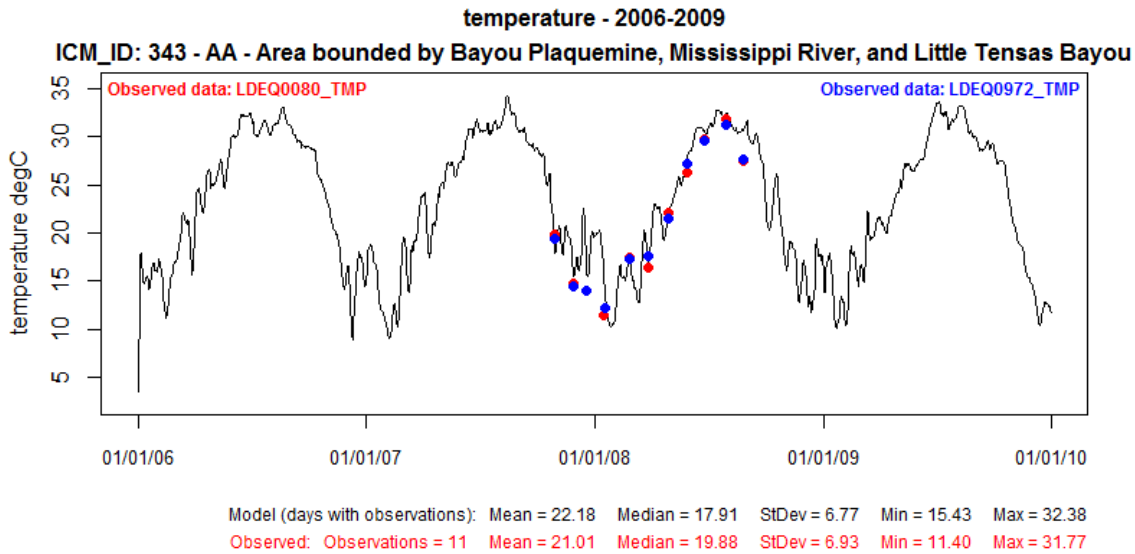


**Figure 116: Modeled Temperature ( C ) at ICM Compartment 343 (solid black line) Compared to Observed Data at LDEQ0080 for Validation Period 2006-2009.**

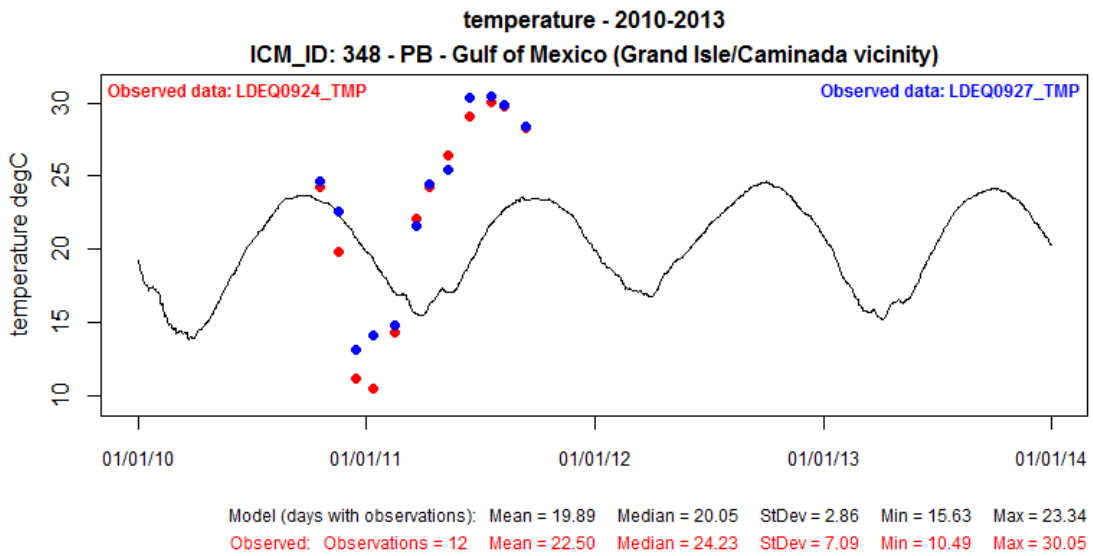


**Figure 117: Modeled Temperature ( C ) at ICM Compartment 348 (solid black line) Compared to Observed Data at LDEQ0924 for Calibration Period 2010-2013.**

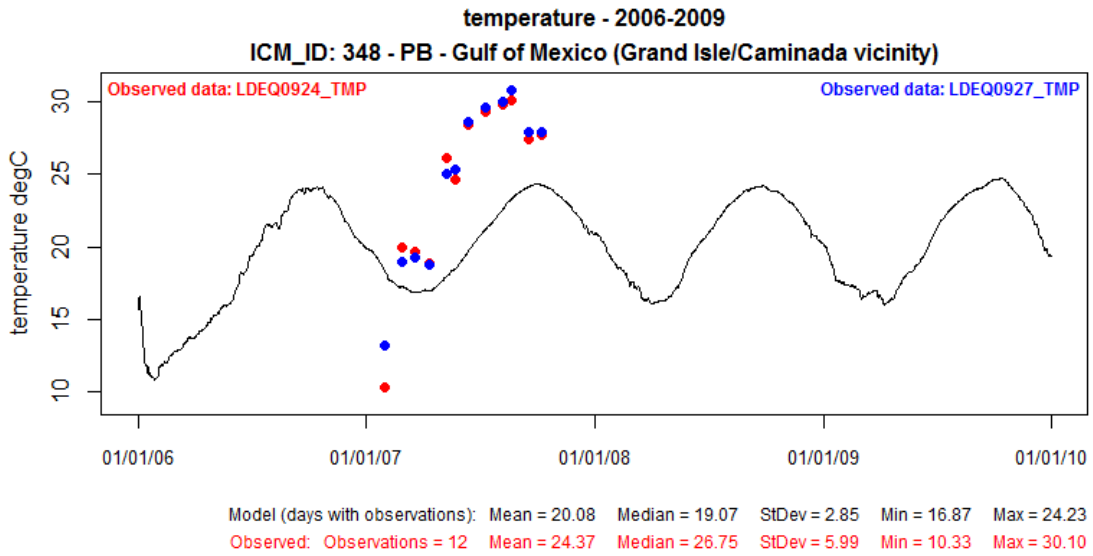


**Figure 118: Modeled Temperature ( C ) at ICM Compartment 348 (solid black line) Compared to Observed Data at LDEQ0924 for Validation Period 2006-2009.**

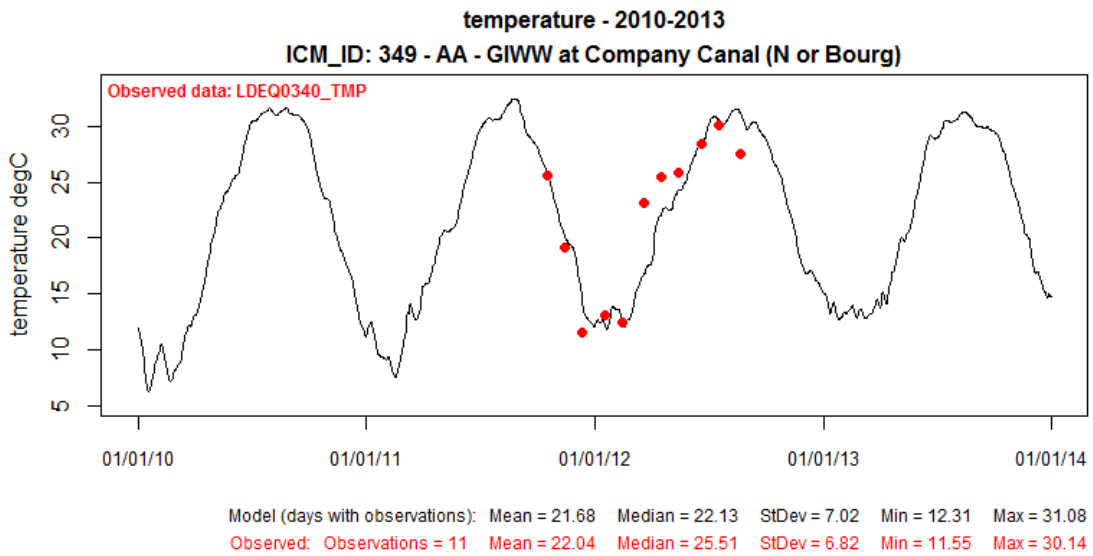


**Figure 119: Modeled Temperature ( C ) at ICM Compartment 349 (solid black line) Compared to Observed Data at LDEQ0340 for Calibration Period 2010-2013.**

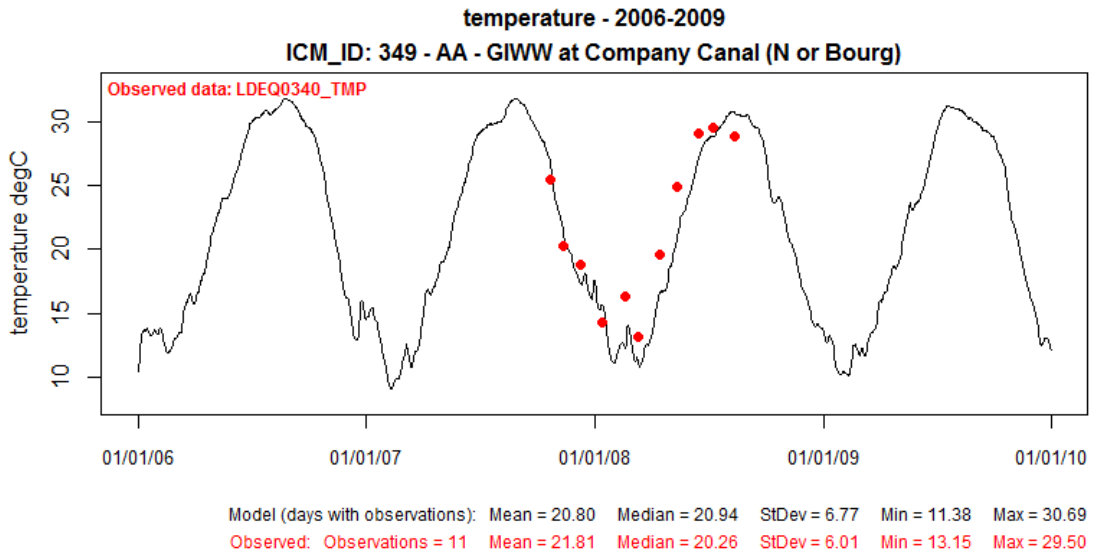


**Figure 120: Modeled Temperature ( C ) at ICM Compartment 349 (solid black line) Compared to Observed Data at LDEQ0340 for Validation Period 2006-2009.**

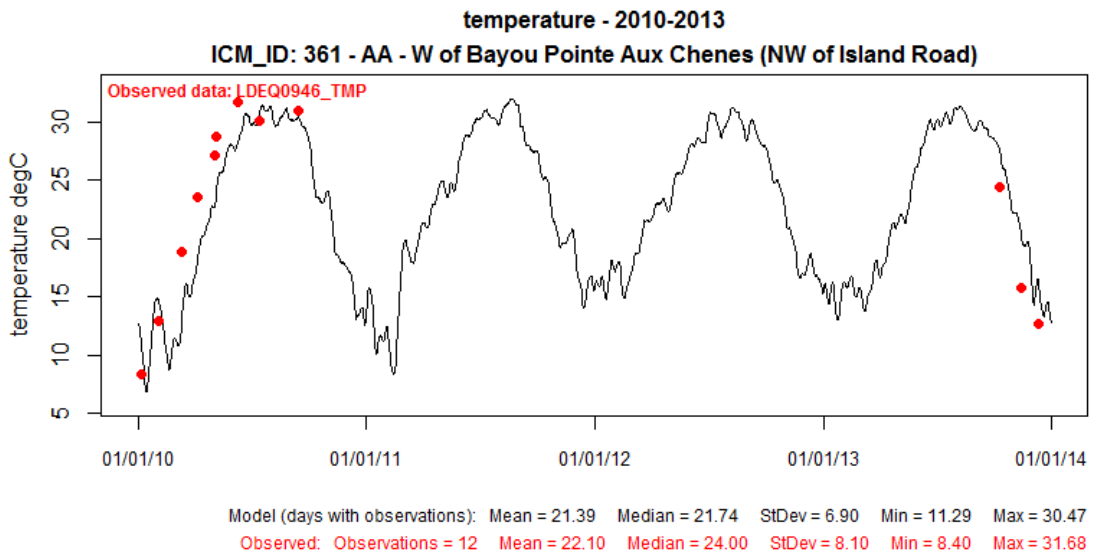


**Figure 121: Modeled Temperature ( C ) at ICM Compartment 361 (solid black line) Compared to Observed Data at LDEQ0946 for Calibration Period 2010-2013.**

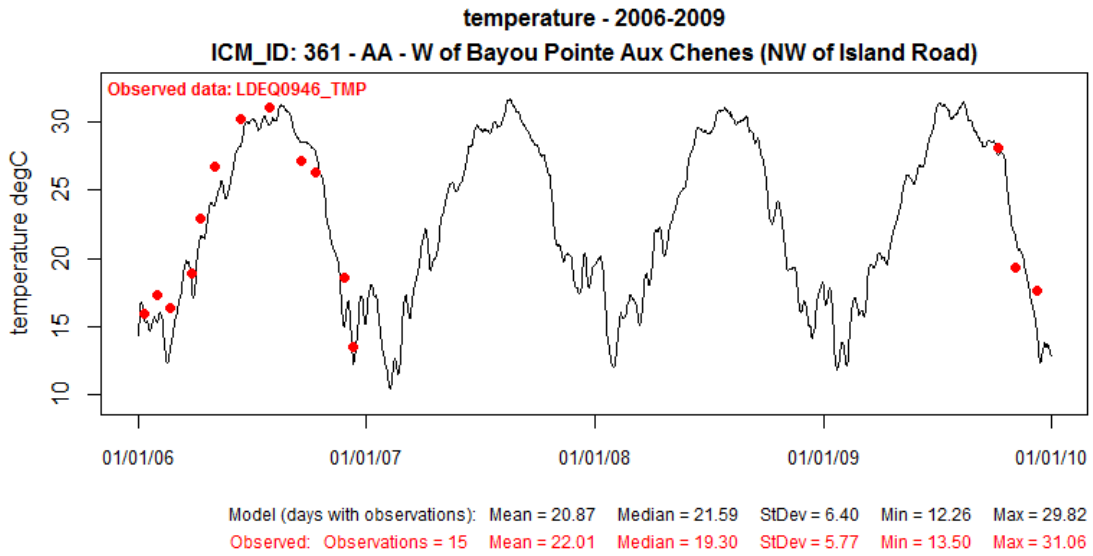


**Figure 122: Modeled Temperature ( C ) at ICM Compartment 361 (solid black line) Compared to Observed Data at LDEQ0946 for Validation Period 2006-2009.**

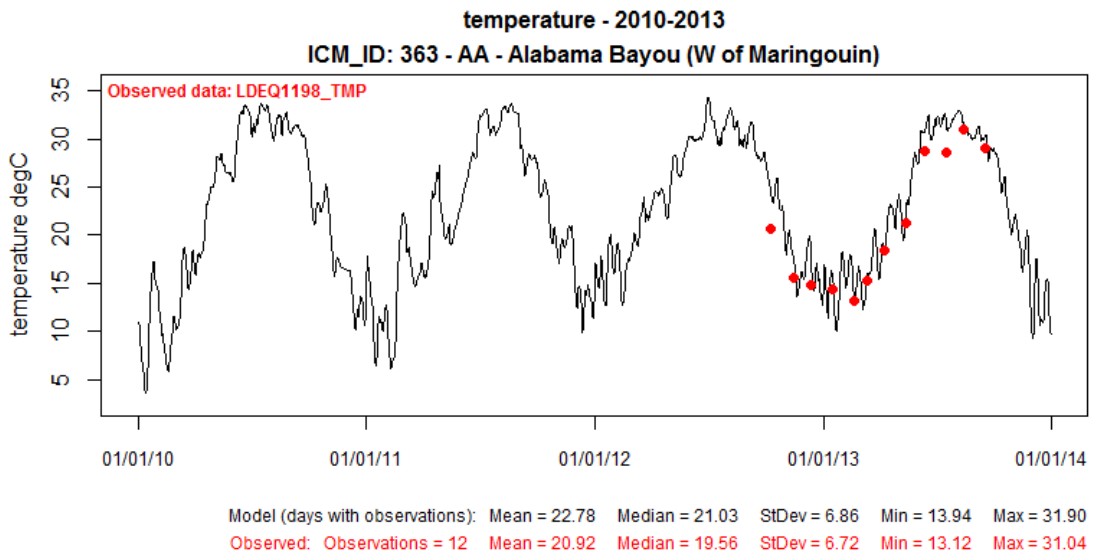


**Figure 123: Modeled Temperature ( C ) at ICM Compartment 363 (solid black line) Compared to Observed Data at LDEQ1198 for Calibration Period 2010-2013.**

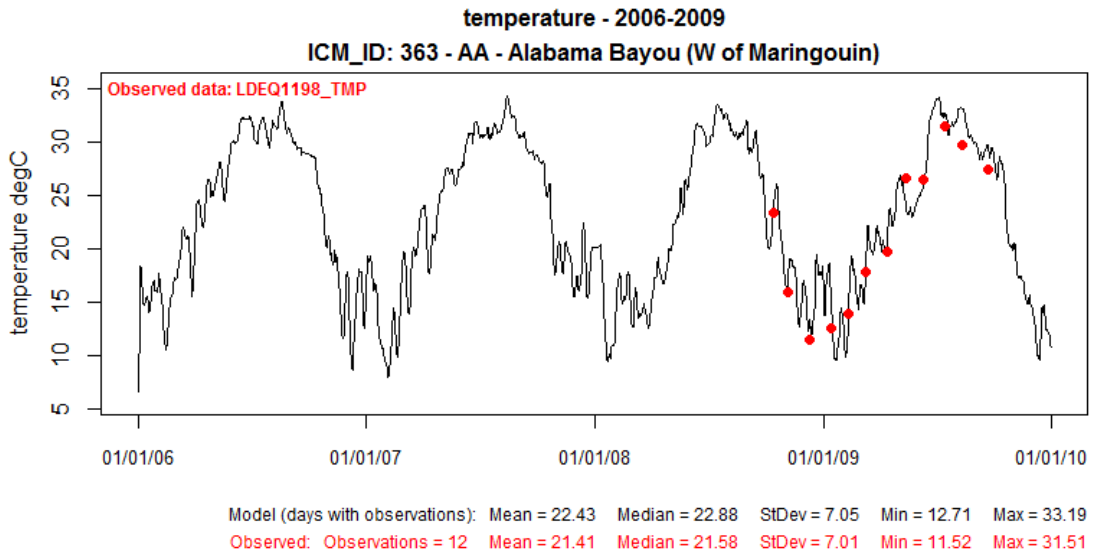


**Figure 124: Modeled Temperature ( C ) at ICM Compartment 363 (solid black line) Compared to Observed Data at LDEQ1198 for Validation Period 2006-2009.**

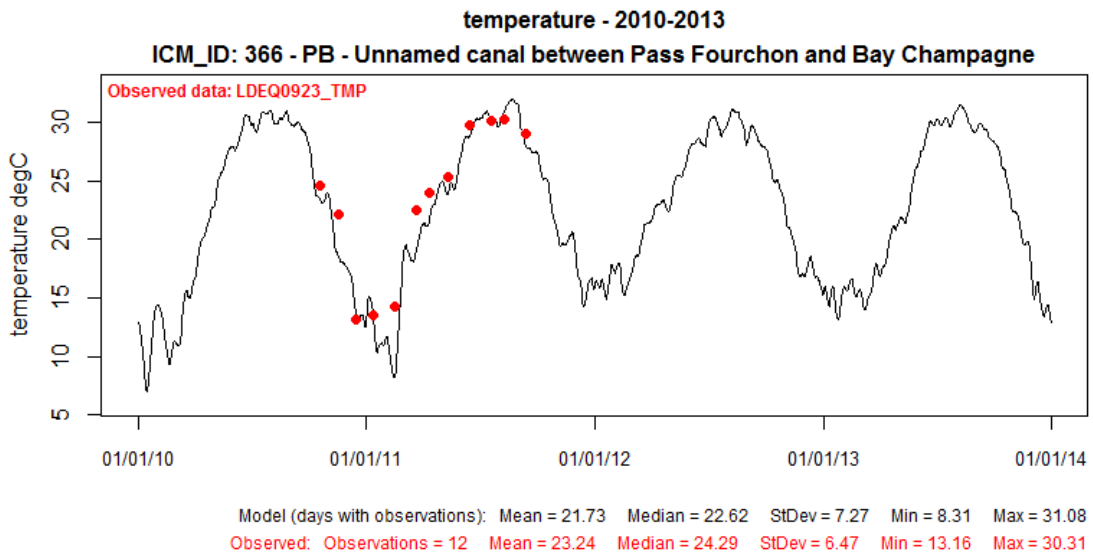


**Figure 125: Modeled Temperature ( C ) at ICM Compartment 366 (solid black line) Compared to Observed Data at LDEQ0923 for Calibration Period 2010-2013.**

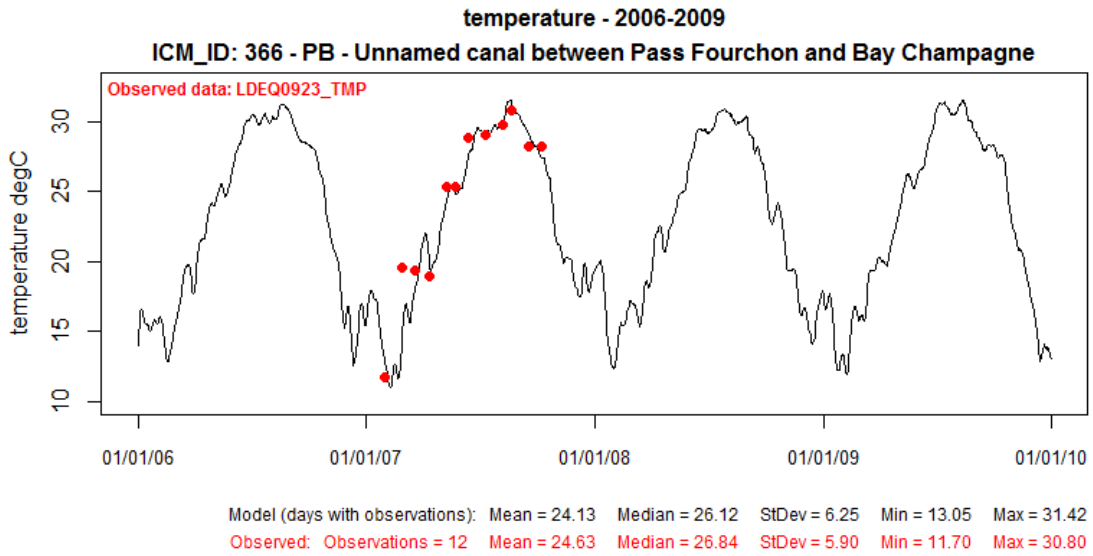


**Figure 126: Modeled Temperature ( C ) at ICM Compartment 366 (solid black line) Compared to Observed Data at LDEQ0923 for Validation Period 2006-2009.**

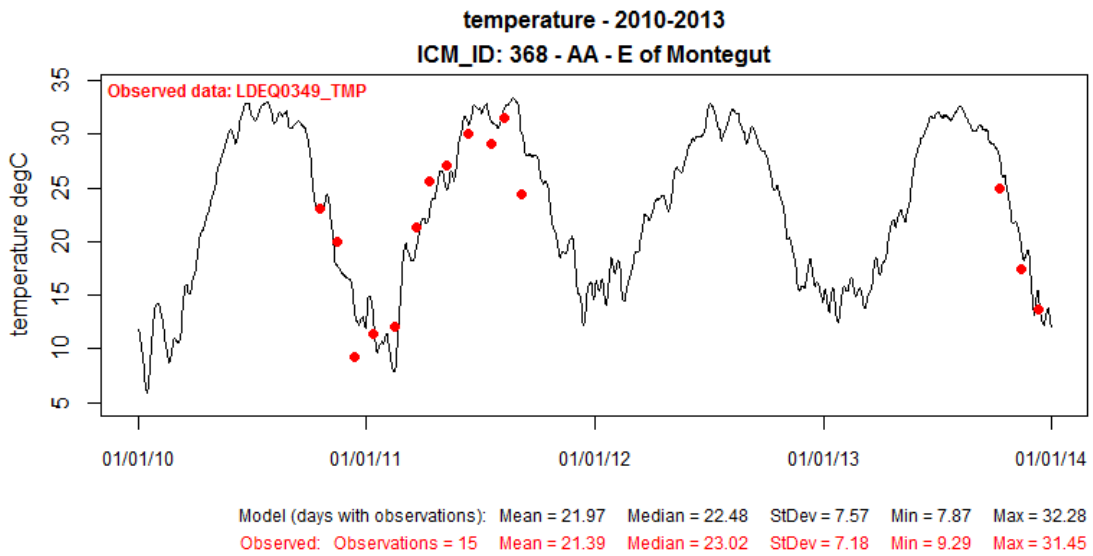


**Figure 127: Modeled Temperature ( C ) at ICM Compartment 368 (solid black line) Compared to Observed Data at LDEQ0349 for Calibration Period 2010-2013.**

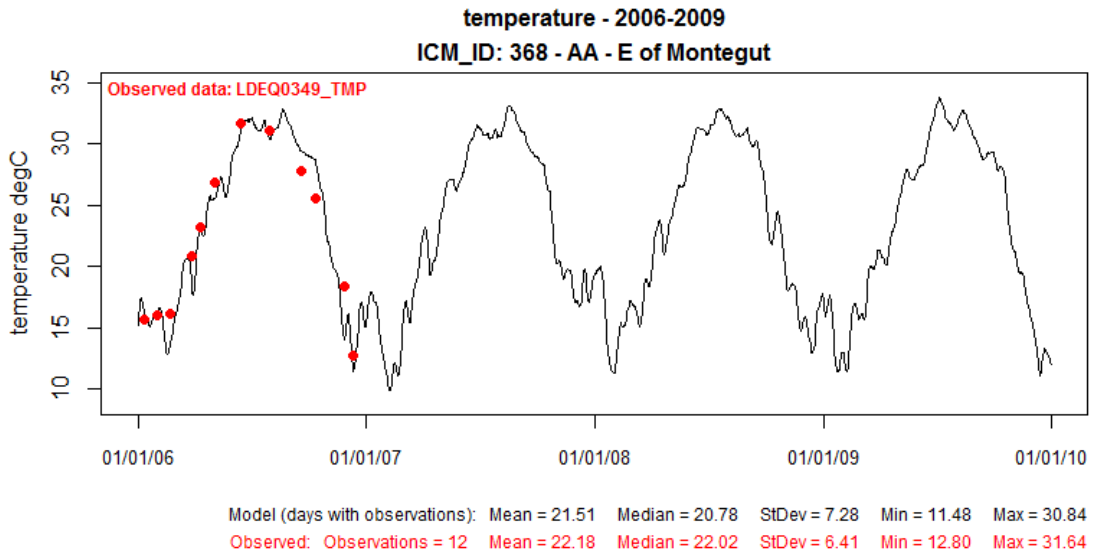


**Figure 128: Modeled Temperature ( C ) at ICM Compartment 368 (solid black line) Compared to Observed Data at LDEQ0349 for Validation Period 2006-2009.**

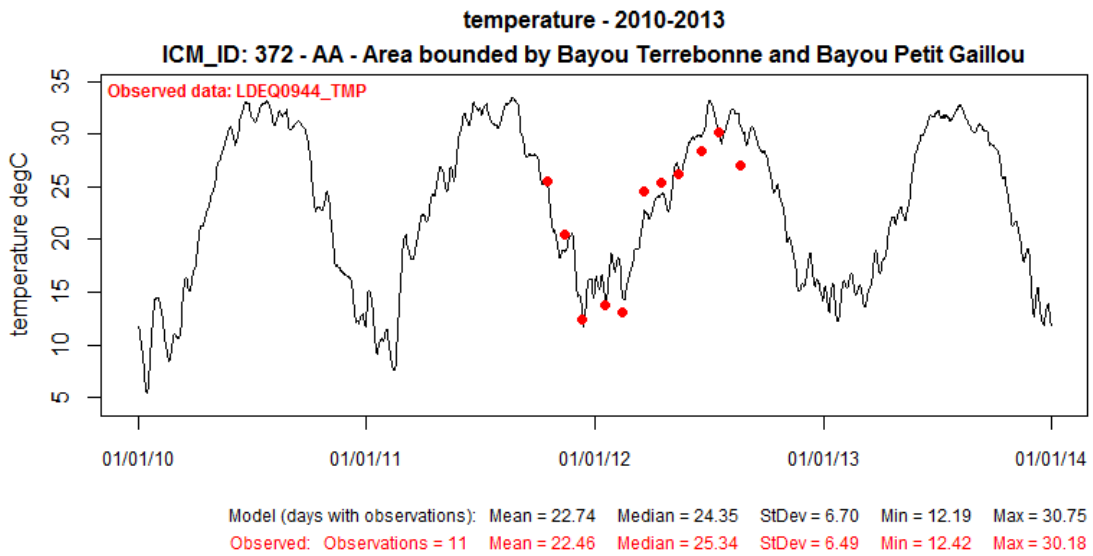


**Figure 129: Modeled Temperature ( C ) at ICM Compartment 372 (solid black line) Compared to Observed Data at LDEQ0944 for Calibration Period 2010-2013.**

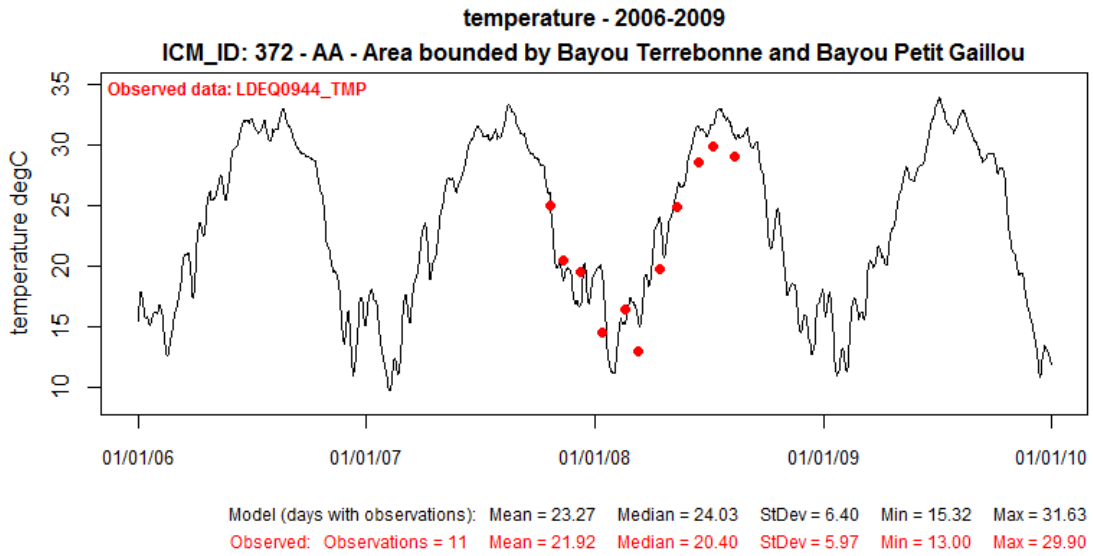


**Figure 130: Modeled Temperature ( C ) at ICM Compartment 372 (solid black line) Compared to Observed Data at LDEQ0944 for Validation Period 2006-2009.**

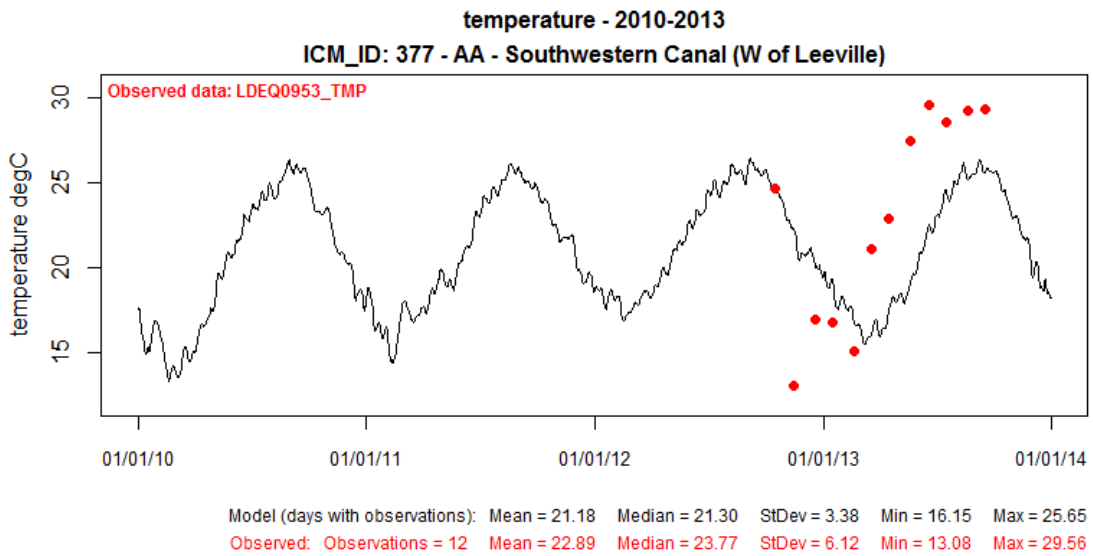


**Figure 131: Modeled Temperature ( C ) at ICM Compartment 377 (solid black line) Compared to Observed Data at LDEQ0953 for Calibration Period 2010-2013.**

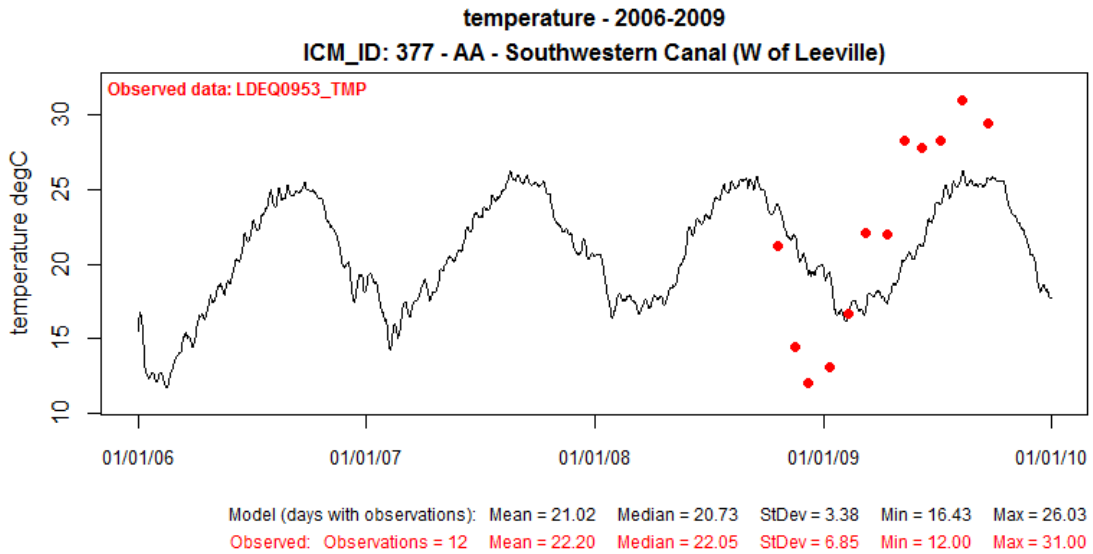


**Figure 132: Modeled Temperature ( C ) at ICM Compartment 377 (solid black line) Compared to Observed Data at LDEQ0953 for Validation Period 2006-2009.**

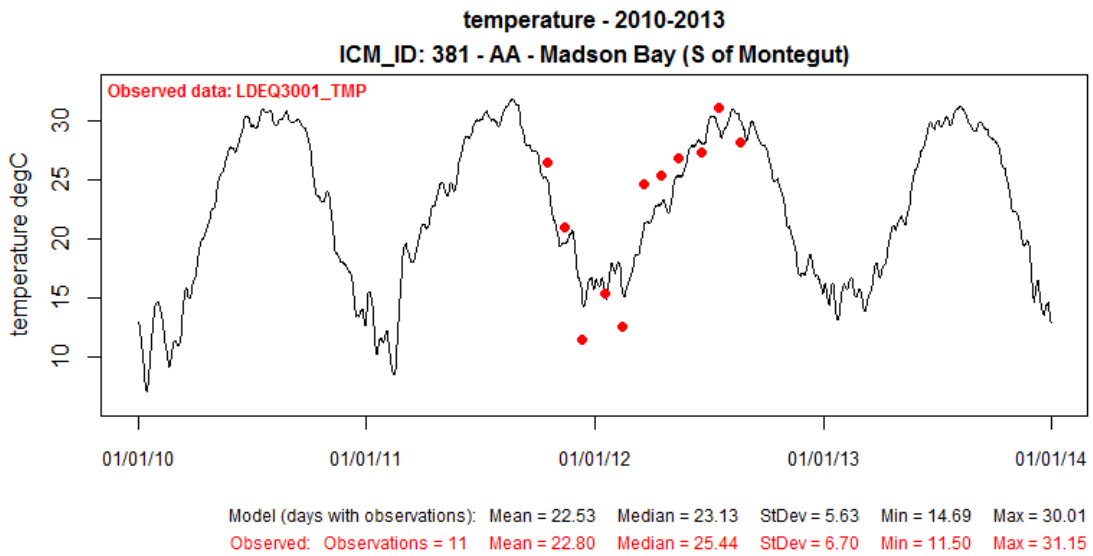


**Figure 133: Modeled Temperature ( C ) at ICM Compartment 381 (solid black line) Compared to Observed Data at LDEQ3001 for Calibration Period 2010-2013.**

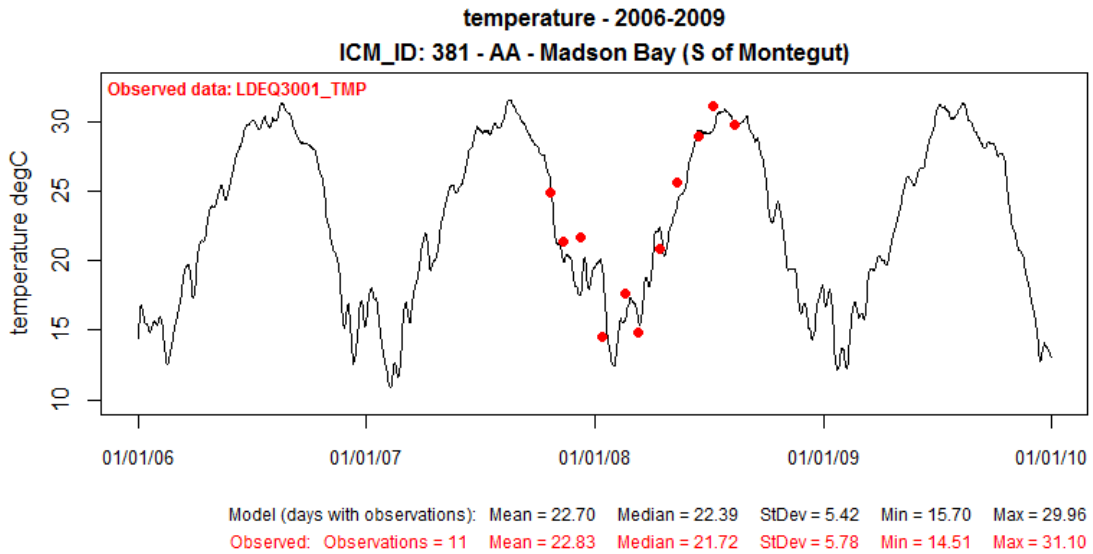


**Figure 134: Modeled Temperature ( C ) at ICM Compartment 381 (solid black line) Compared to Observed Data at LDEQ3001 for Validation Period 2006-2009.**

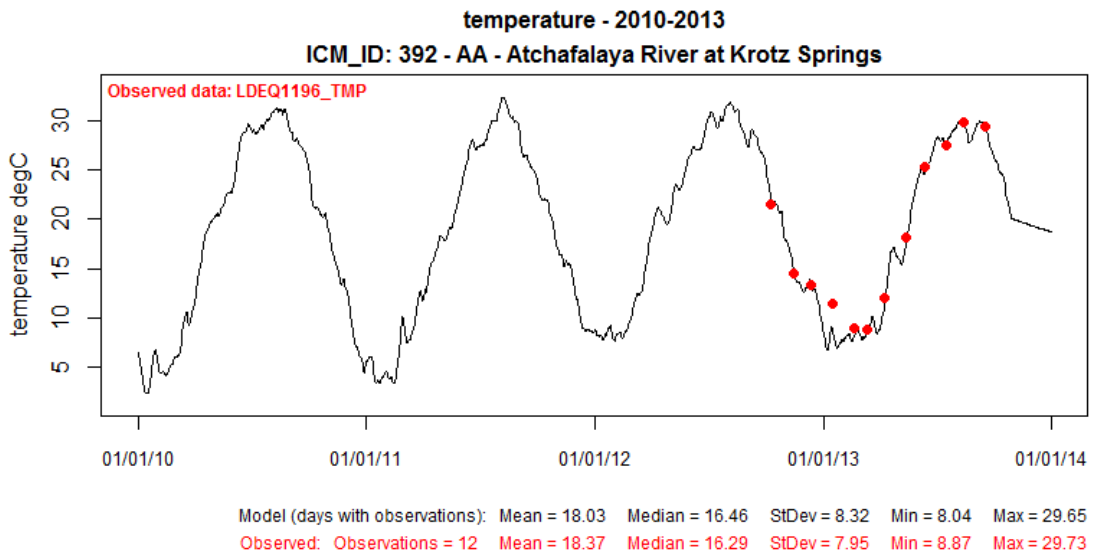


**Figure 135: Modeled Temperature ( C ) at ICM Compartment 392 (solid black line) Compared to Observed Data at LDEQ1196 for Calibration Period 2010-2013.**

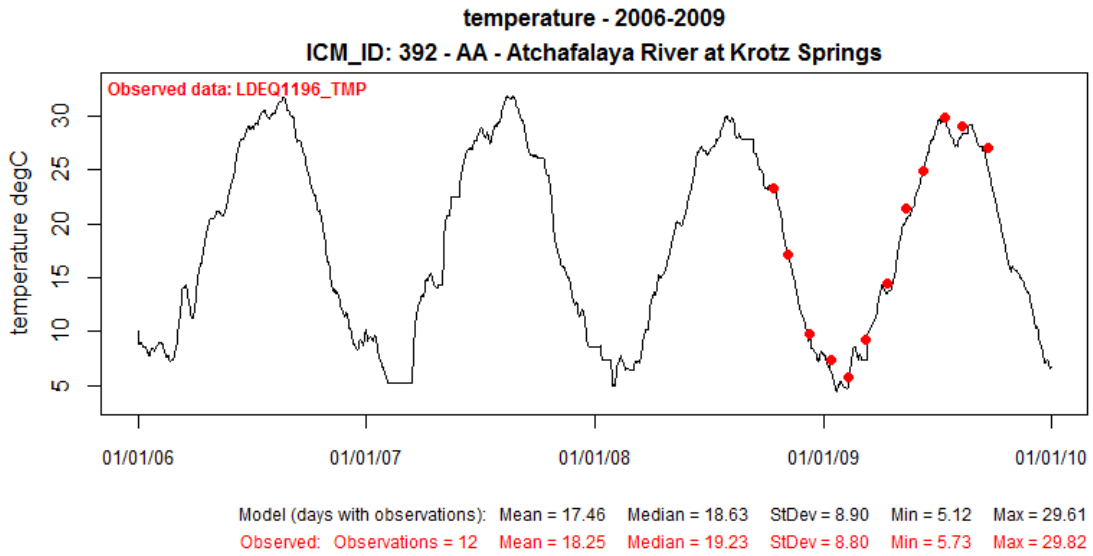


**Figure 136: Modeled Temperature ( C ) at ICM Compartment 392 (solid black line) Compared to Observed Data at LDEQ1196 for Validation Period 2006-2009.**

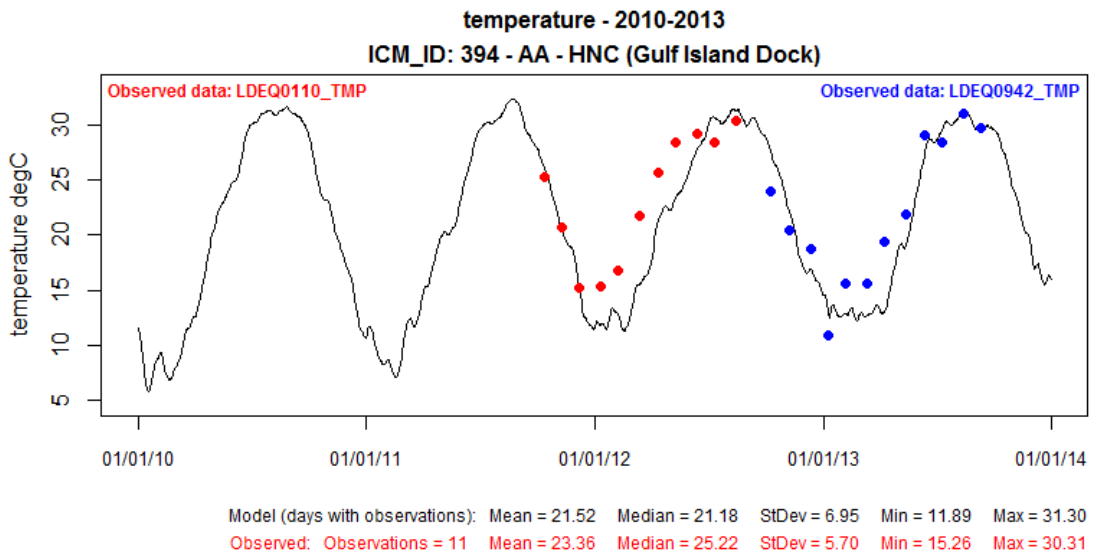


**Figure 137: Modeled Temperature ( C ) at ICM Compartment 394 (solid black line) Compared to Observed Data at LDEQ0110 for Calibration Period 2010-2013.**

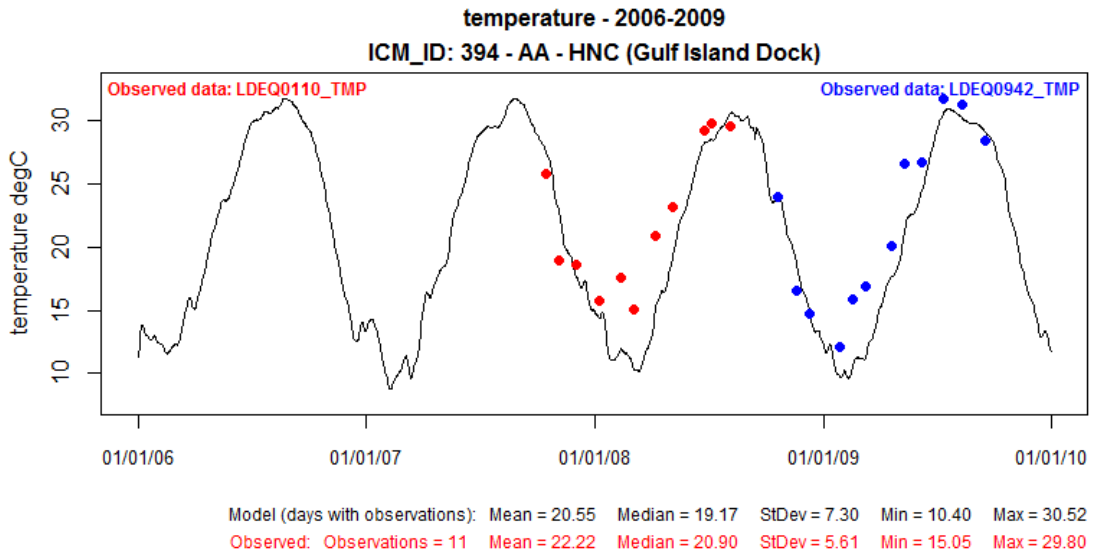


**Figure 138: Modeled Temperature ( C ) at ICM Compartment 394 (solid black line) Compared to Observed Data at LDEQ0110 for Validation Period 2006-2009.**

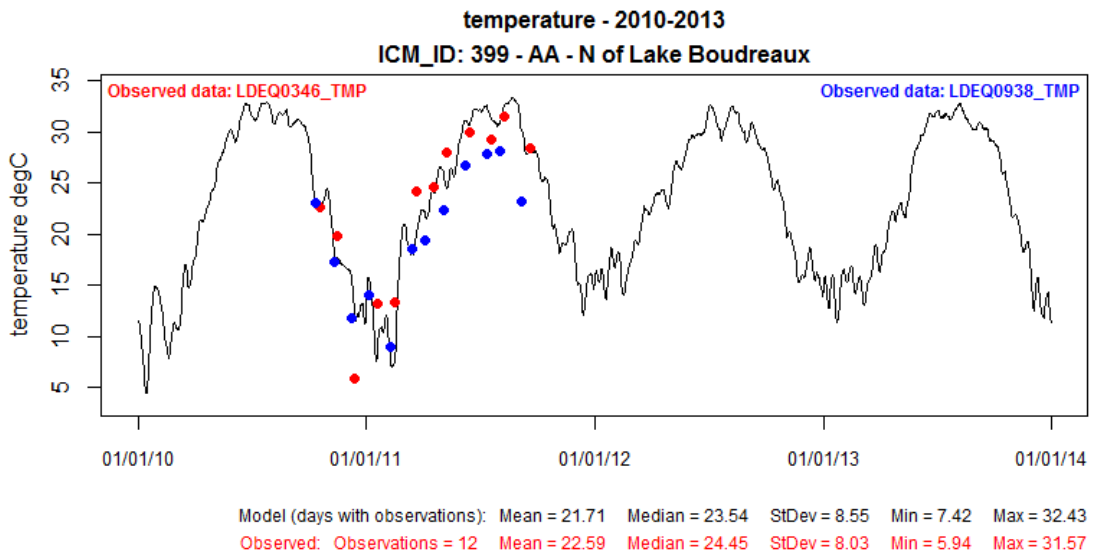


**Figure 139: Modeled Temperature ( C ) at ICM Compartment 399 (solid black line) Compared to Observed Data at LDEQ0346 for Calibration Period 2010-2013.**

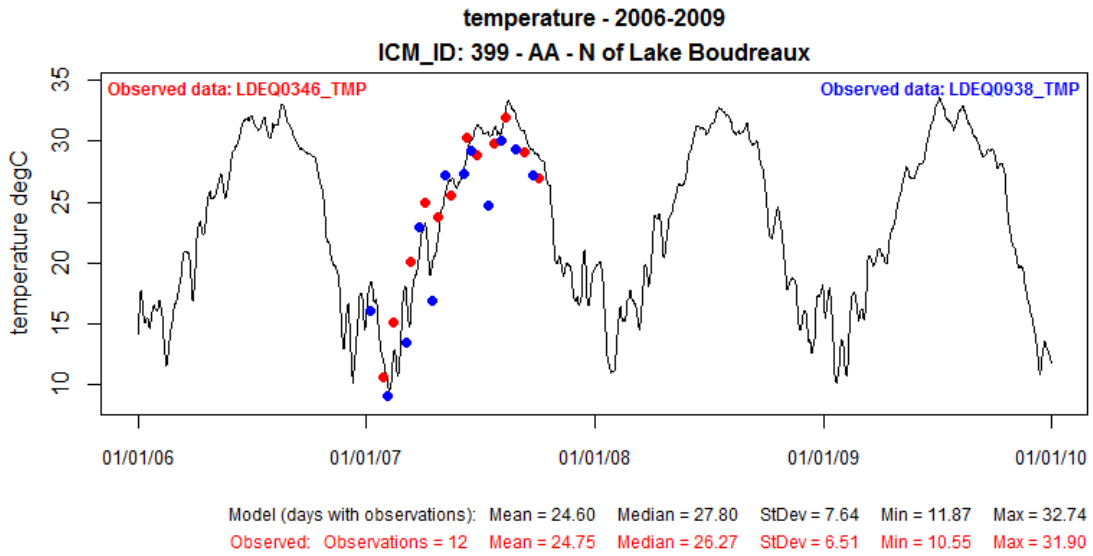


**Figure 140: Modeled Temperature ( C ) at ICM Compartment 399 (solid black line) Compared to Observed Data at LDEQ0346 for Validation Period 2006-2009.**

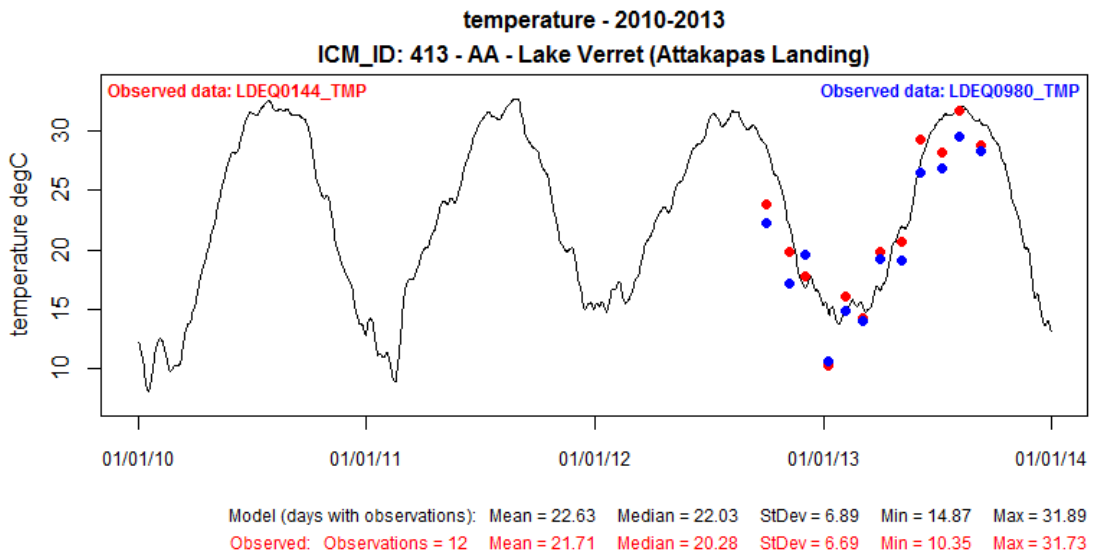


**Figure 141: Modeled Temperature ( C ) at ICM Compartment 413 (solid black line) Compared to Observed Data at LDEQ0144 for Calibration Period 2010-2013.**

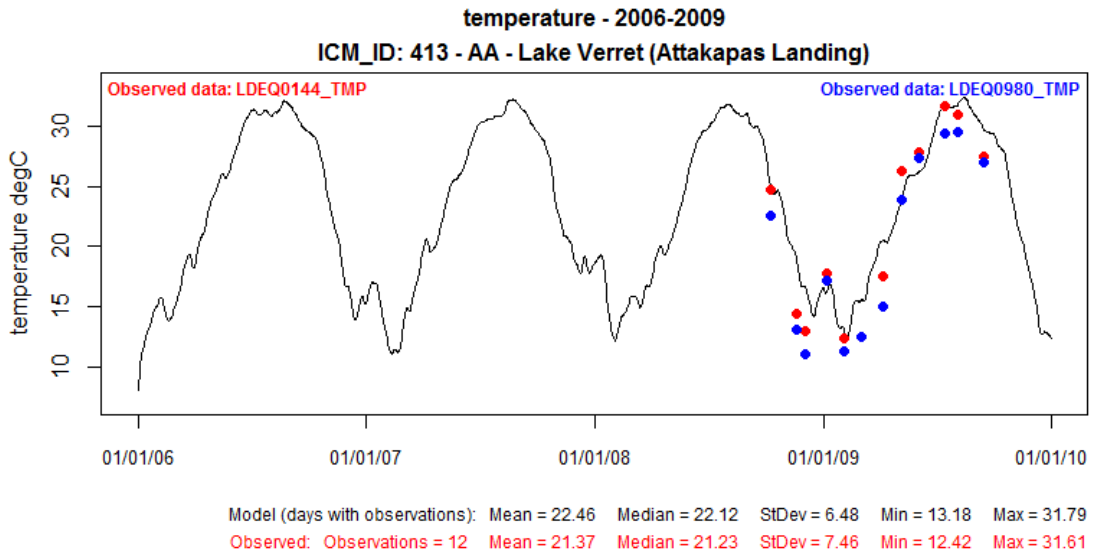


**Figure 142: Modeled Temperature ( C ) at ICM Compartment 413 (solid black line) Compared to Observed Data at LDEQ0144 for Validation Period 2006-2009.**

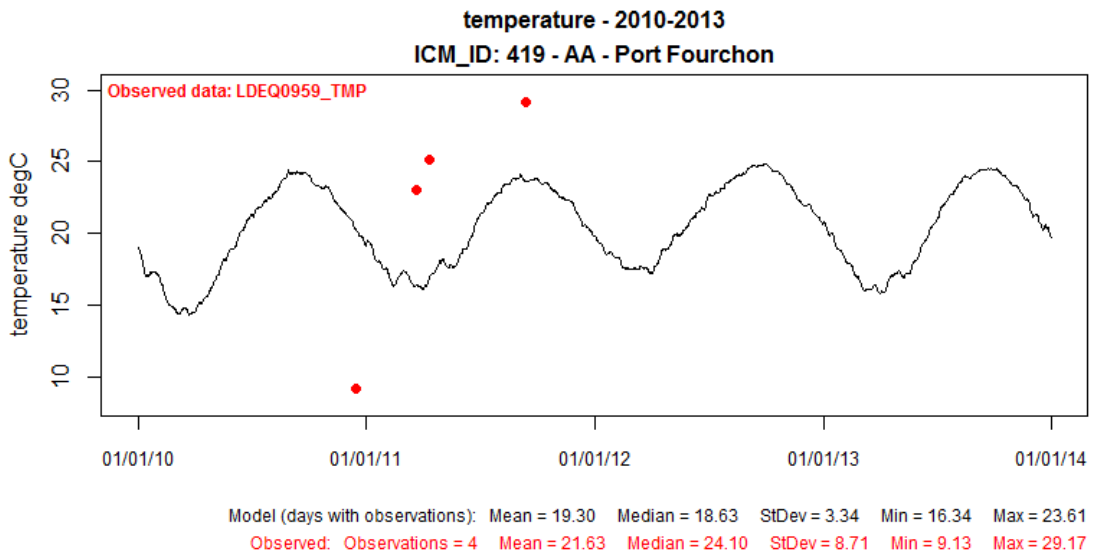


**Figure 143: Modeled Temperature ( C ) at ICM Compartment 419 (solid black line) Compared to Observed Data at LDEQ0959 for Calibration Period 2010-2013.**

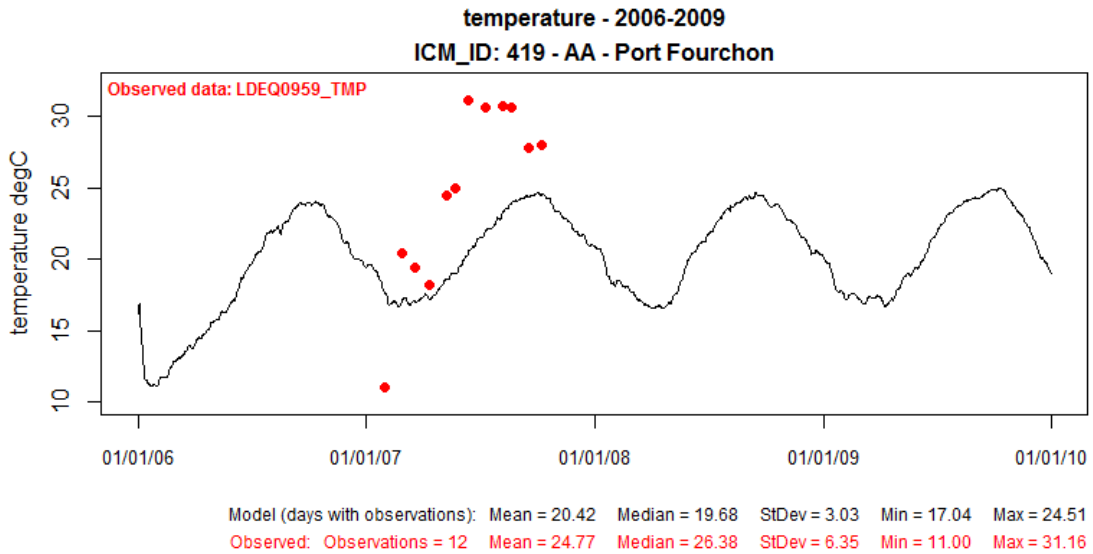


**Figure 144: Modeled Temperature ( C ) at ICM Compartment 419 (solid black line) Compared to Observed Data at LDEQ0959 for Validation Period 2006-2009.**

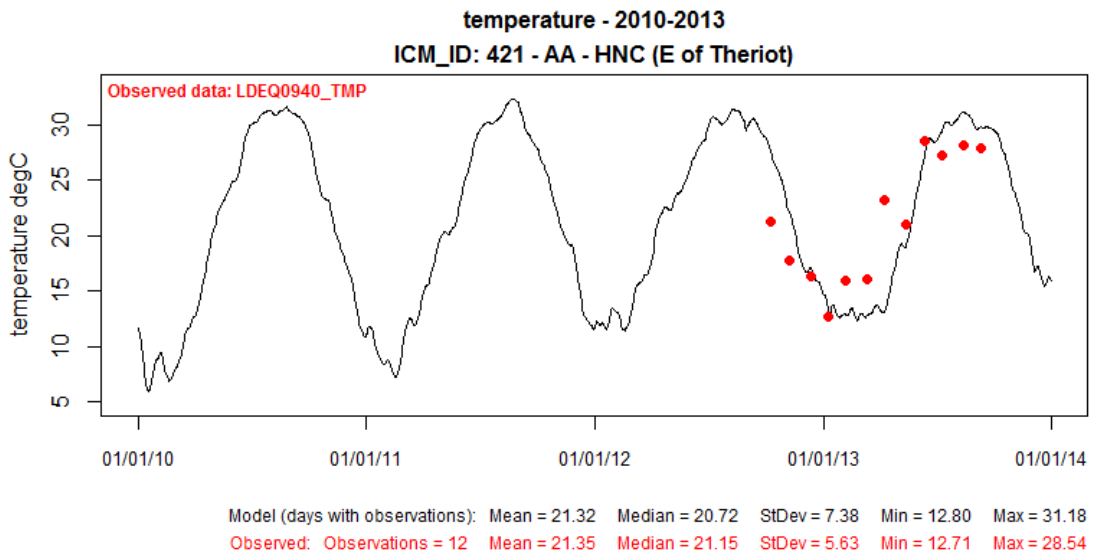


**Figure 145: Modeled Temperature ( C ) at ICM Compartment 421 (solid black line) Compared to Observed Data at LDEQ0940 for Calibration Period 2010-2013.**

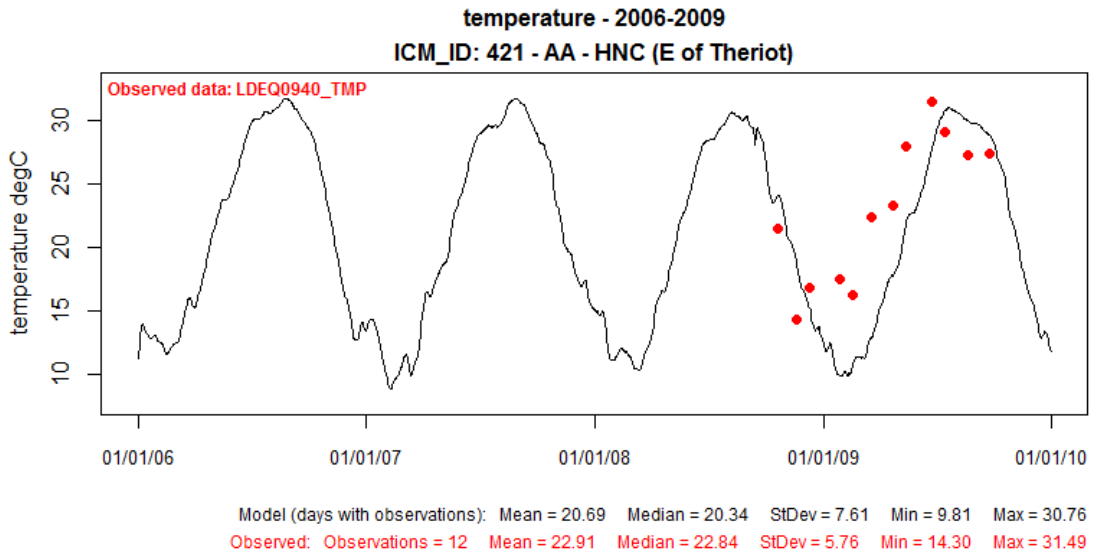


**Figure 146: Modeled Temperature ( C ) at ICM Compartment 421 (solid black line) Compared to Observed Data at LDEQ0940 for Validation Period 2006-2009.**

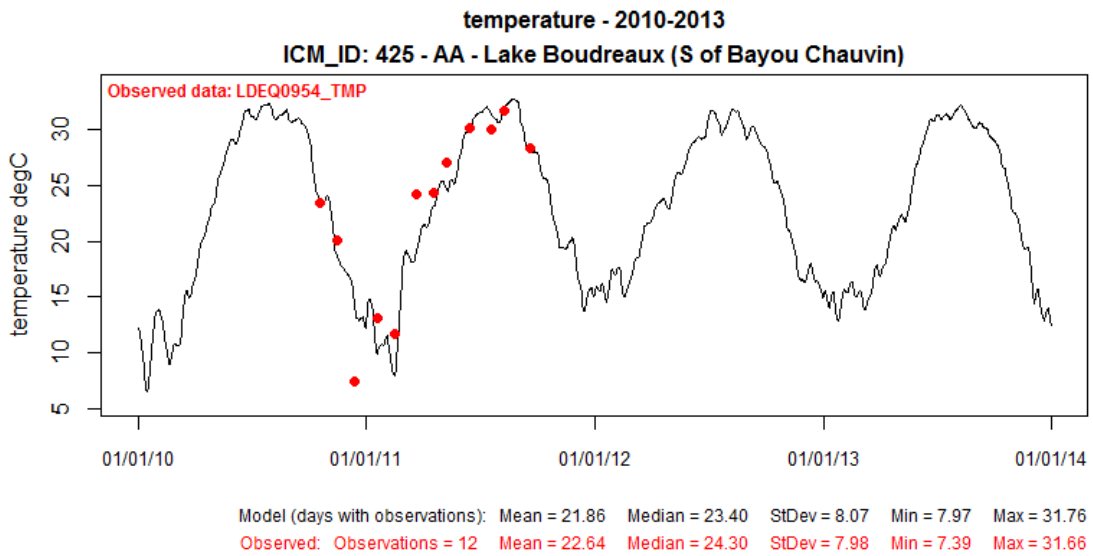


**Figure 147: Modeled Temperature ( C ) at ICM Compartment 425 (solid black line) Compared to Observed Data at LDEQ0954 for Calibration Period 2010-2013.**

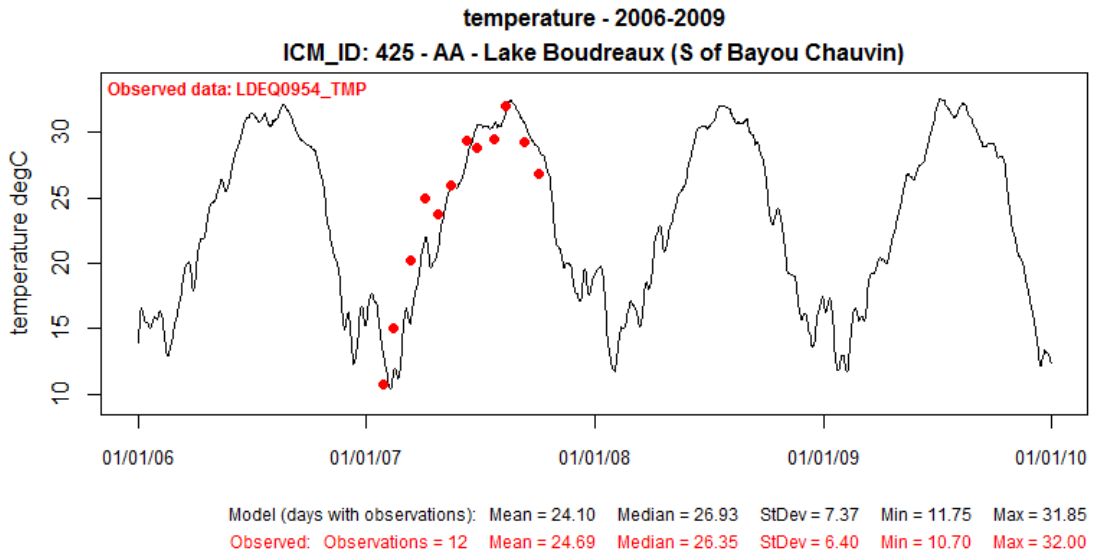


**Figure 148: Modeled Temperature ( C ) at ICM Compartment 425 (solid black line) Compared to Observed Data at LDEQ0954 for Validation Period 2006-2009.**

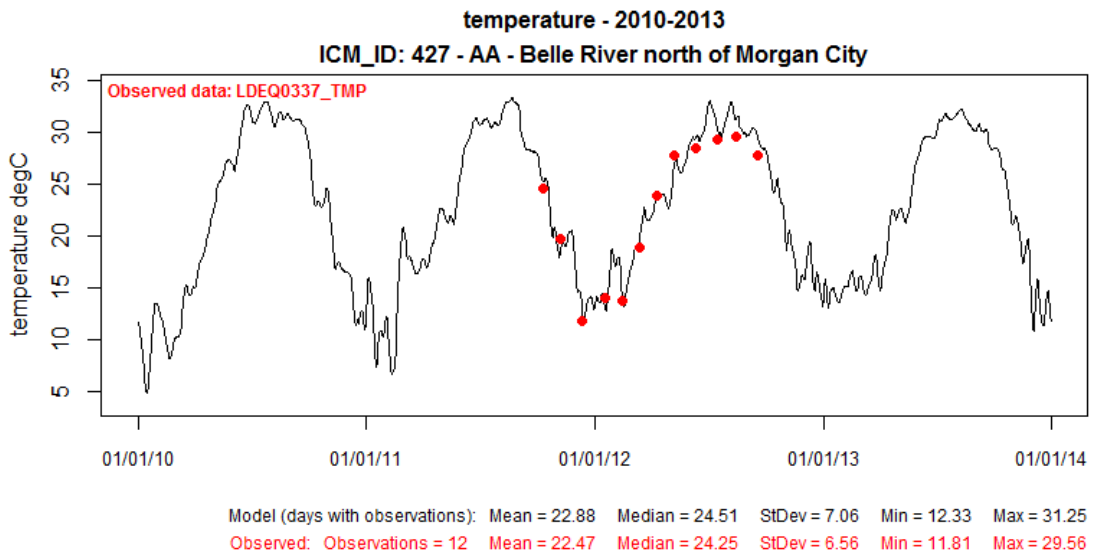


**Figure 149: Modeled Temperature ( C ) at ICM Compartment 427 (solid black line) Compared to Observed Data at LDEQ0337 for Calibration Period 2010-2013.**

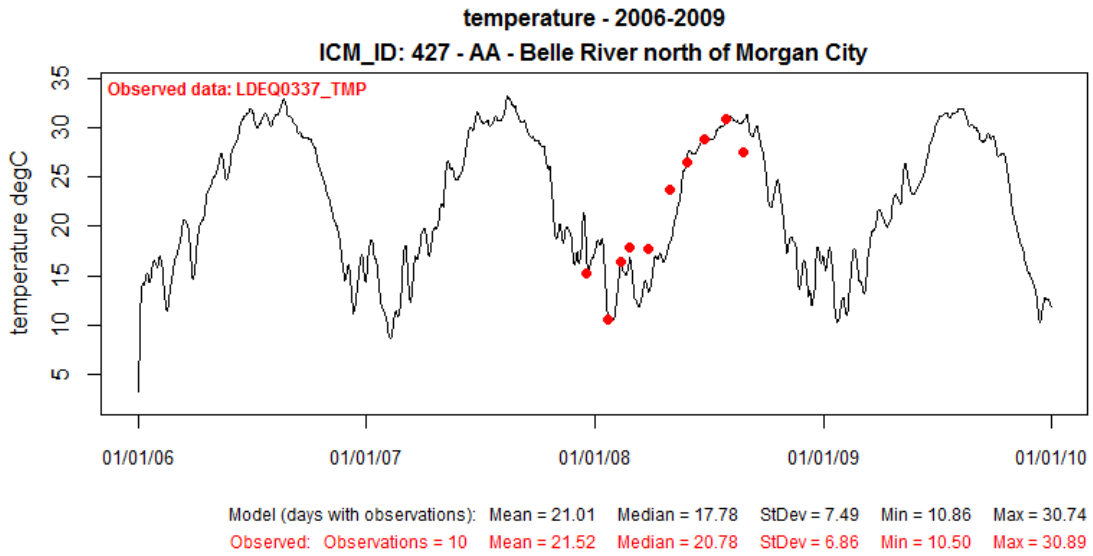


**Figure 150: Modeled Temperature ( C ) at ICM Compartment 427 (solid black line) Compared to Observed Data at LDEQ0337 for Validation Period 2006-2009.**

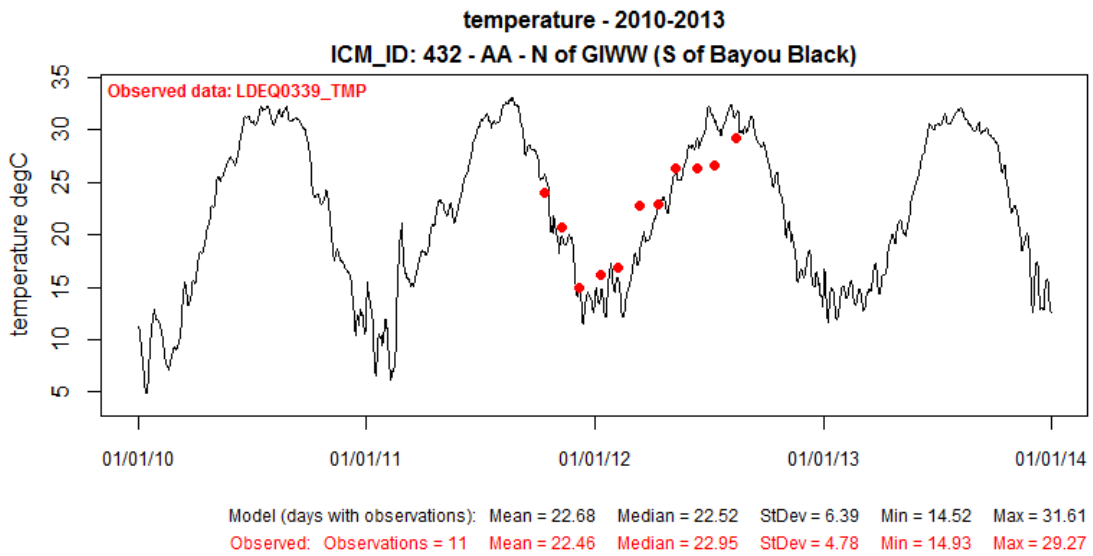


**Figure 151: Modeled Temperature ( C ) at ICM Compartment 432 (solid black line) Compared to Observed Data at LDEQ0339 for Calibration Period 2010-2013.**

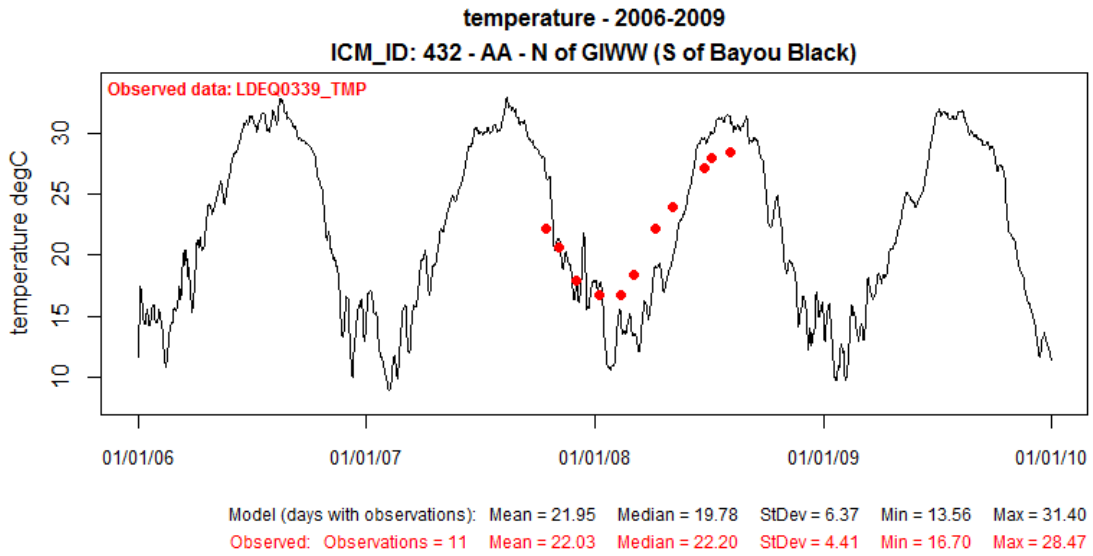


**Figure 152: Modeled Temperature ( C ) at ICM Compartment 432 (solid black line) Compared to Observed Data at LDEQ0339 for Validation Period 2006-2009.**

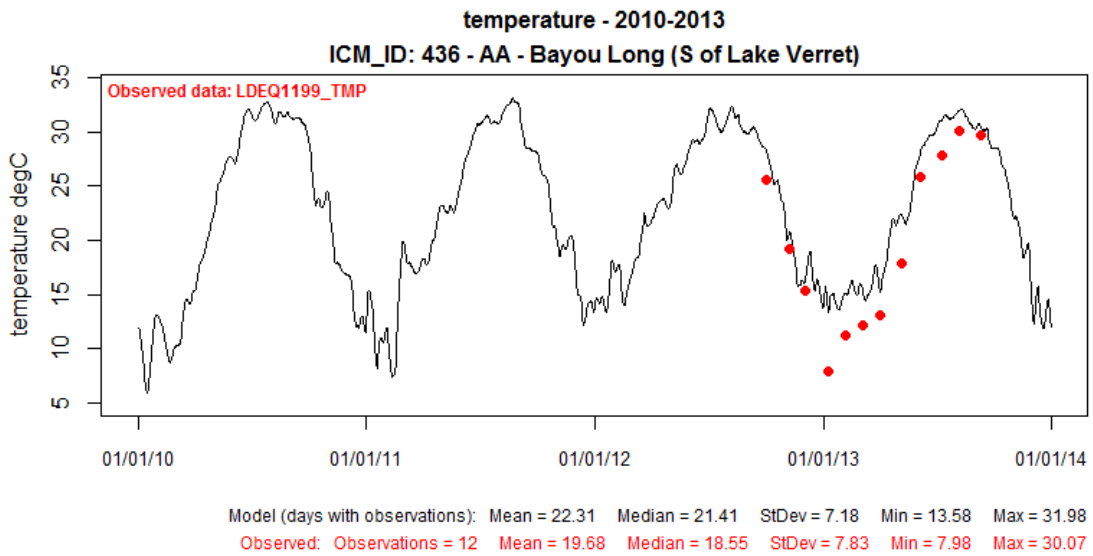


**Figure 153: Modeled Temperature ( C ) at ICM Compartment 436 (solid black line) Compared to Observed Data at LDEQ1199 for Calibration Period 2010-2013.**

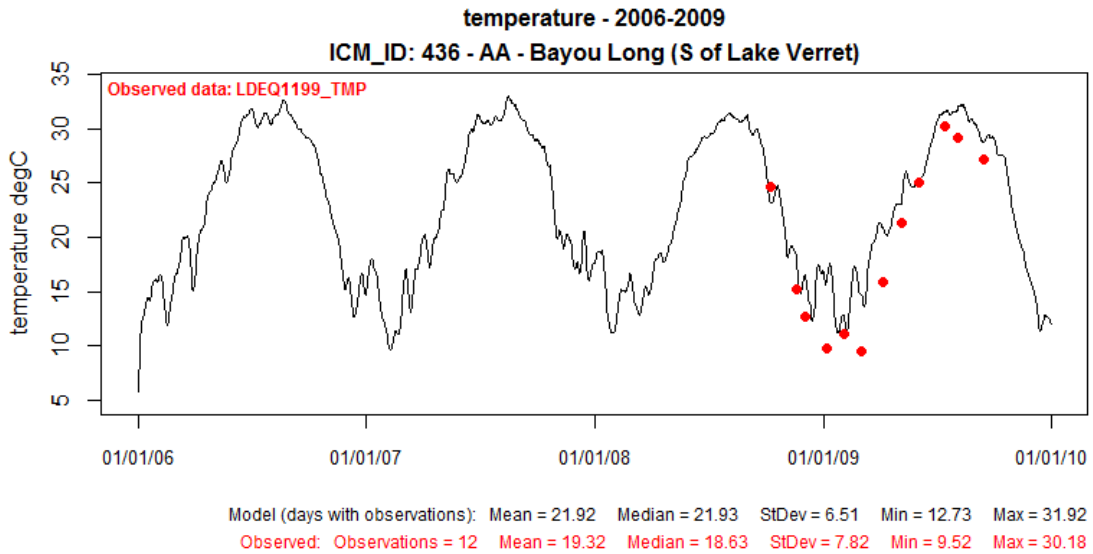


**Figure 154: Modeled Temperature ( C ) at ICM Compartment 436 (solid black line) Compared to Observed Data at LDEQ1199 for Validation Period 2006-2009.**

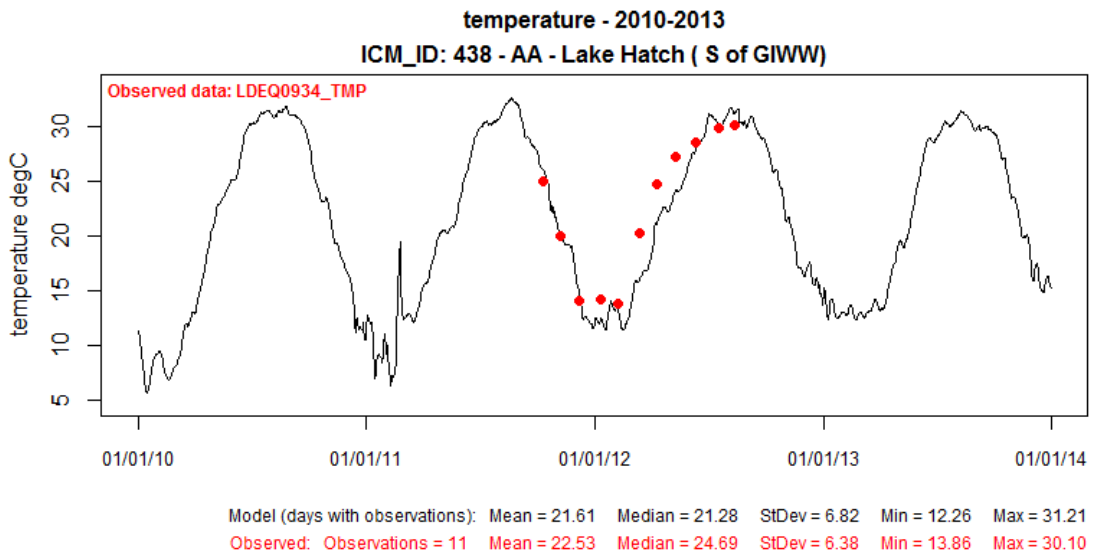


**Figure 155: Modeled Temperature ( C ) at ICM Compartment 438 (solid black line) Compared to Observed Data at LDEQ0934 for Calibration Period 2010-2013.**

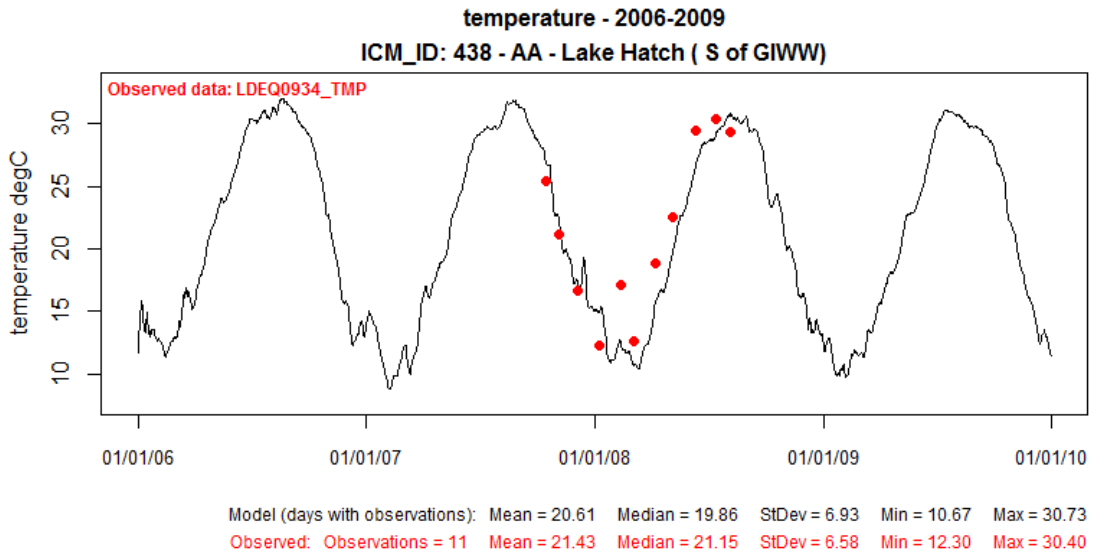


**Figure 156: Modeled Temperature ( C ) at ICM Compartment 438 (solid black line) Compared to Observed Data at LDEQ0934 for Validation Period 2006-2009.**

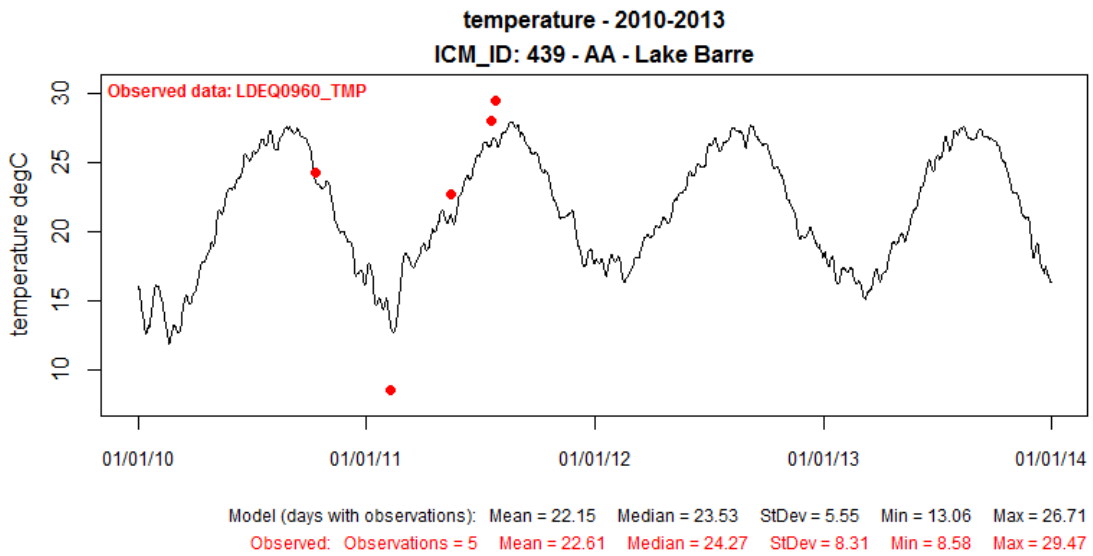


**Figure 157: Modeled Temperature ( C ) at ICM Compartment 439 (solid black line) Compared to Observed Data at LDEQ0960 for Calibration Period 2010-2013.**

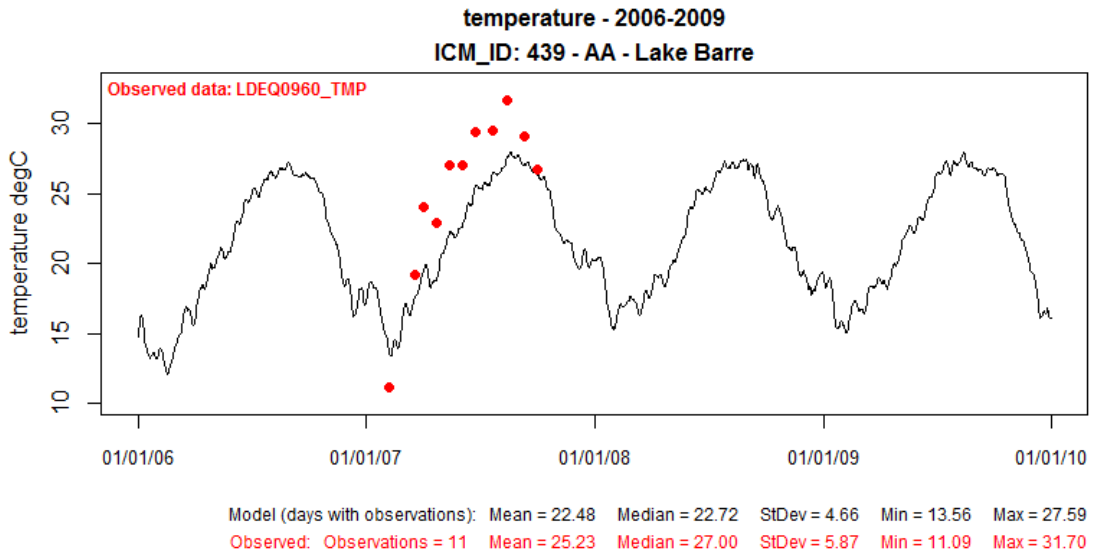


**Figure 158: Modeled Temperature ( C ) at ICM Compartment 439 (solid black line) Compared to Observed Data at LDEQ0960 for Validation Period 2006-2009.**

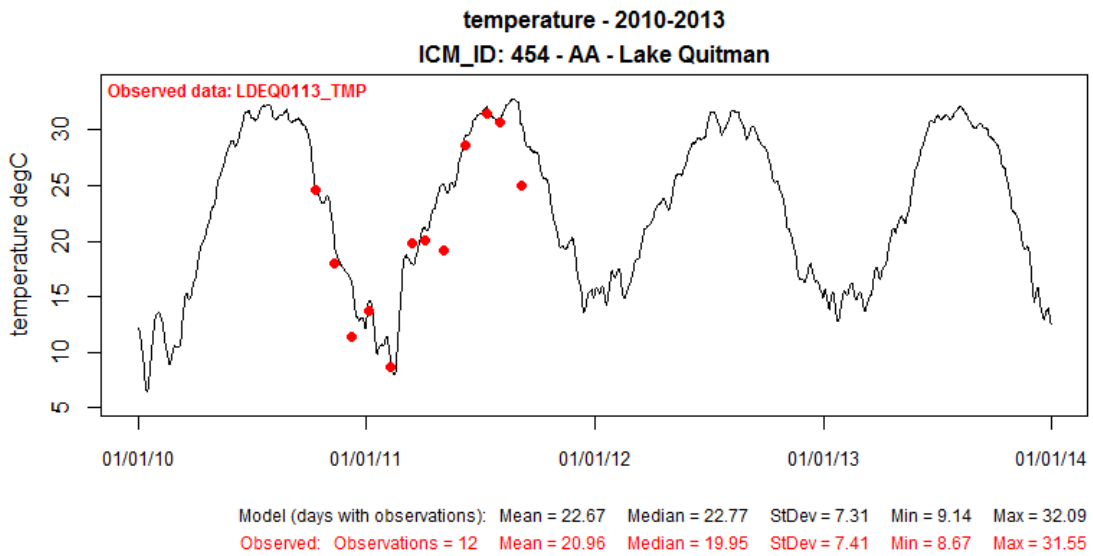


**Figure 159: Modeled Temperature ( C ) at ICM Compartment 454 (solid black line) Compared to Observed Data at LDEQ0113 for Calibration Period 2010-2013.**

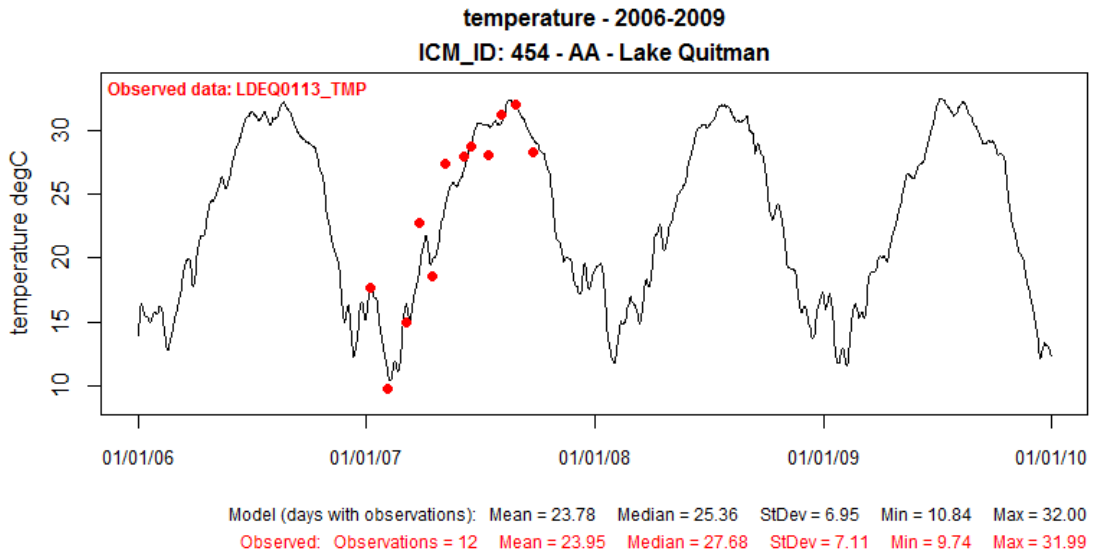


**Figure 160: Modeled Temperature ( C ) at ICM Compartment 454 (solid black line) Compared to Observed Data at LDEQ0113 for Validation Period 2006-2009.**

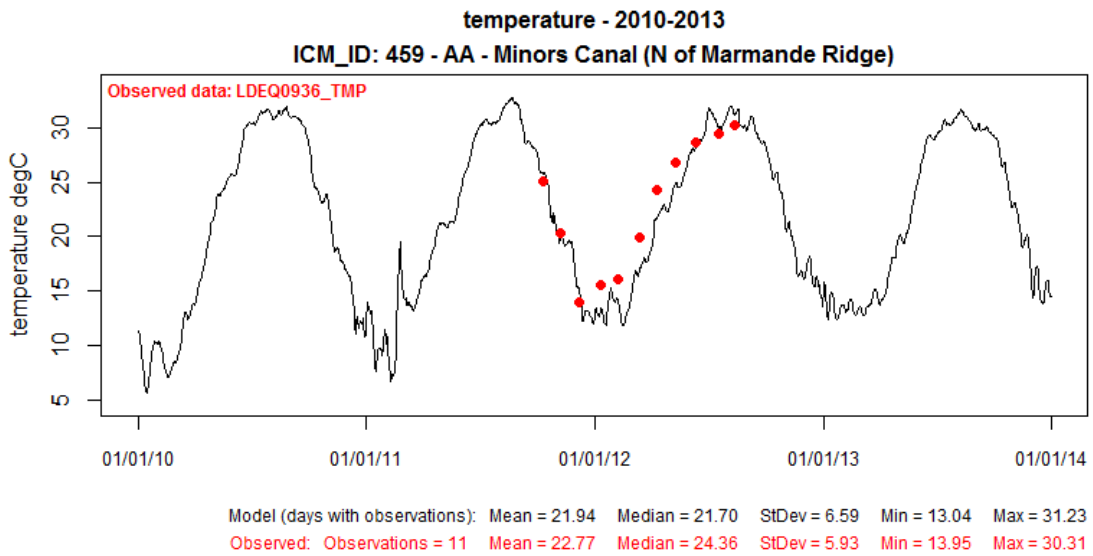


**Figure 161: Modeled Temperature ( C ) at ICM Compartment 459 (solid black line) Compared to Observed Data at LDEQ0936 for Calibration Period 2010-2013.**

**Figure 162: No Validation Figure for ICM Compartment 459.**

DRAFT

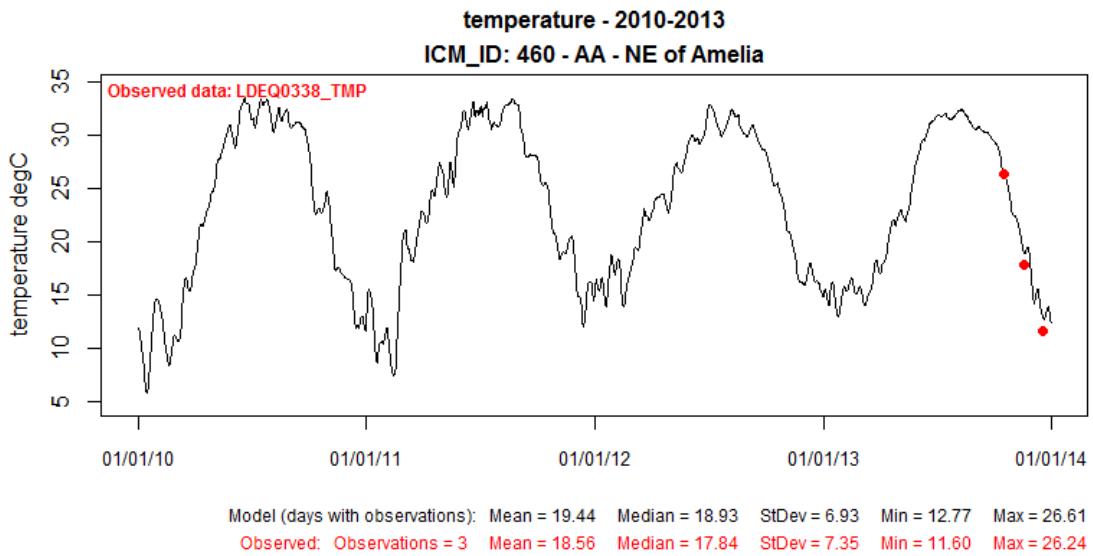


**Figure 163: Modeled Temperature ( C ) at ICM Compartment 460 (solid black line) Compared to Observed Data at LDEQ0338 for Calibration Period 2010-2013.**

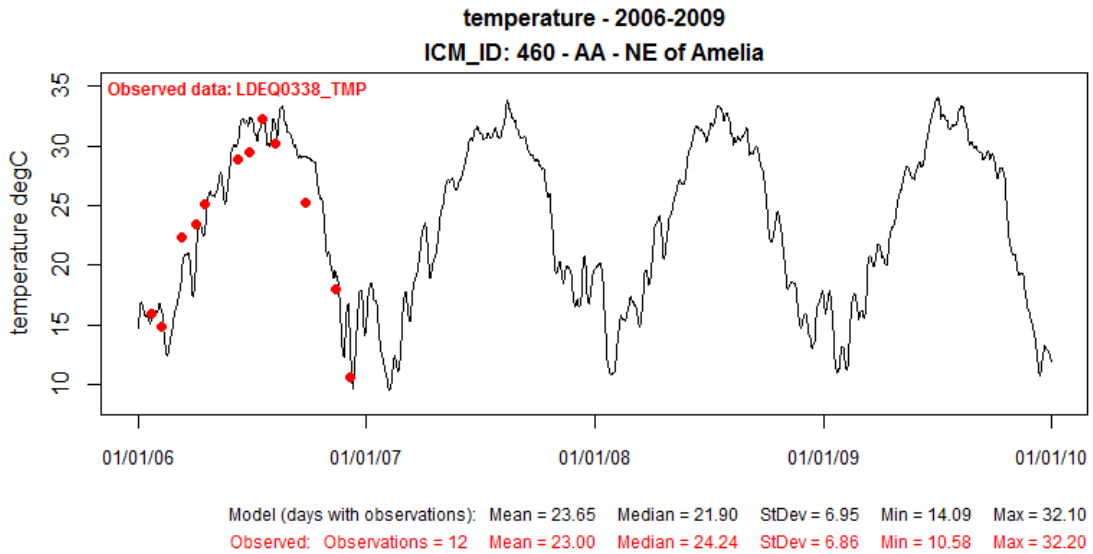


**Figure 164: Modeled Temperature ( C ) at ICM Compartment 460 (solid black line) Compared to Observed Data at LDEQ0338 for Validation Period 2006-2009.**

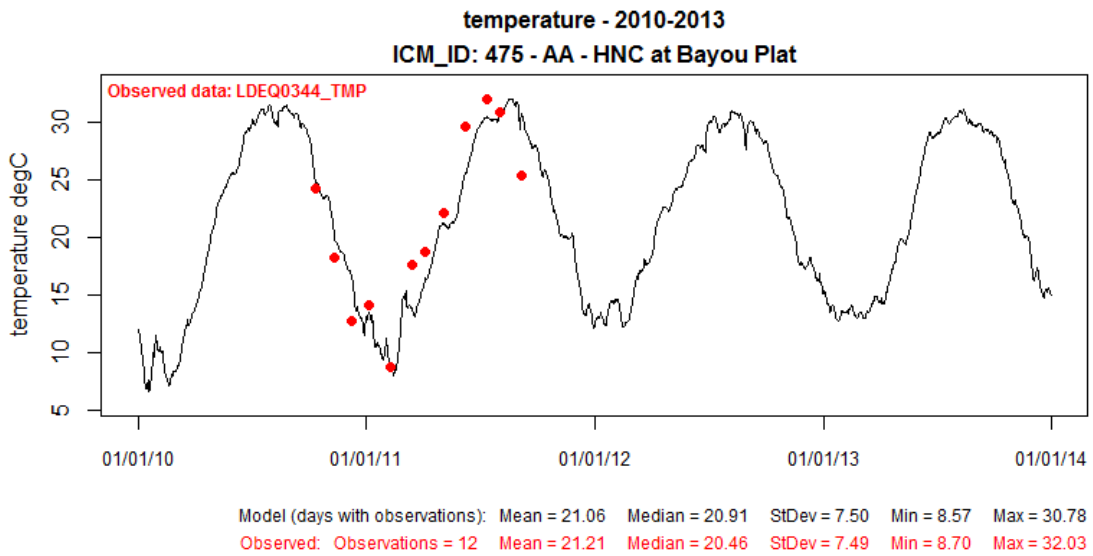


**Figure 165: Modeled Temperature ( C ) at ICM Compartment 475 (solid black line) Compared to Observed Data at LDEQ0344 for Calibration Period 2010-2013.**

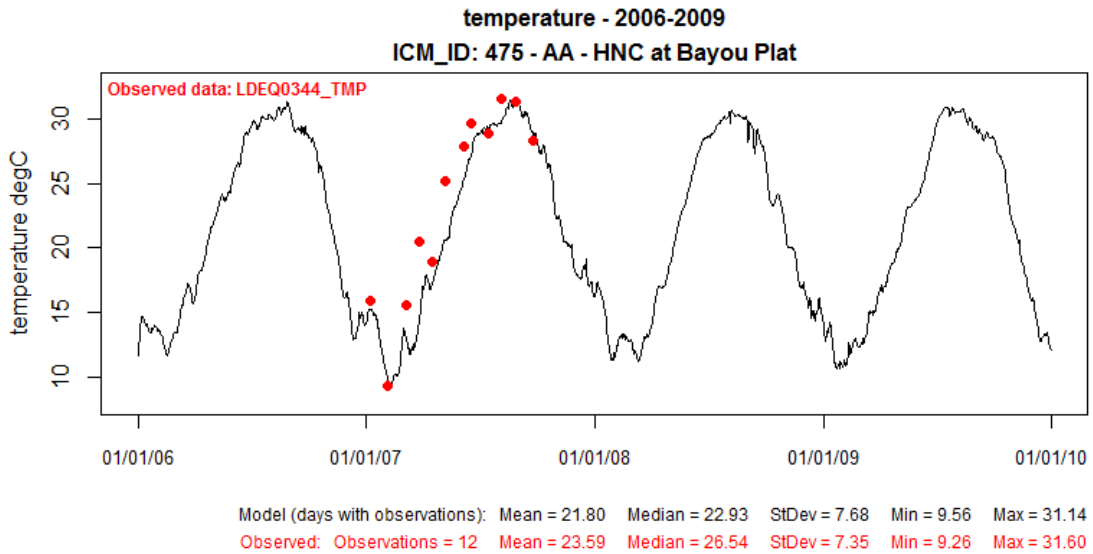


**Figure 166: Modeled Temperature ( C ) at ICM Compartment 475 (solid black line) Compared to Observed Data at LDEQ0344 for Validation Period 2006-2009.**

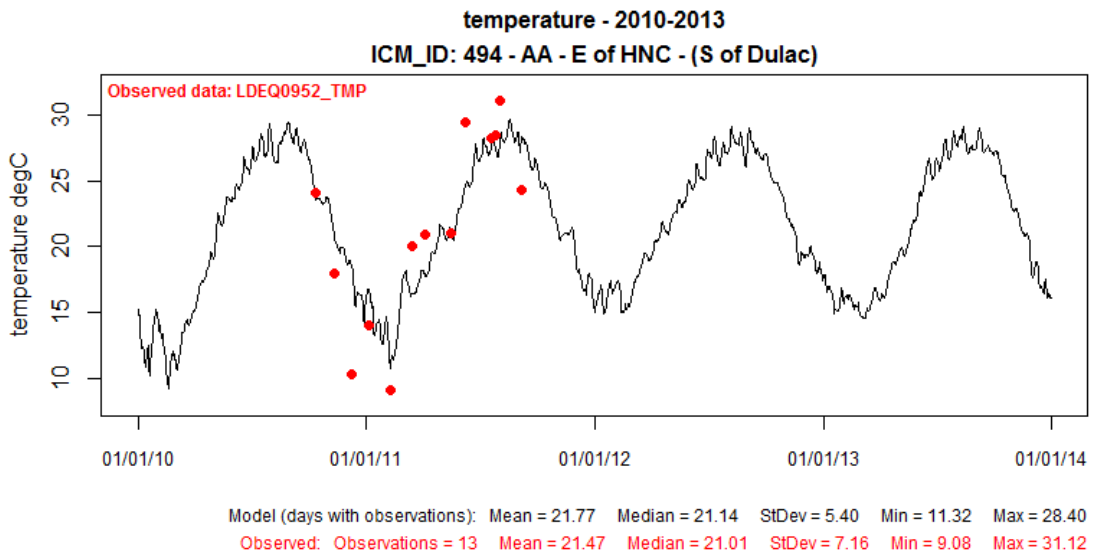


**Figure 167: Modeled Temperature ( C ) at ICM Compartment 494 (solid black line) Compared to Observed Data at LDEQ0952 for Calibration Period 2010-2013.**

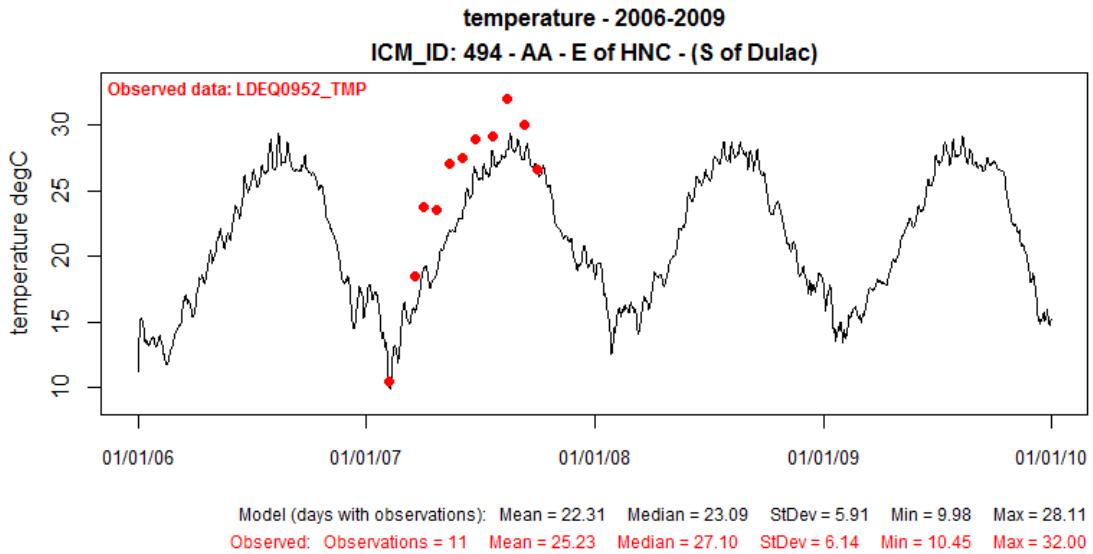


**Figure 168: Modeled Temperature ( C ) at ICM Compartment 494 (solid black line) Compared to Observed Data at LDEQ0952 for Validation Period 2006-2009.**

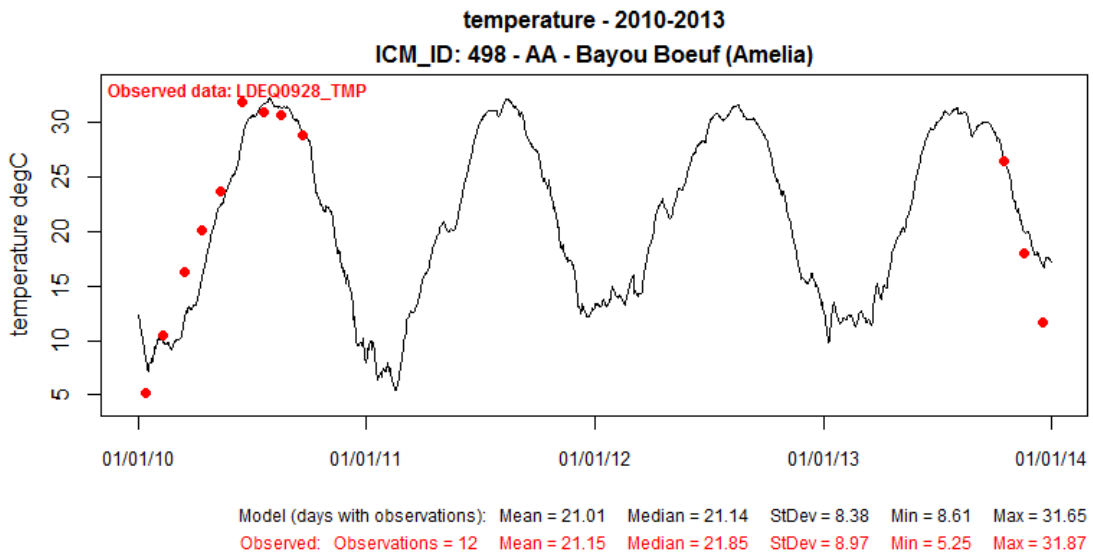


**Figure 169: Modeled Temperature ( C ) at ICM Compartment 498 (solid black line) Compared to Observed Data at LDEQ0928 for Calibration Period 2010-2013.**

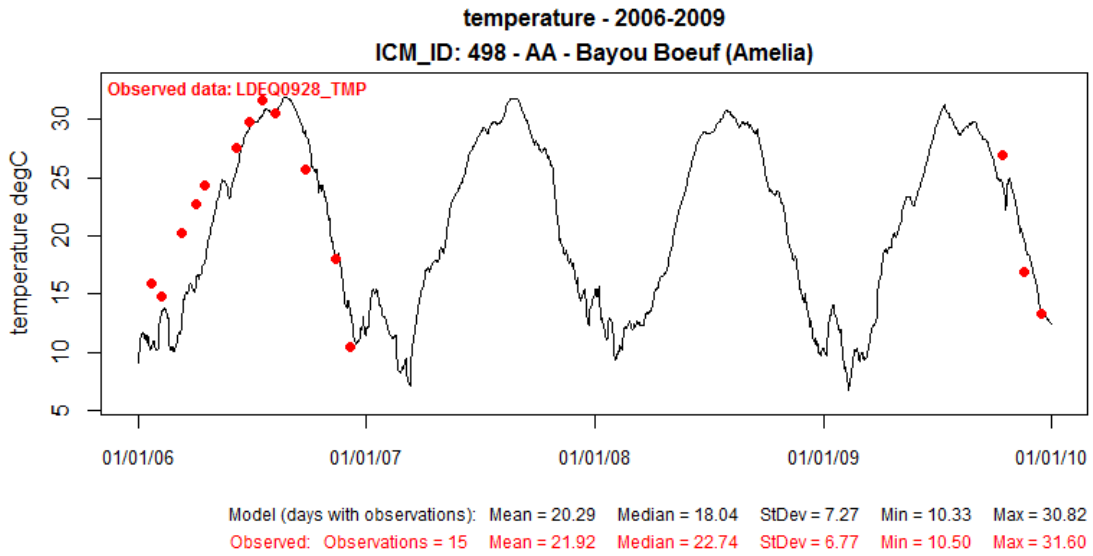


**Figure 170: Modeled Temperature ( C ) at ICM Compartment 498 (solid black line) Compared to Observed Data at LDEQ0928 for Validation Period 2006-2009.**

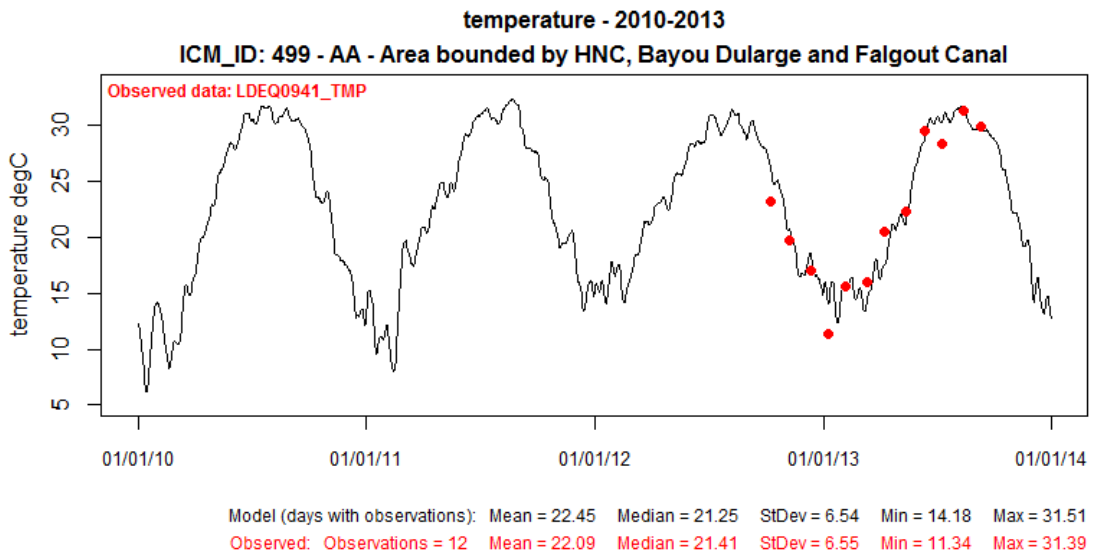


**Figure 171: Modeled Temperature ( C ) at ICM Compartment 499 (solid black line) Compared to Observed Data at LDEQ0941 for Calibration Period 2010-2013.**

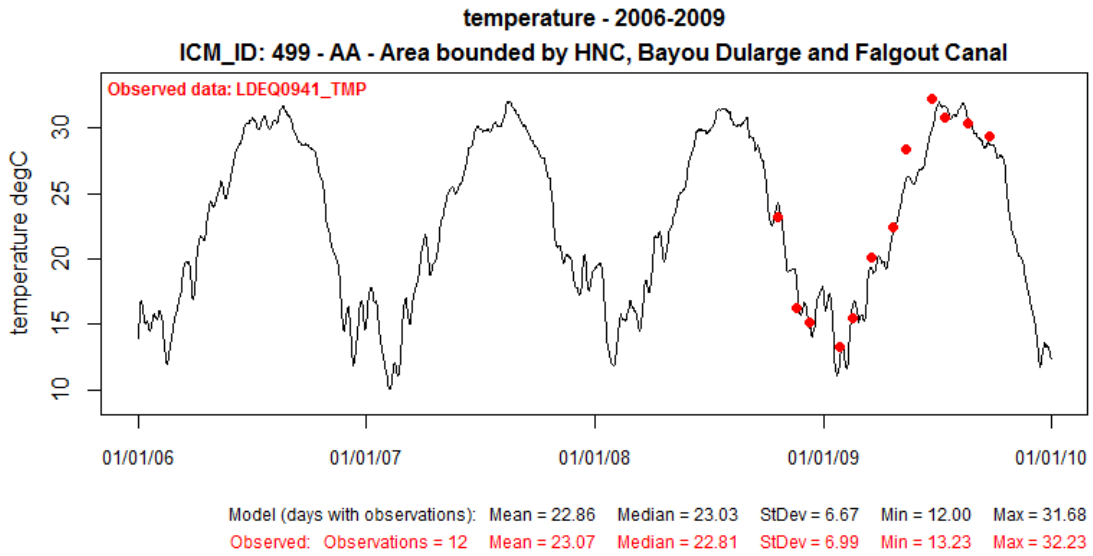


**Figure 172: Modeled Temperature ( C ) at ICM Compartment 499 (solid black line) Compared to Observed Data at LDEQ0941 for Validation Period 2006-2009.**

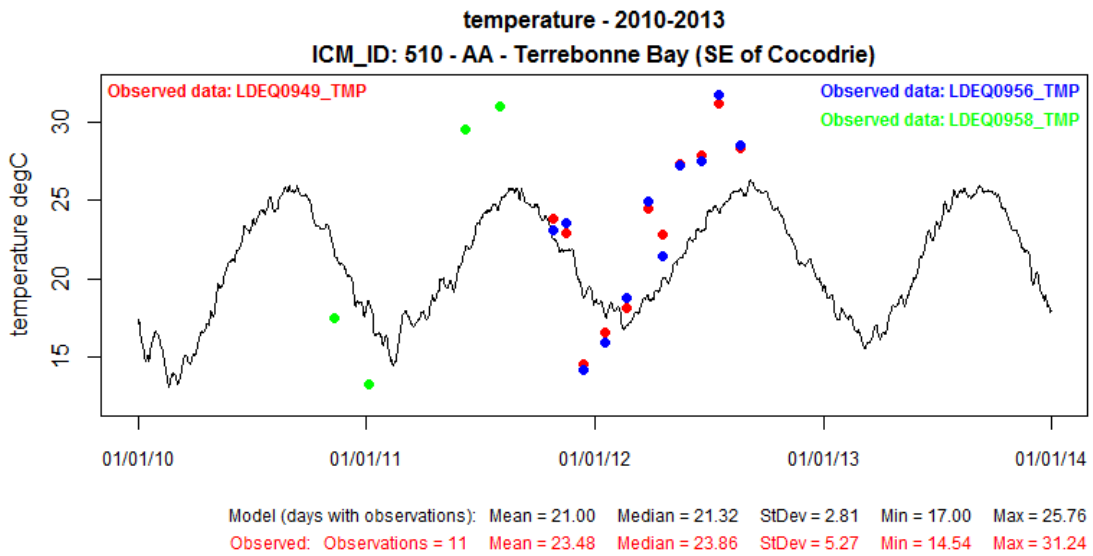


**Figure 173: Modeled Temperature ( C ) at ICM Compartment 510 (solid black line) Compared to Observed Data at LDEQ0949 for Calibration Period 2010-2013.**

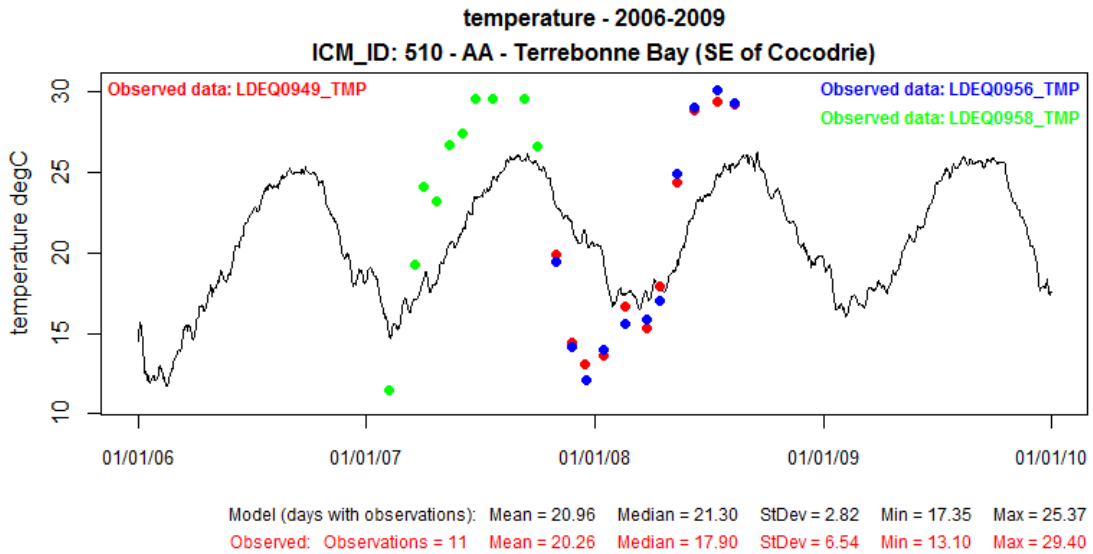


**Figure 174: Modeled Temperature ( C ) at ICM Compartment 510 (solid black line) Compared to Observed Data at LDEQ0949 for Validation Period 2006-2009.**

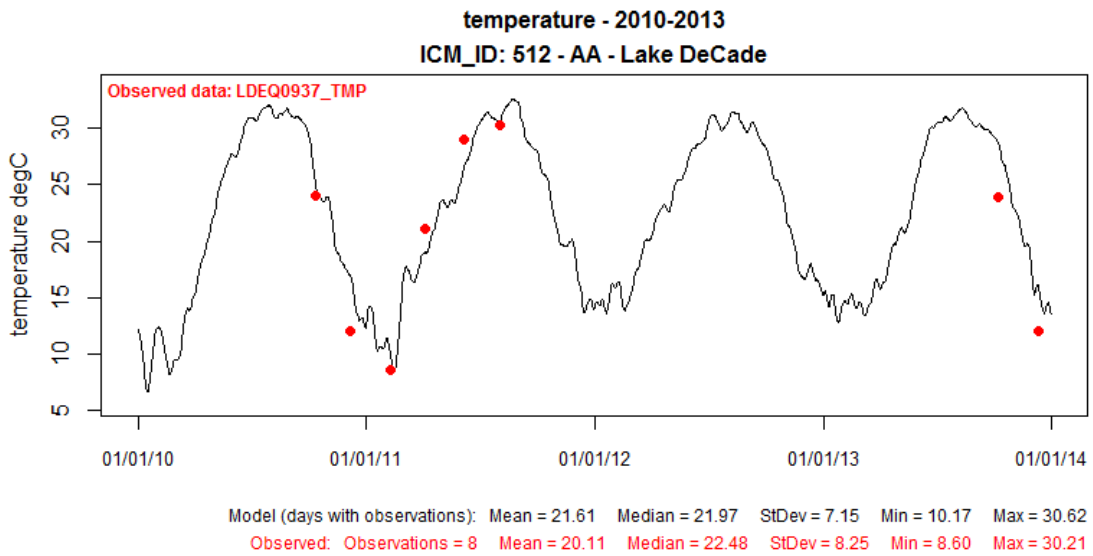


**Figure 175: Modeled Temperature ( C ) at ICM Compartment 512 (solid black line) Compared to Observed Data at LDEQ0937 for Calibration Period 2010-2013.**

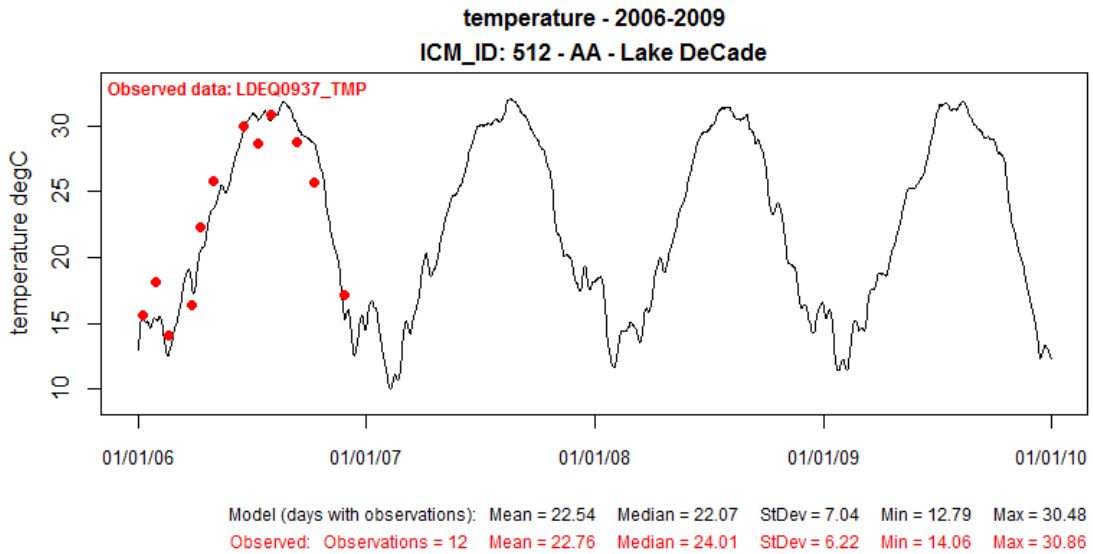


**Figure 176: Modeled Temperature ( C ) at ICM Compartment 512 (solid black line) Compared to Observed Data at LDEQ0937 for Validation Period 2006-2009.**

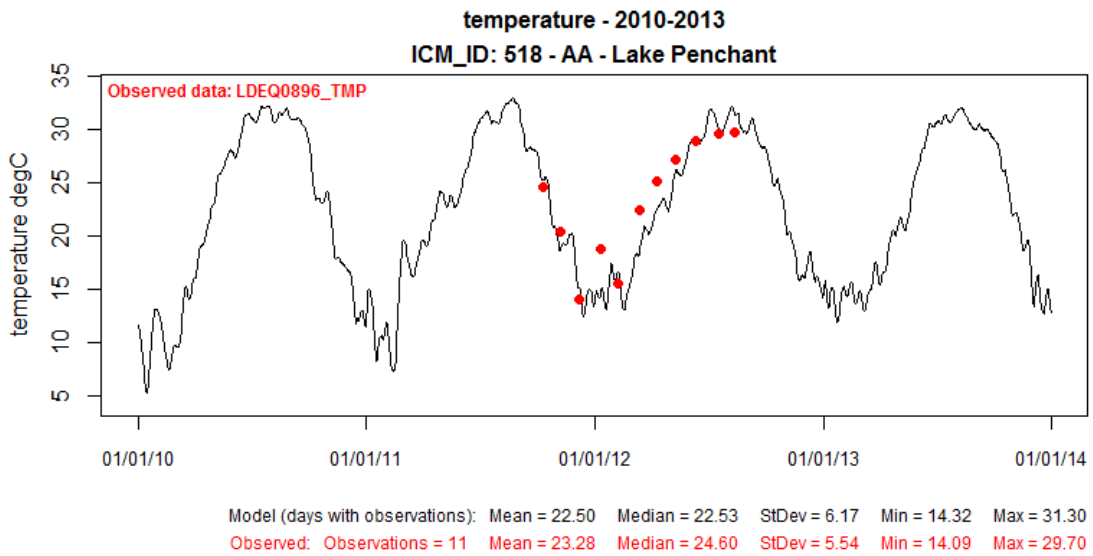


**Figure 177: Modeled Temperature ( C ) at ICM Compartment 518 (solid black line) Compared to Observed Data at LDEQ0896 for Calibration Period 2010-2013.**

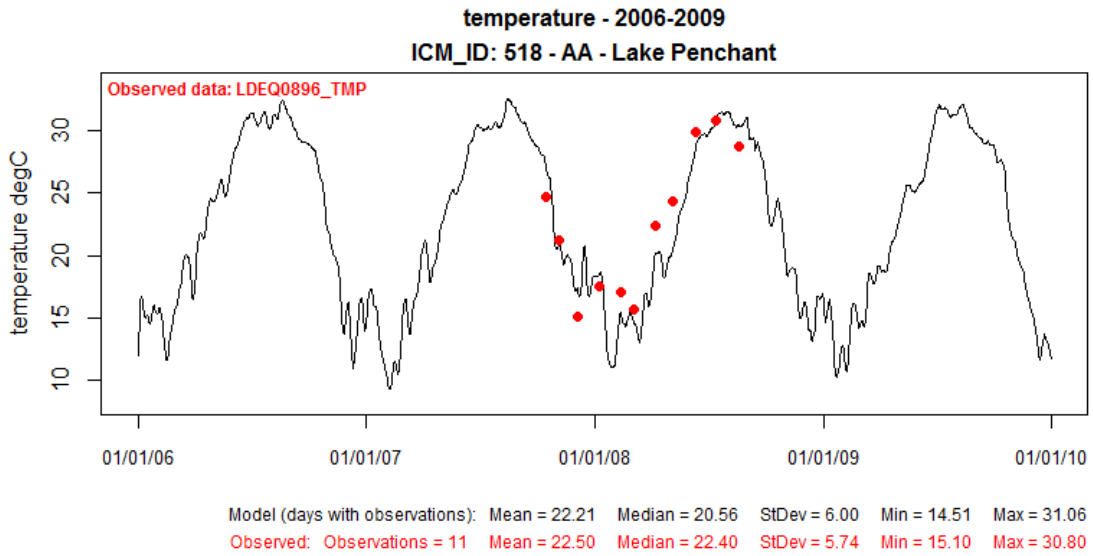


**Figure 178: Modeled Temperature ( C ) at ICM Compartment 518 (solid black line) Compared to Observed Data at LDEQ0896 for Validation Period 2006-2009.**

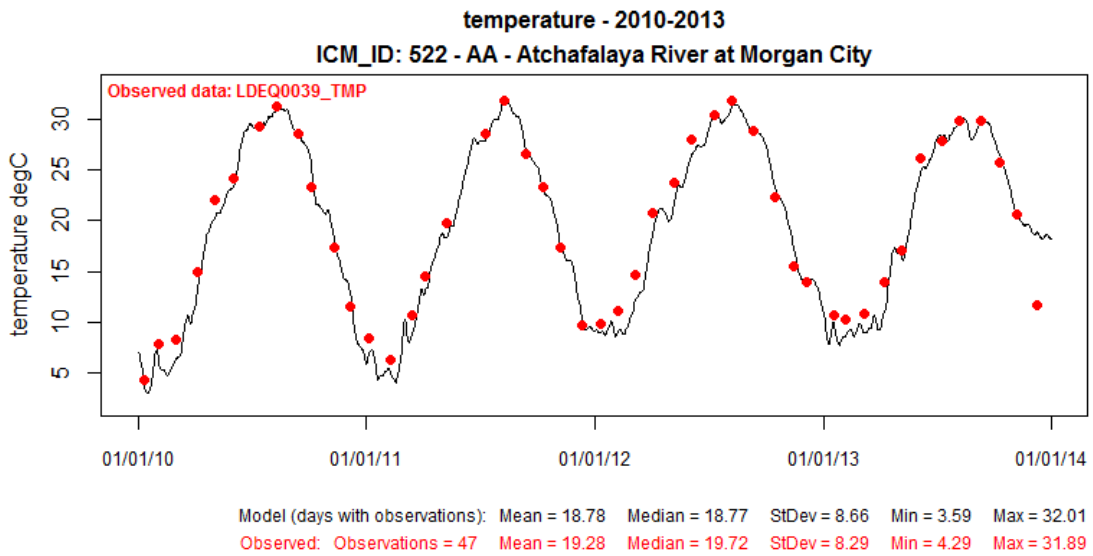


**Figure 179: Modeled Temperature ( C ) at ICM Compartment 522 (solid black line) Compared to Observed Data at LDEQ0039 for Calibration Period 2010-2013.**

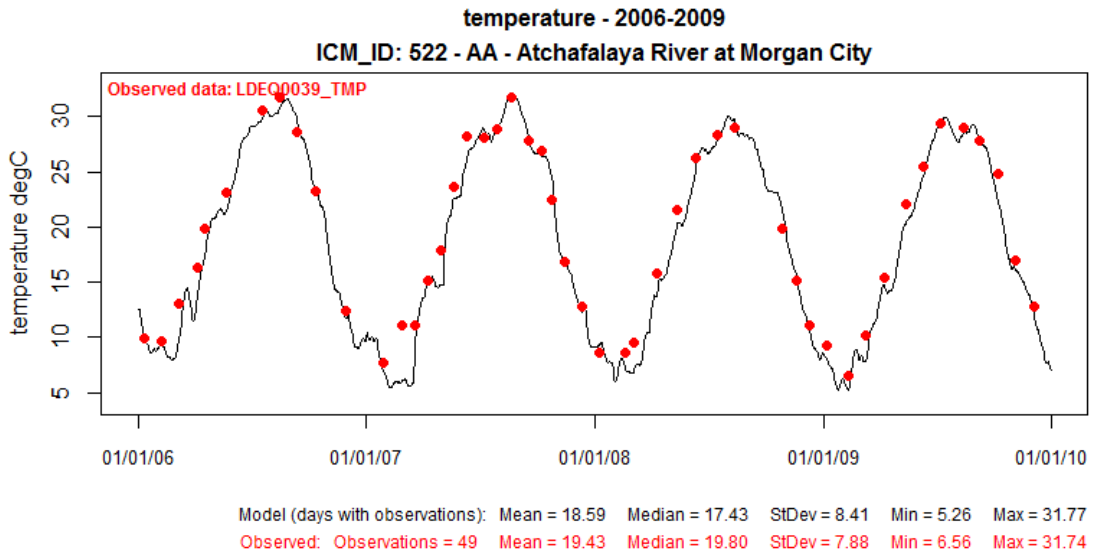


**Figure 180: Modeled Temperature ( C ) at ICM Compartment 522 (solid black line) Compared to Observed Data at LDEQ0039 for Validation Period 2006-2009.**

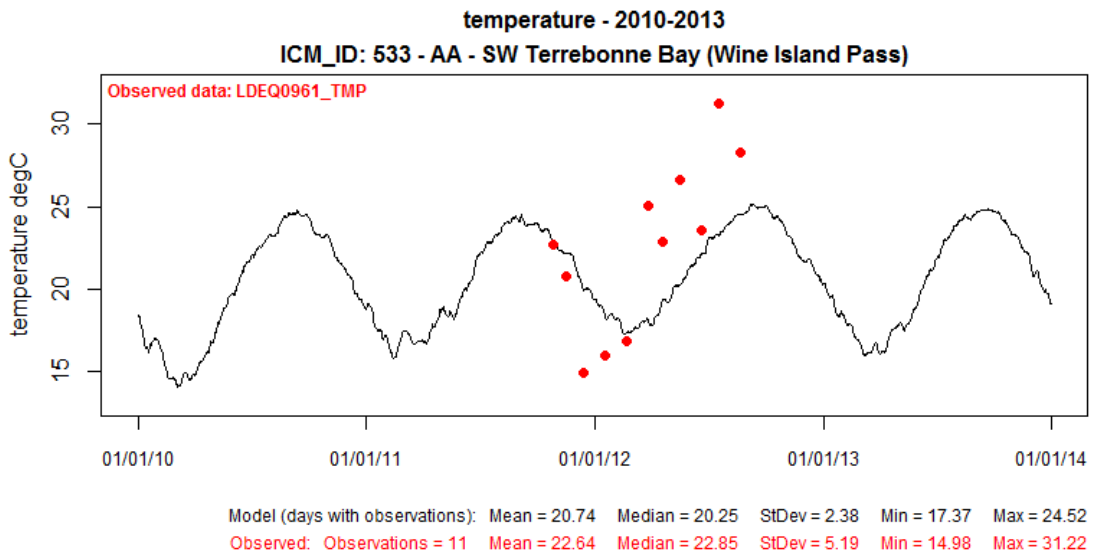


**Figure 181: Modeled Temperature ( C ) at ICM Compartment 533 (solid black line) Compared to Observed Data at LDEQ0961 for Calibration Period 2010-2013.**

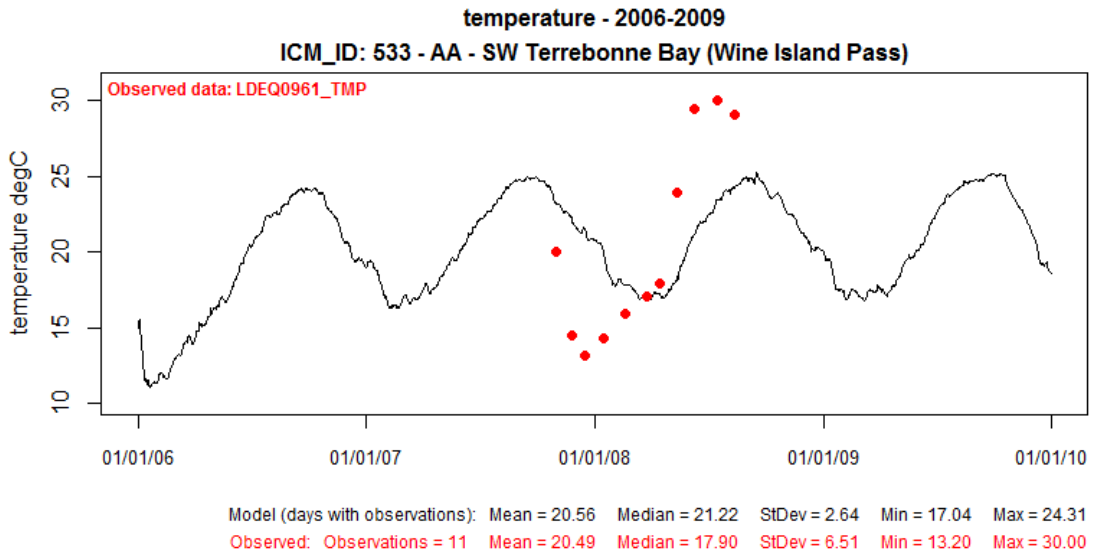


**Figure 182: Modeled Temperature ( C ) at ICM Compartment 533 (solid black line) Compared to Observed Data at LDEQ0961 for Validation Period 2006-2009.**

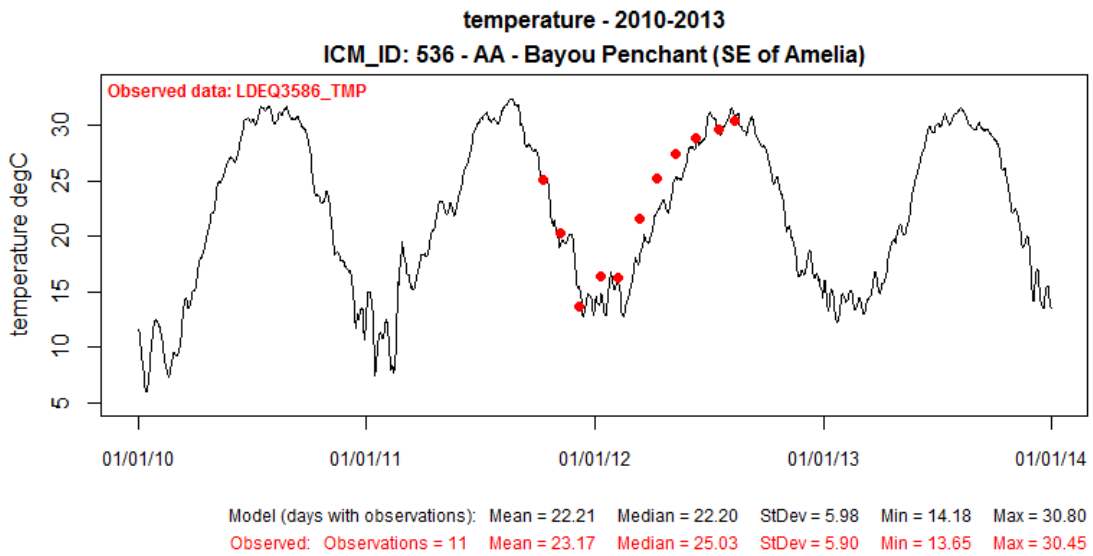


**Figure 183: Modeled Temperature ( C ) at ICM Compartment 536 (solid black line) Compared to Observed Data at LDEQ3586 for Calibration Period 2010-2013.**

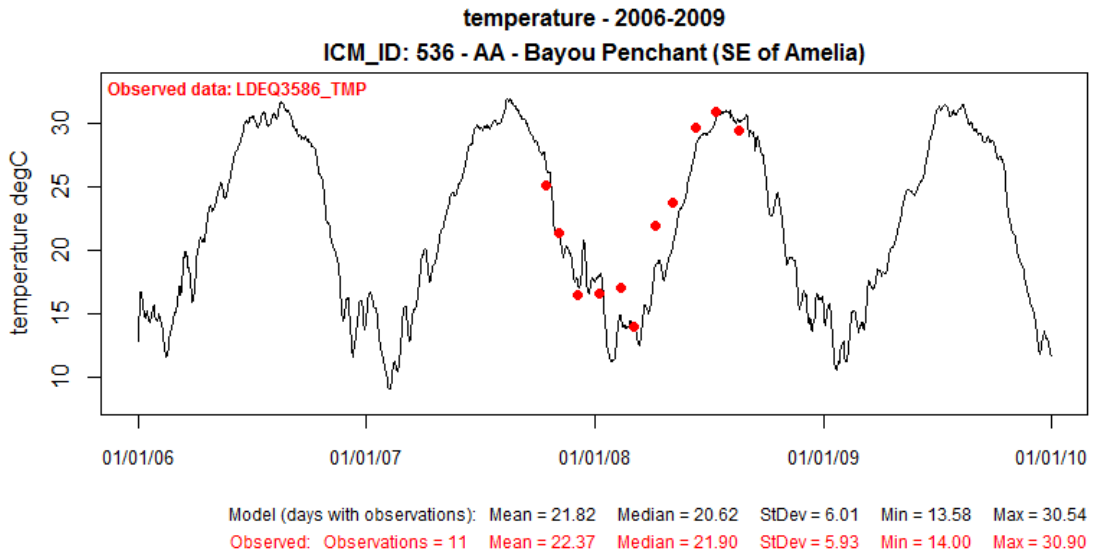


**Figure 184: Modeled Temperature ( C ) at ICM Compartment 536 (solid black line) Compared to Observed Data at LDEQ3586 for Validation Period 2006-2009.**

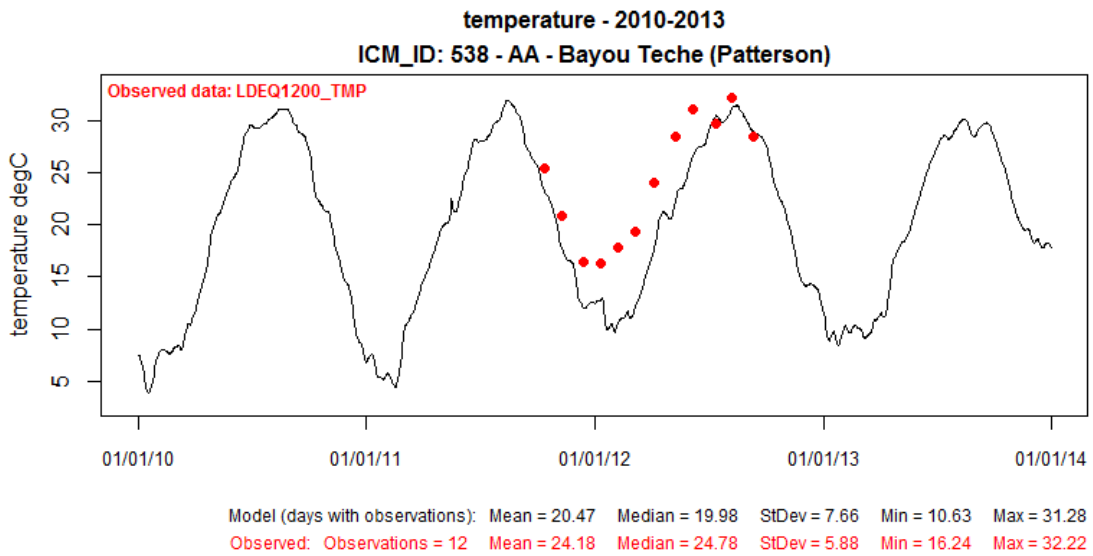


**Figure 185: Modeled Temperature ( C ) at ICM Compartment 538 (solid black line) Compared to Observed Data at LDEQ1200 for Calibration Period 2010-2013.**

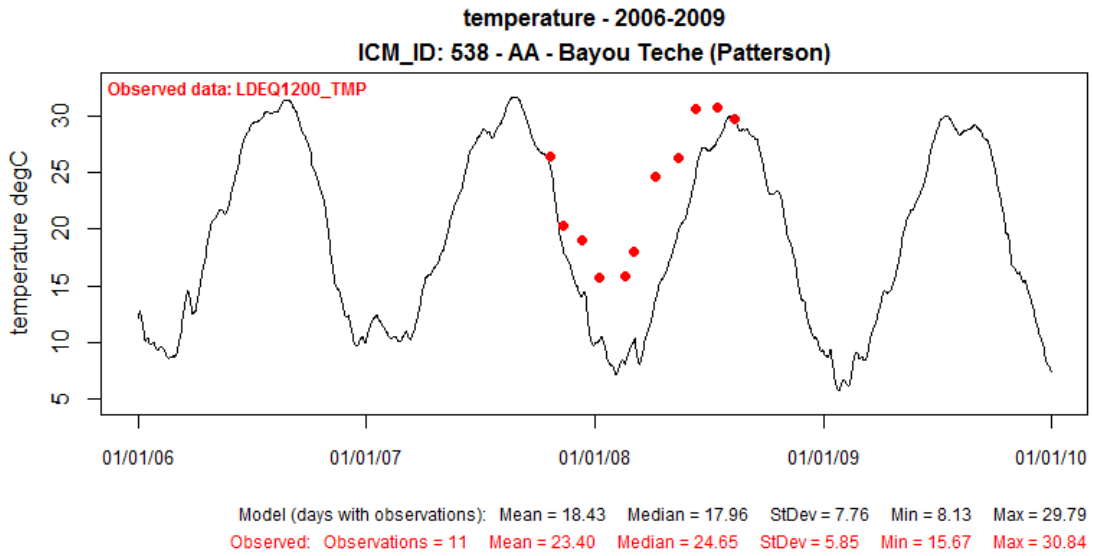


**Figure 186: Modeled Temperature ( C ) at ICM Compartment 538 (solid black line) Compared to Observed Data at LDEQ1200 for Validation Period 2006-2009.**

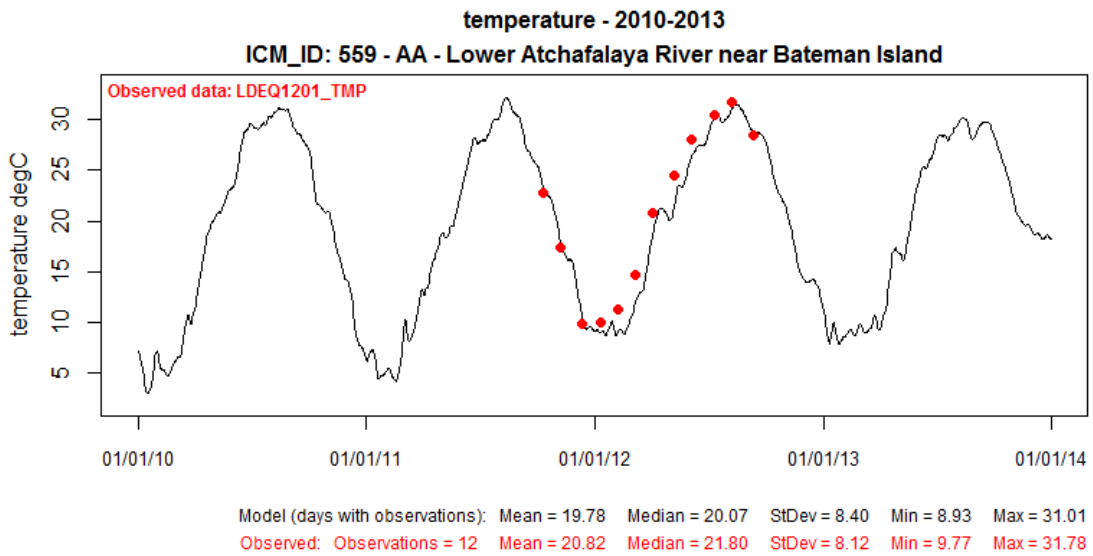


**Figure 187: Modeled Temperature ( C ) at ICM Compartment 559 (solid black line) Compared to Observed Data at LDEQ1201 for Calibration Period 2010-2013.**

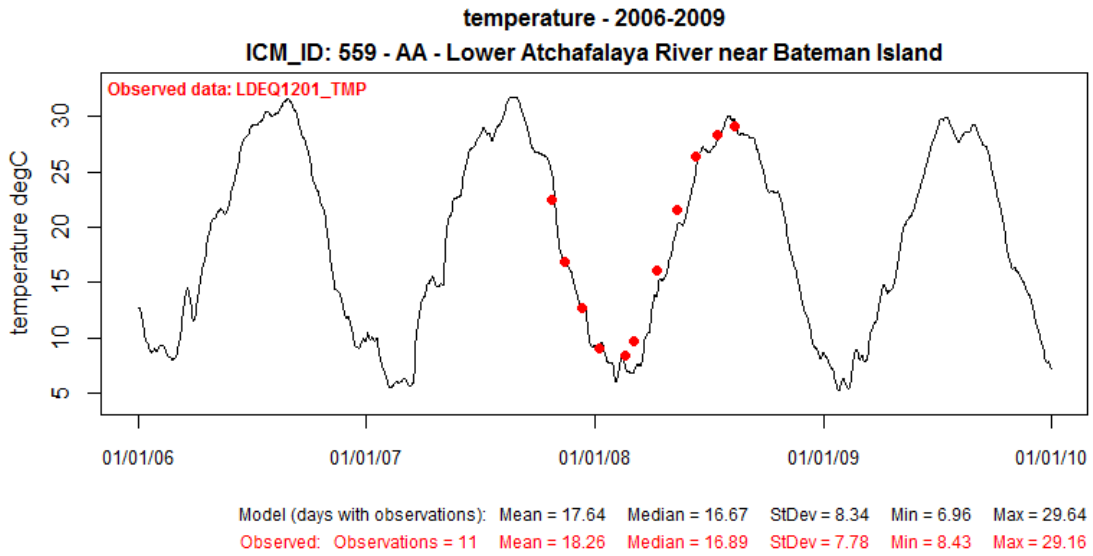


**Figure 188: Modeled Temperature ( C ) at ICM Compartment 559 (solid black line) Compared to Observed Data at LDEQ1201 for Validation Period 2006-2009.**

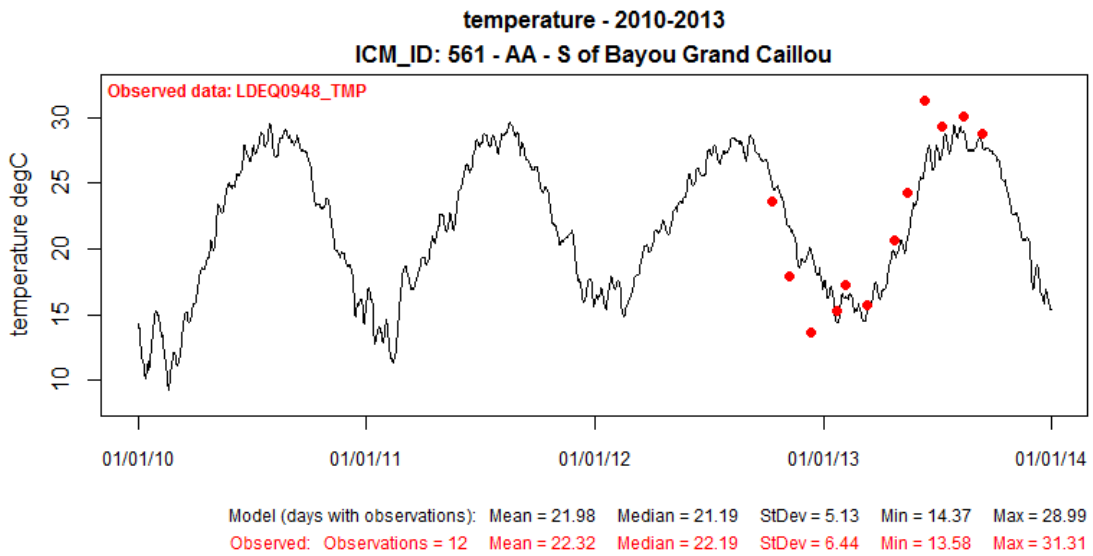


**Figure 189: Modeled Temperature ( C ) at ICM Compartment 561 (solid black line) Compared to Observed Data at LDEQ0948 for Calibration Period 2010-2013.**

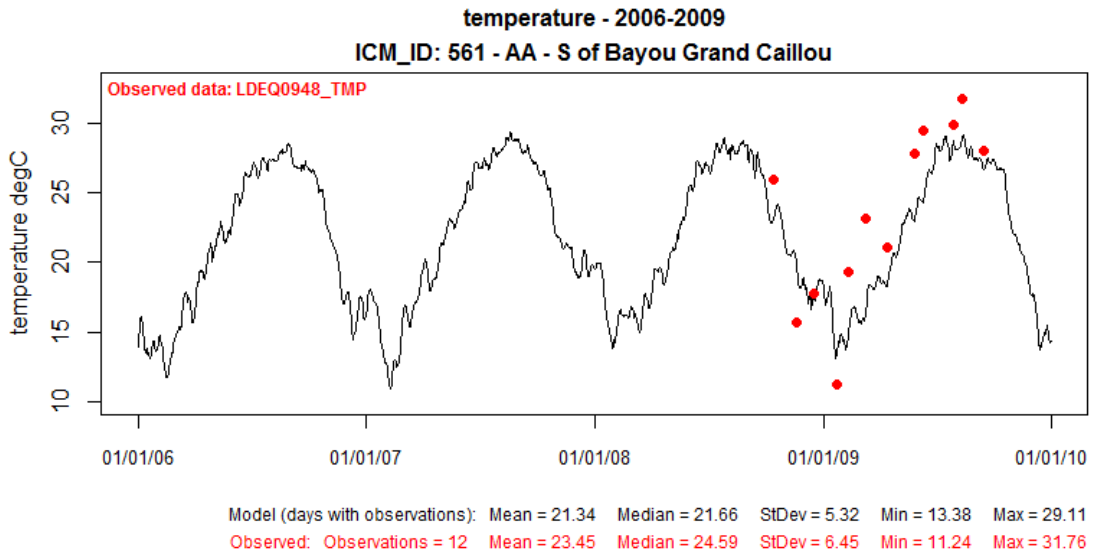


**Figure 190: Modeled Temperature ( C ) at ICM Compartment 561 (solid black line) Compared to Observed Data at LDEQ0948 for Validation Period 2006-2009.**

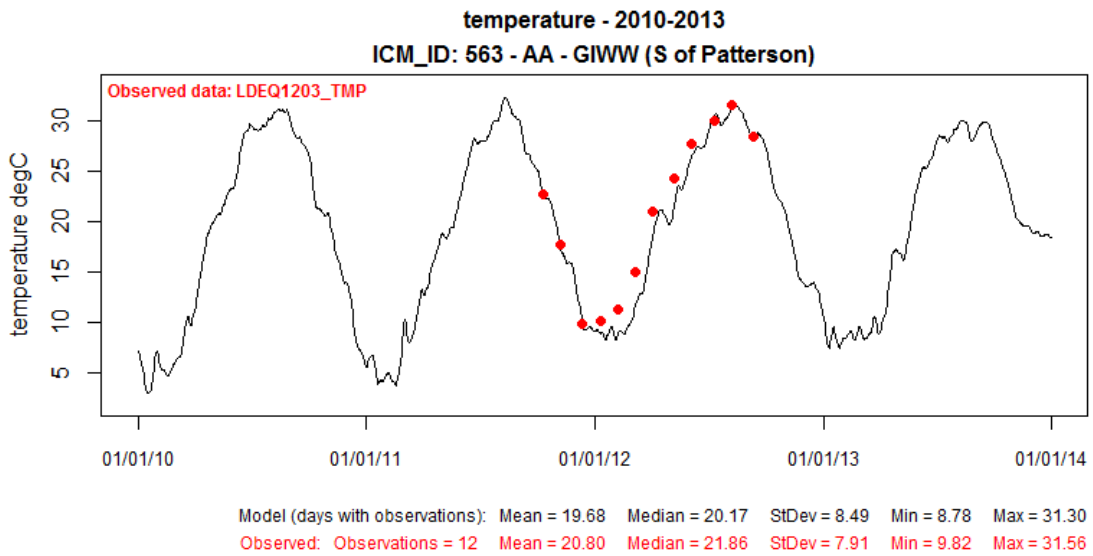


**Figure 191: Modeled Temperature ( C ) at ICM Compartment 563 (solid black line) Compared to Observed Data at LDEQ1203 for Calibration Period 2010-2013.**

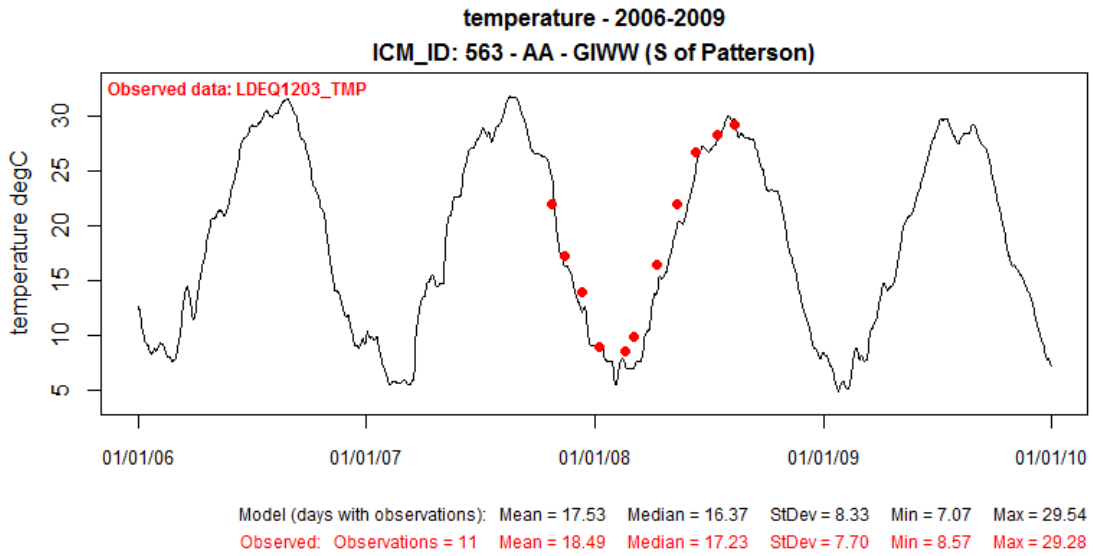


**Figure 192: Modeled Temperature ( C ) at ICM Compartment 563 (solid black line) Compared to Observed Data at LDEQ1203 for Validation Period 2006-2009.**

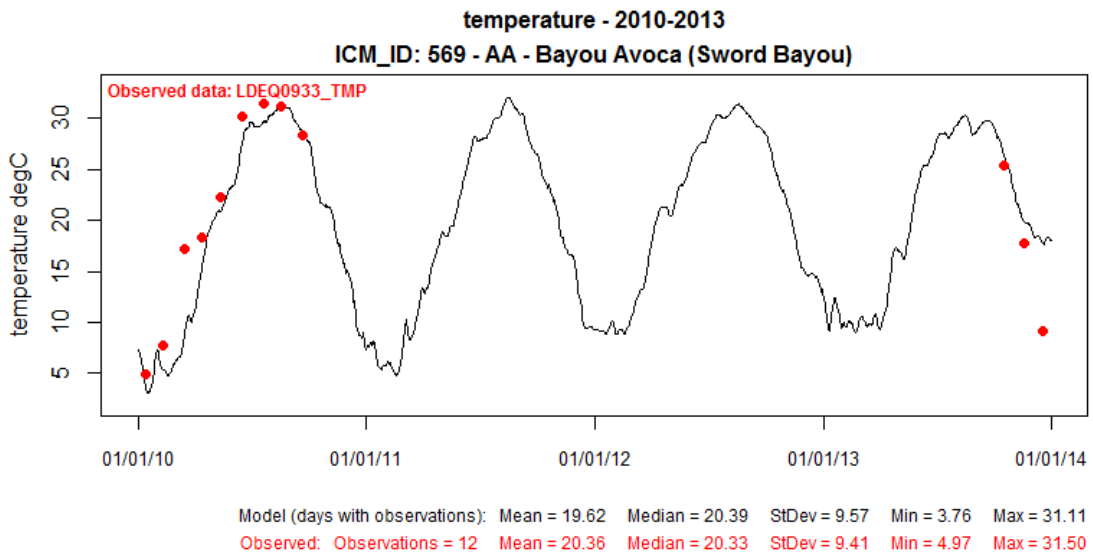


**Figure 193: Modeled Temperature ( C ) at ICM Compartment 569 (solid black line) Compared to Observed Data at LDEQ0933 for Calibration Period 2010-2013.**

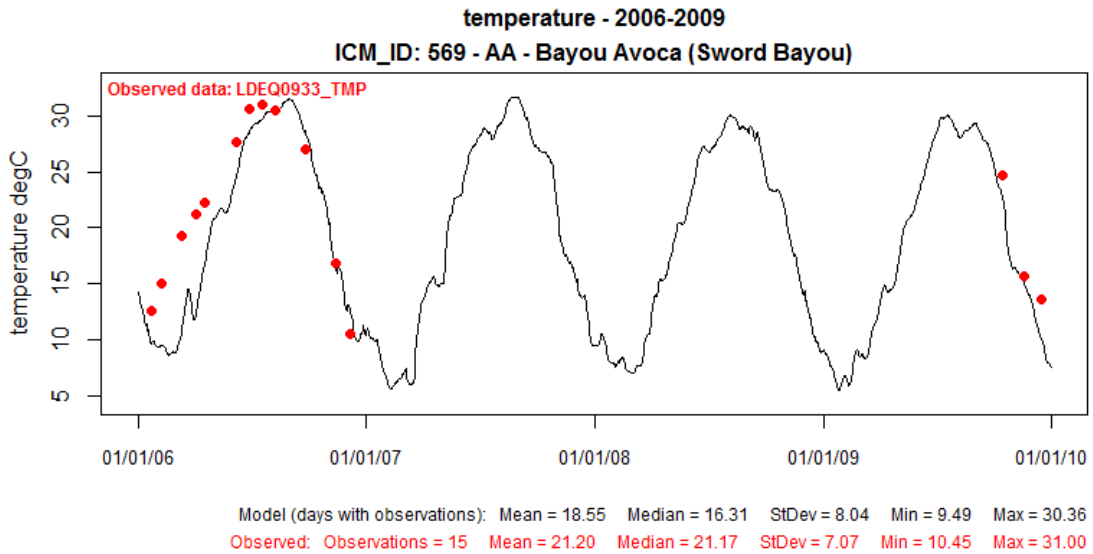


**Figure 194: Modeled Temperature ( C ) at ICM Compartment 569 (solid black line) Compared to Observed Data at LDEQ0933 for Validation Period 2006-2009.**

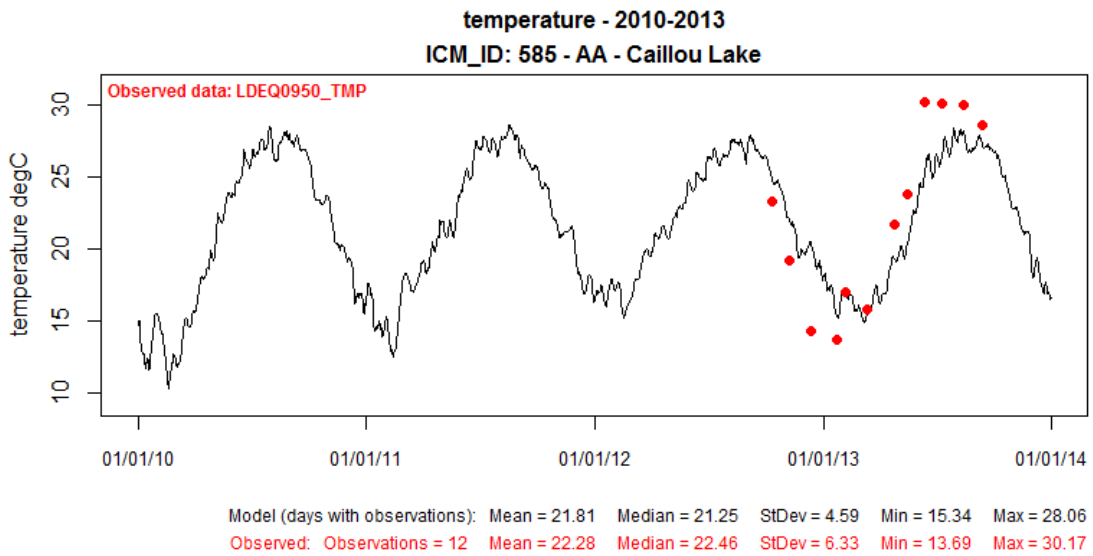


**Figure 195: Modeled Temperature ( C ) at ICM Compartment 585 (solid black line) Compared to Observed Data at LDEQ0950 for Calibration Period 2010-2013.**

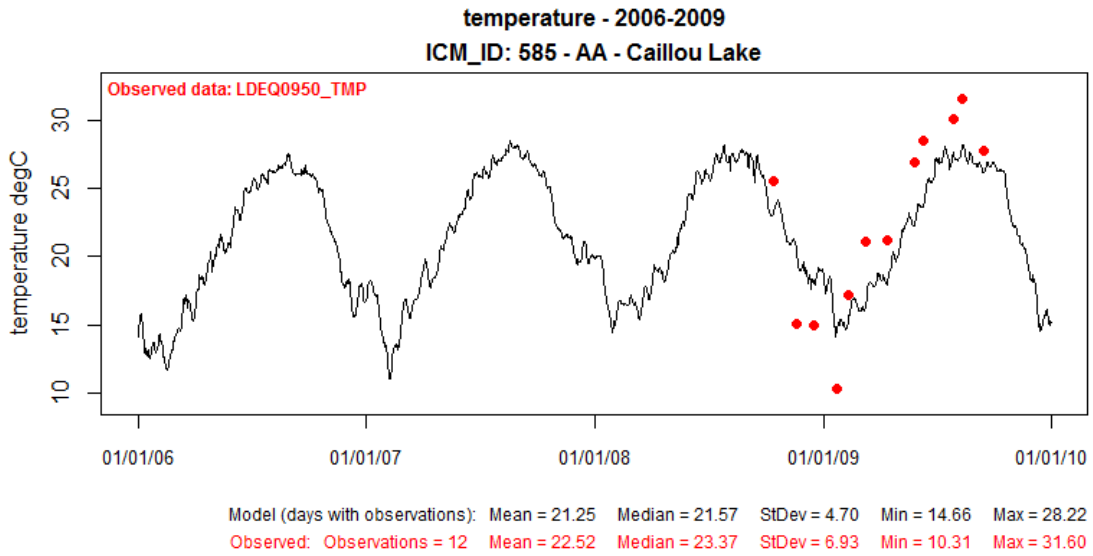


**Figure 196: Modeled Temperature ( C ) at ICM Compartment 585 (solid black line) Compared to Observed Data at LDEQ0950 for Validation Period 2006-2009.**

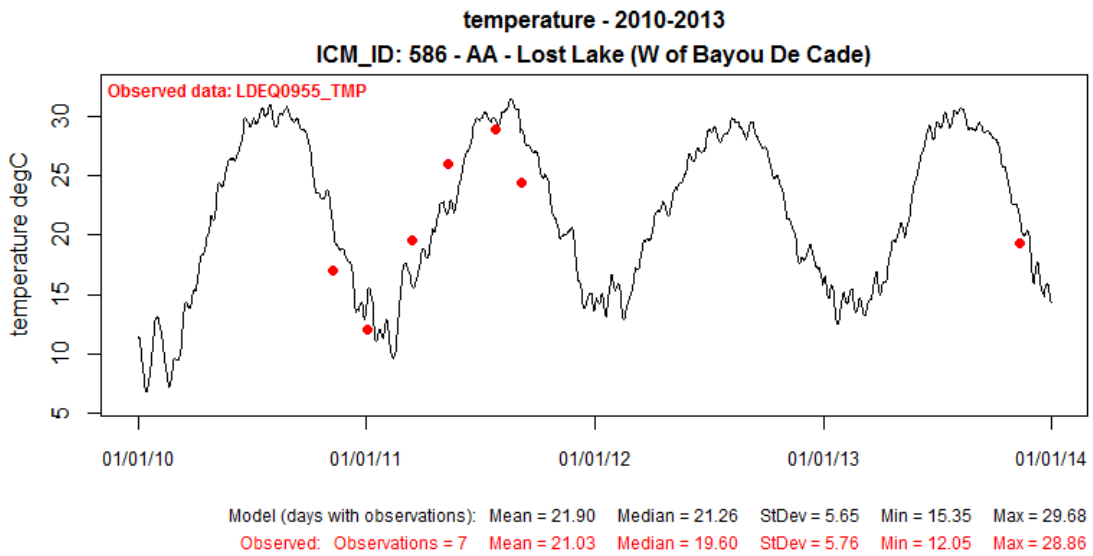


**Figure 197: Modeled Temperature ( C ) at ICM Compartment 586 (solid black line) Compared to Observed Data at LDEQ0955 for Calibration Period 2010-2013.**

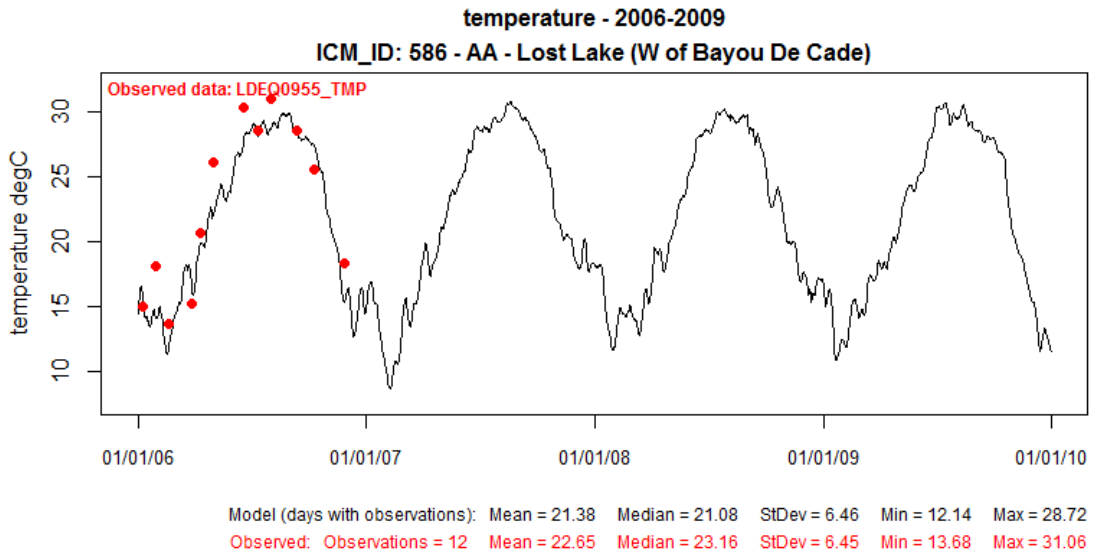


**Figure 198: Modeled Temperature ( C ) at ICM Compartment 586 (solid black line) Compared to Observed Data at LDEQ0955 for Validation Period 2006-2009.**

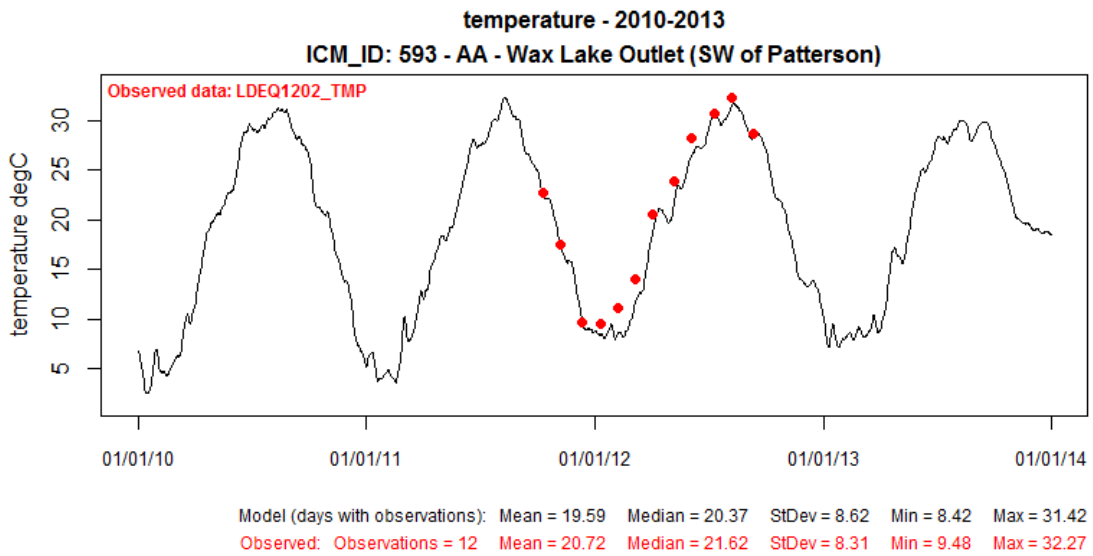


**Figure 199: Modeled Temperature ( C ) at ICM Compartment 593 (solid black line) Compared to Observed Data at LDEQ1202 for Calibration Period 2010-2013.**

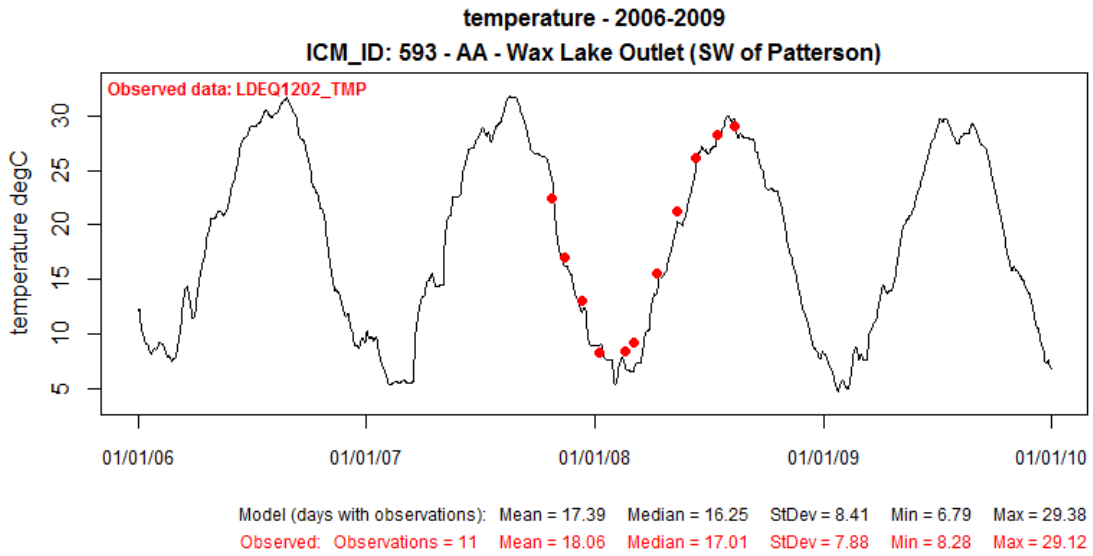


**Figure 200: Modeled Temperature ( C ) at ICM Compartment 593 (solid black line) Compared to Observed Data at LDEQ1202 for Validation Period 2006-2009.**

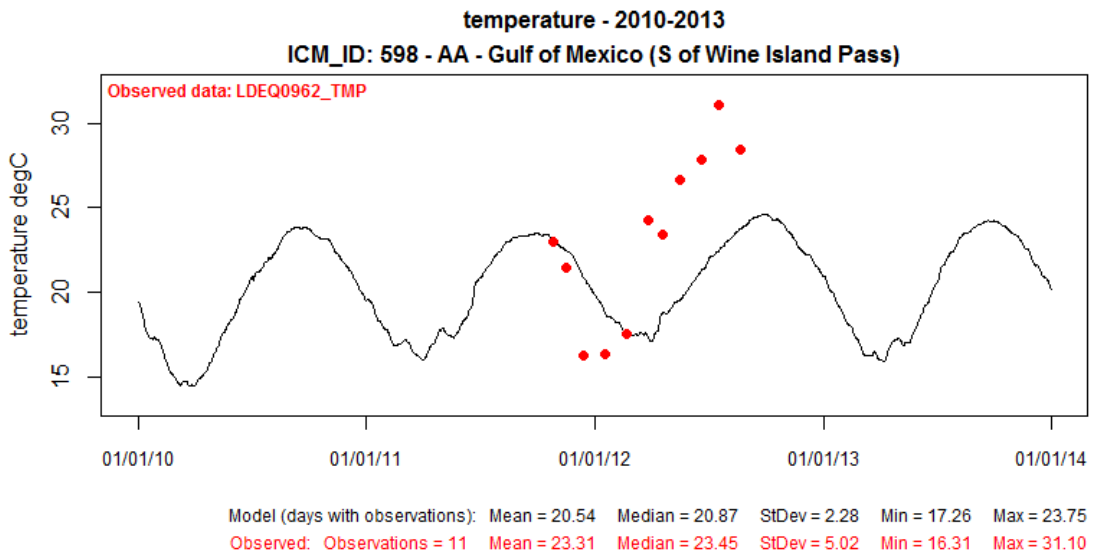


**Figure 201: Modeled Temperature ( C ) at ICM Compartment 598 (solid black line) Compared to Observed Data at LDEQ0962 for Calibration Period 2010-2013.**

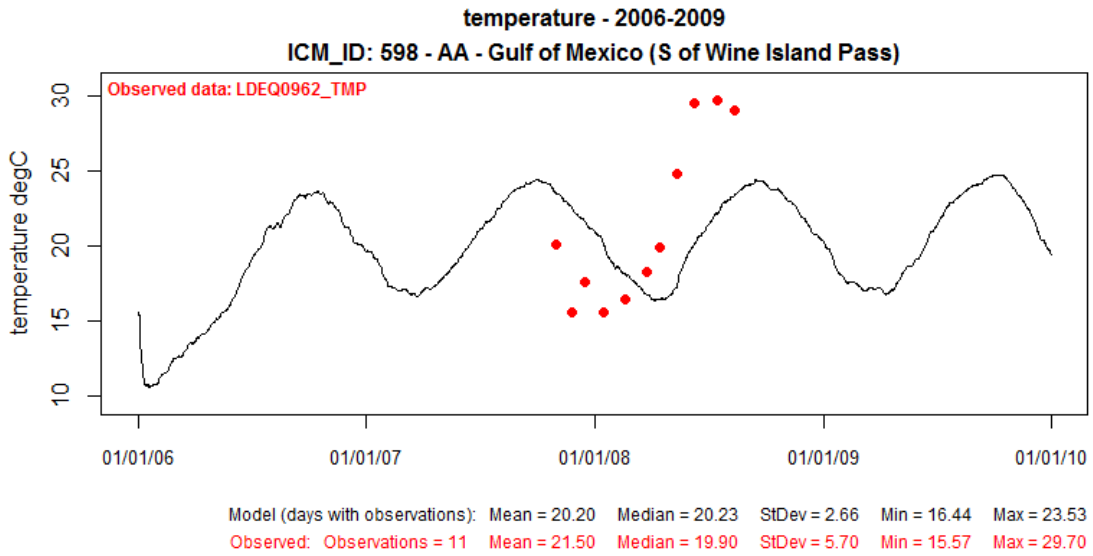


**Figure 202: Modeled Temperature ( C ) at ICM Compartment 598 (solid black line) Compared to Observed Data at LDEQ0962 for Validation Period 2006-2009.**

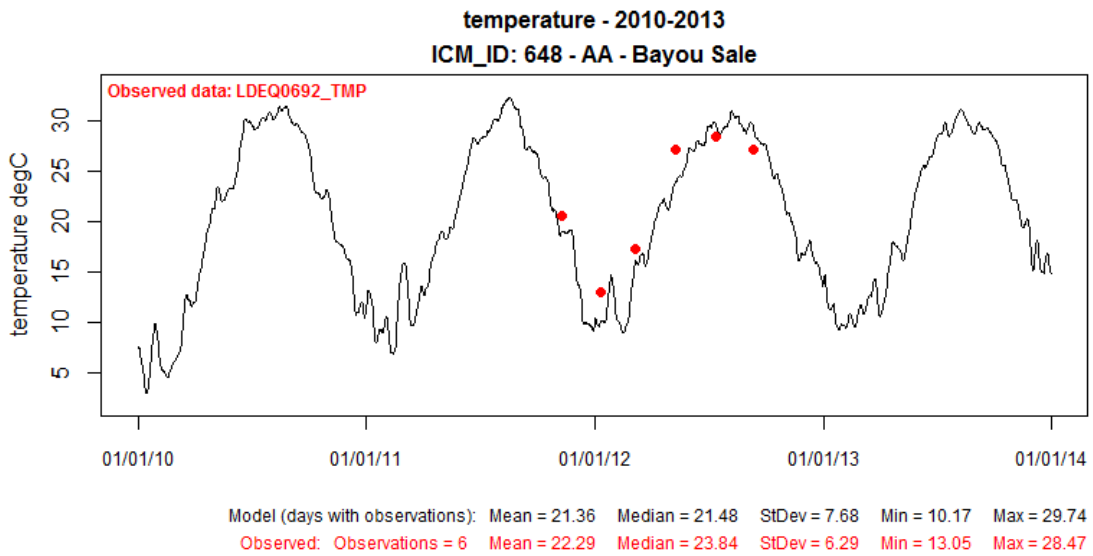


**Figure 203: Modeled Temperature ( C ) at ICM Compartment 648 (solid black line) Compared to Observed Data at LDEQ0692 for Calibration Period 2010-2013.**

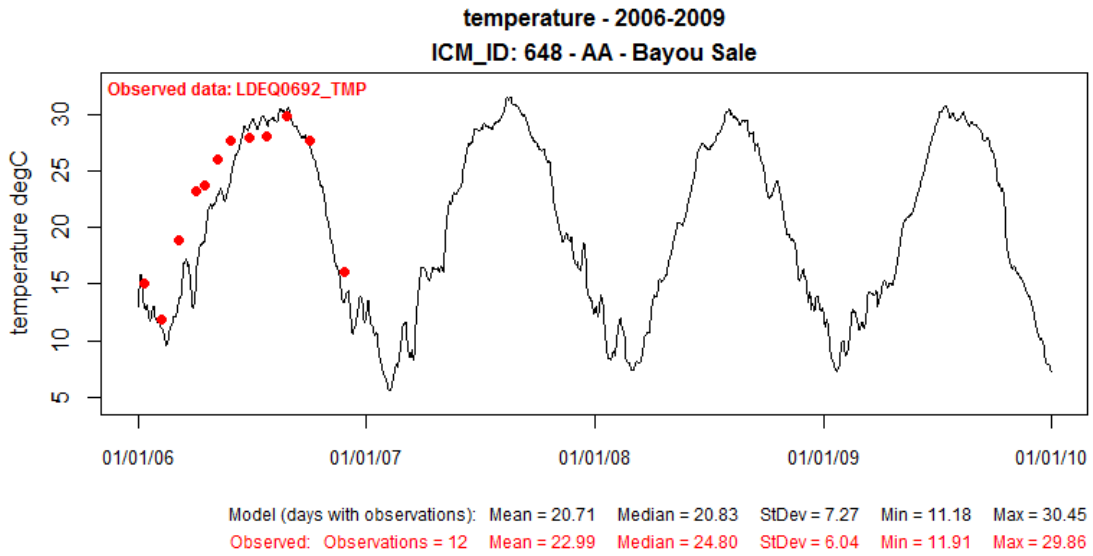


**Figure 204: Modeled Temperature ( C ) at ICM Compartment 648 (solid black line) Compared to Observed Data at LDEQ0692 for Validation Period 2006-2009.**

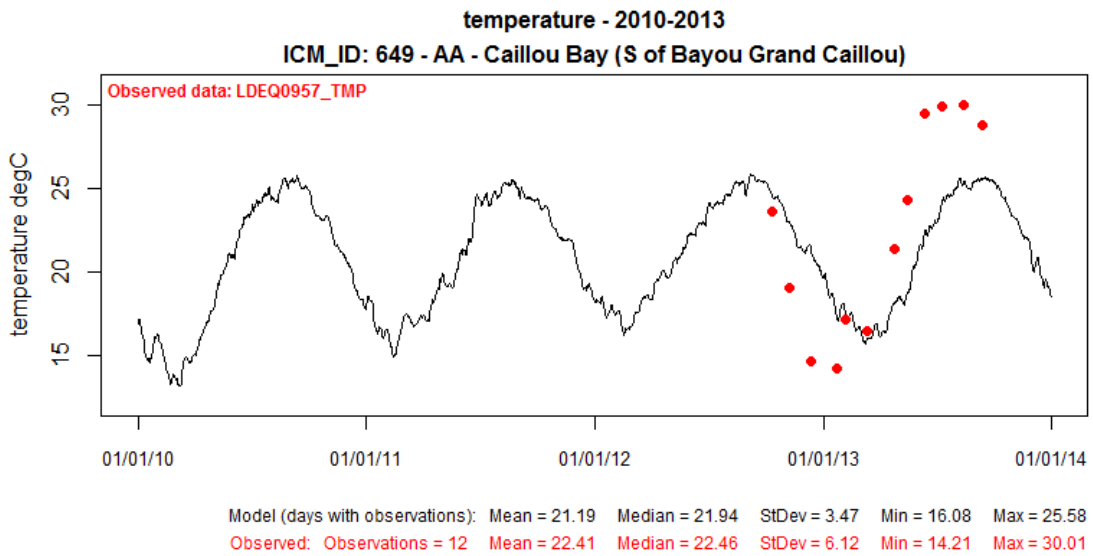


**Figure 205: Modeled Temperature ( C ) at ICM Compartment 649 (solid black line) Compared to Observed Data at LDEQ0957 for Calibration Period 2010-2013.**

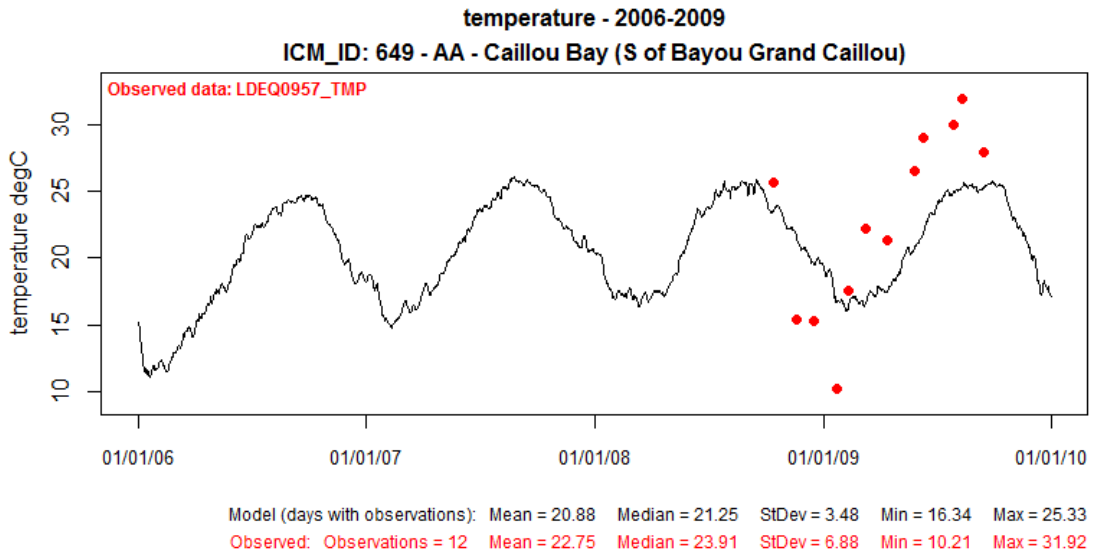


**Figure 206: Modeled Temperature ( C ) at ICM Compartment 649 (solid black line) Compared to Observed Data at LDEQ0957 for Validation Period 2006-2009.**

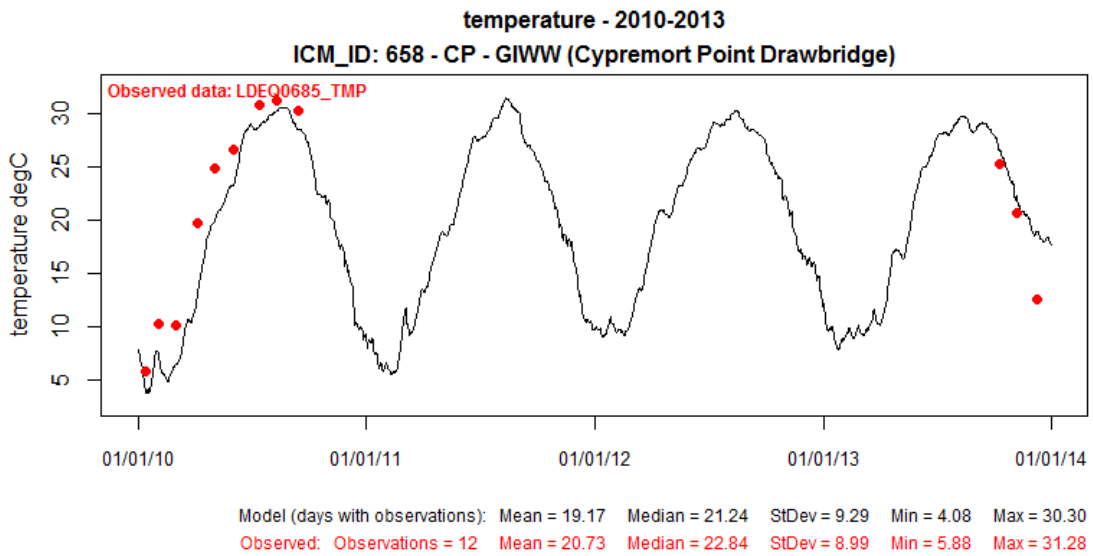


**Figure 207: Modeled Temperature ( C ) at ICM Compartment 658 (solid black line) Compared to Observed Data at LDEQ0685 for Calibration Period 2010-2013.**

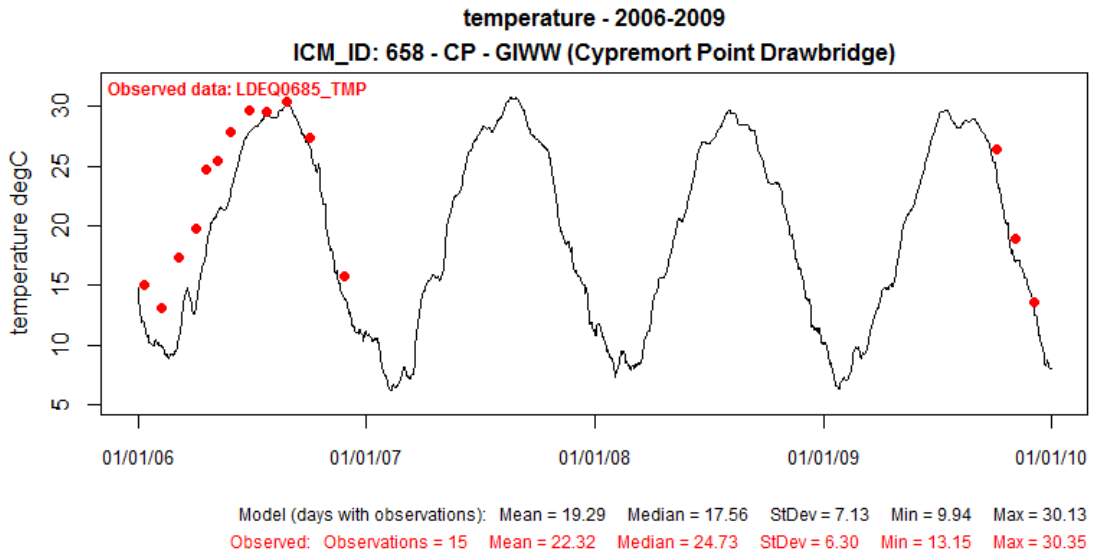


**Figure 208: Modeled Temperature ( C ) at ICM Compartment 658 (solid black line) Compared to Observed Data at LDEQ0685 for Validation Period 2006-2009.**

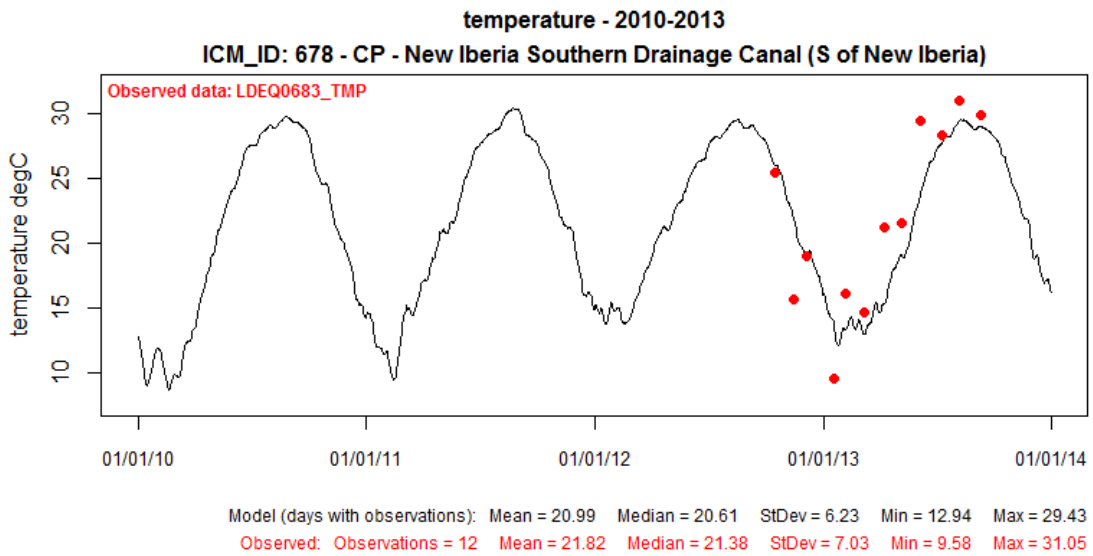


**Figure 209: Modeled Temperature ( C ) at ICM Compartment 678 (solid black line) Compared to Observed Data at LDEQ0683 for Calibration Period 2010-2013.**

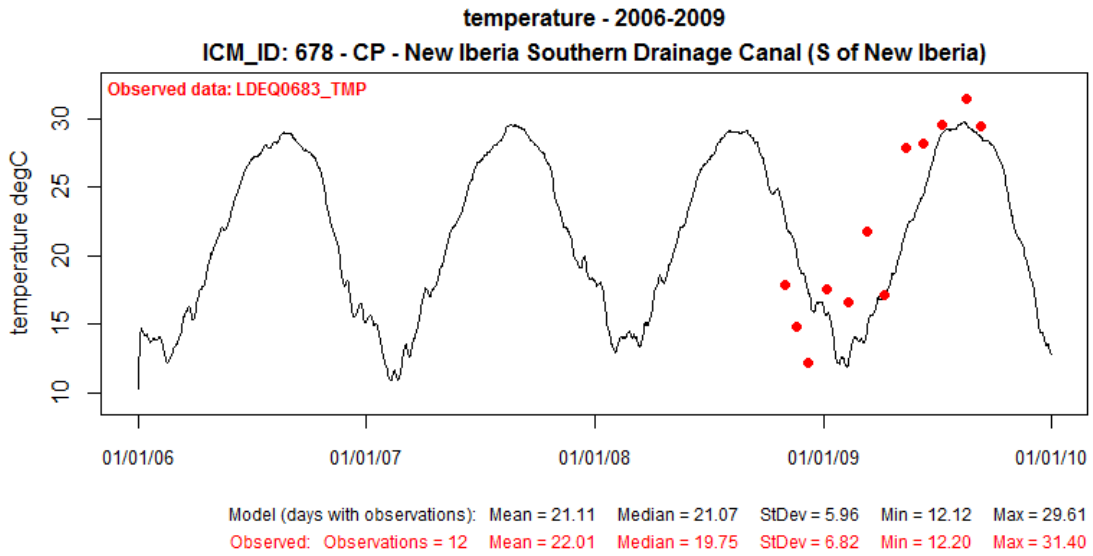


**Figure 210: Modeled Temperature ( C ) at ICM Compartment 678 (solid black line) Compared to Observed Data at LDEQ0683 for Validation Period 2006-2009.**

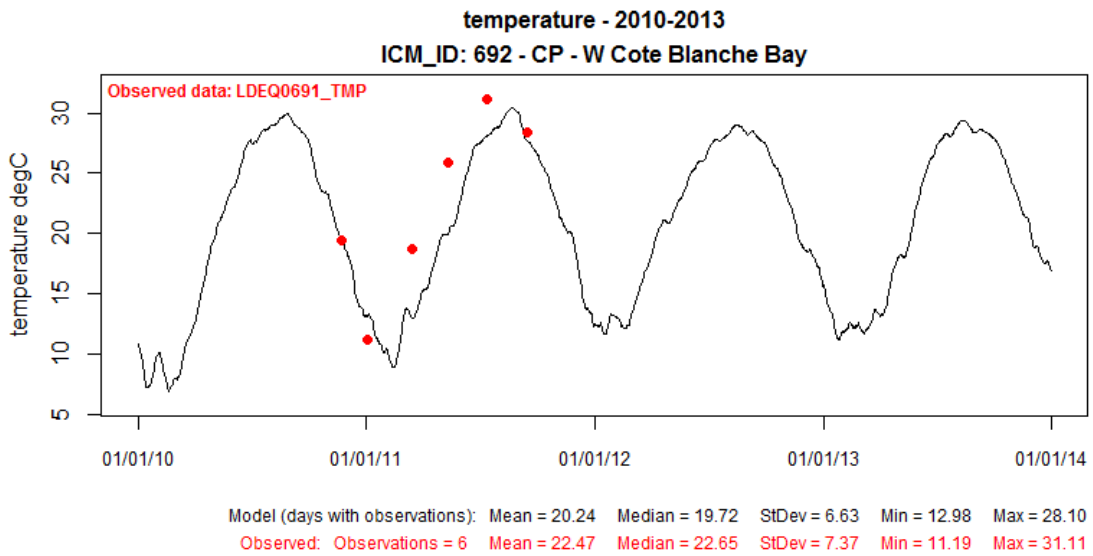


**Figure 211: Modeled Temperature ( C ) at ICM Compartment 692 (solid black line) Compared to Observed Data at LDEQ0691 for Calibration Period 2010-2013.**

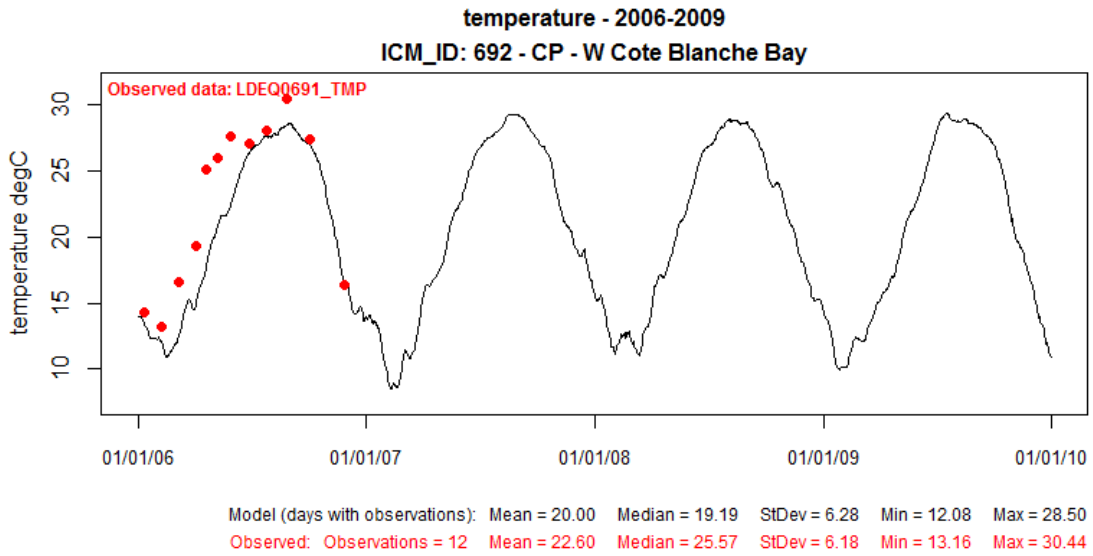


**Figure 212: Modeled Temperature ( C ) at ICM Compartment 692 (solid black line) Compared to Observed Data at LDEQ0691 for Validation Period 2006-2009.**

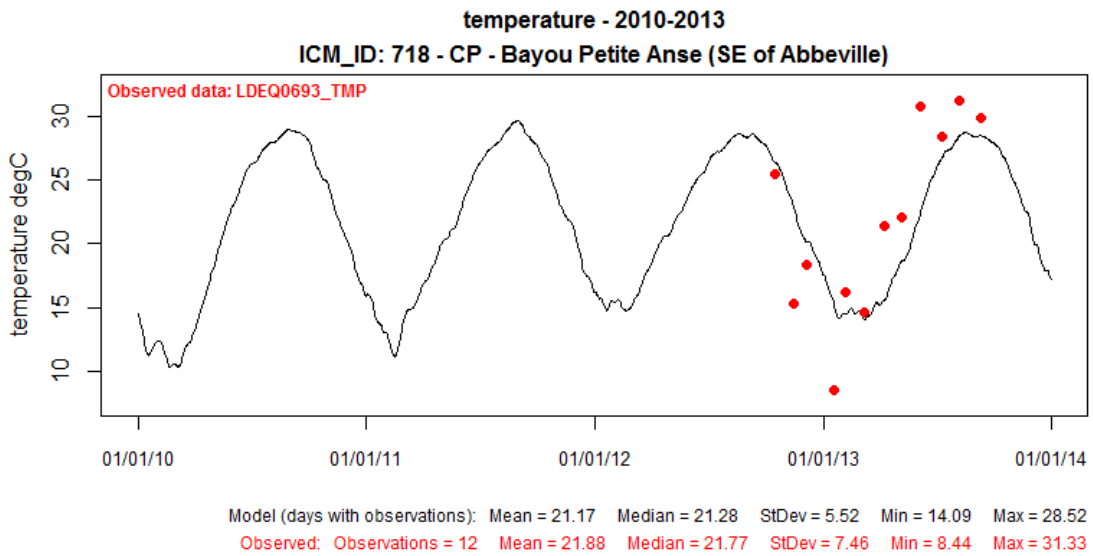


**Figure 213: Modeled Temperature ( C ) at ICM Compartment 718 (solid black line) Compared to Observed Data at LDEQ0693 for Calibration Period 2010-2013.**

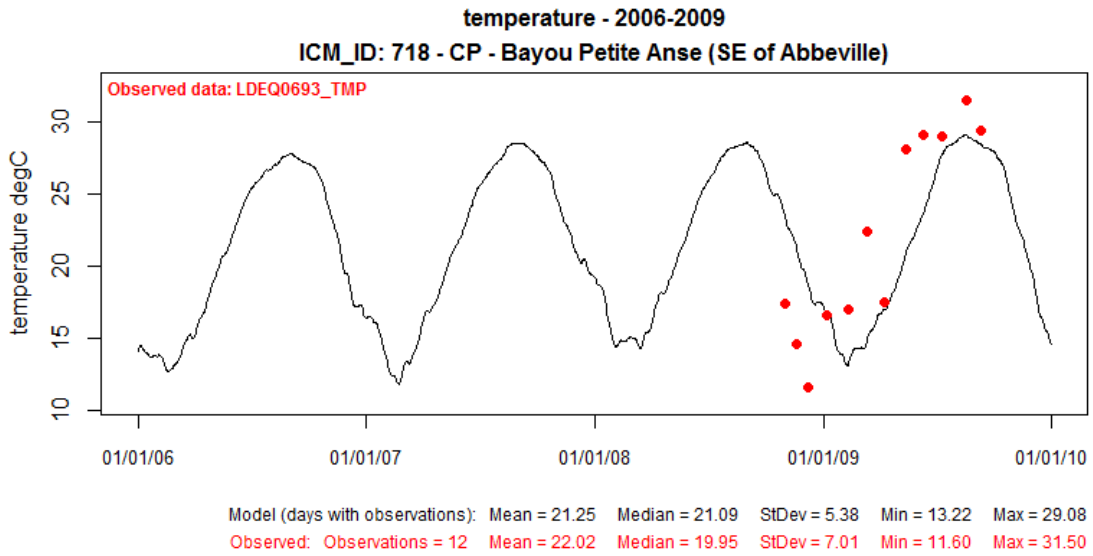


**Figure 214: Modeled Temperature ( C ) at ICM Compartment 718 (solid black line) Compared to Observed Data at LDEQ0693 for Validation Period 2006-2009.**

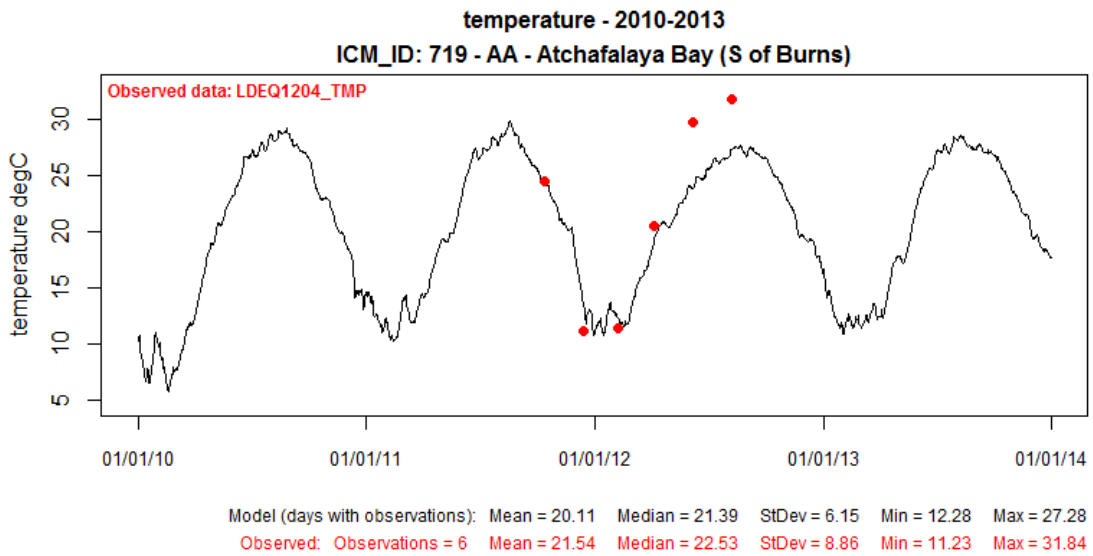


**Figure 215: Modeled Temperature ( C ) at ICM Compartment 719 (solid black line) Compared to Observed Data at LDEQ1204 for Calibration Period 2010-2013.**

**Figure 216: No Validation Figure for ICM Compartment 719.**

DRAFT

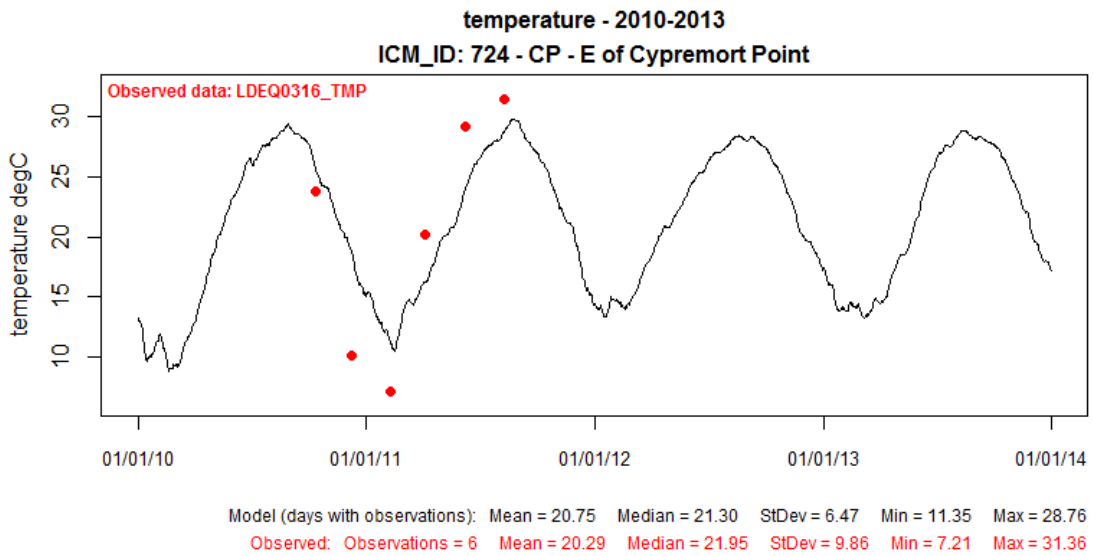


**Figure 217: Modeled Temperature ( C ) at ICM Compartment 724 (solid black line) Compared to Observed Data at LDEQ0316 for Calibration Period 2010-2013.**

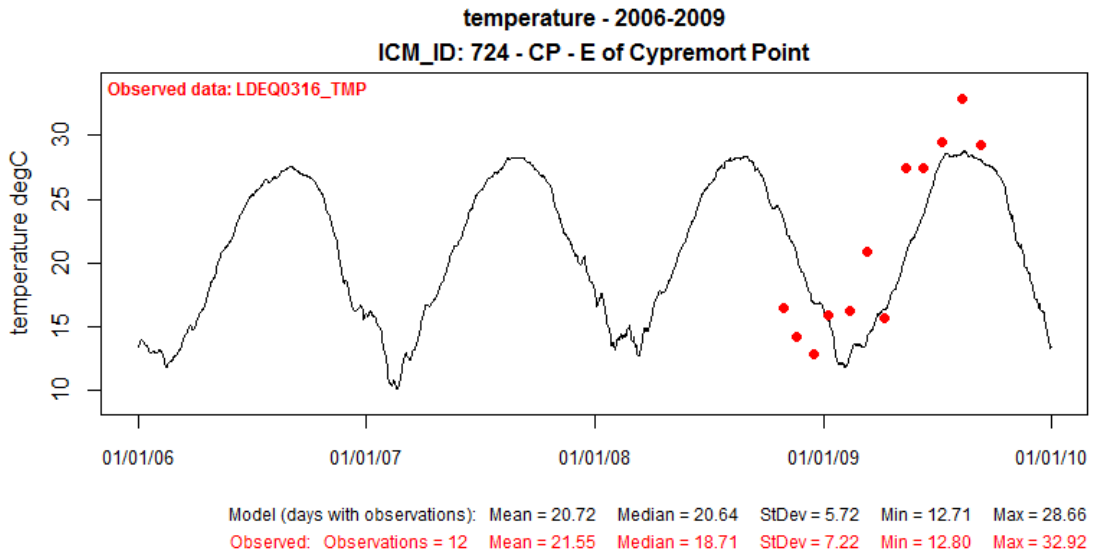


**Figure 218: Modeled Temperature ( C ) at ICM Compartment 724 (solid black line) Compared to Observed Data at LDEQ0316 for Validation Period 2006-2009.**

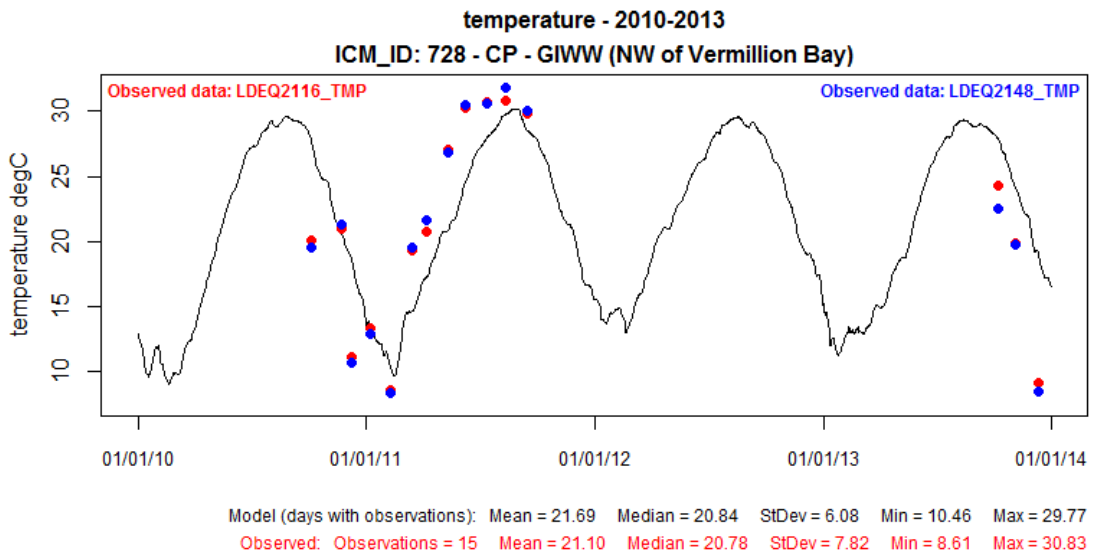


**Figure 219: Modeled Temperature ( C ) at ICM Compartment 728 (solid black line) Compared to Observed Data at LDEQ2116 for Calibration Period 2010-2013.**

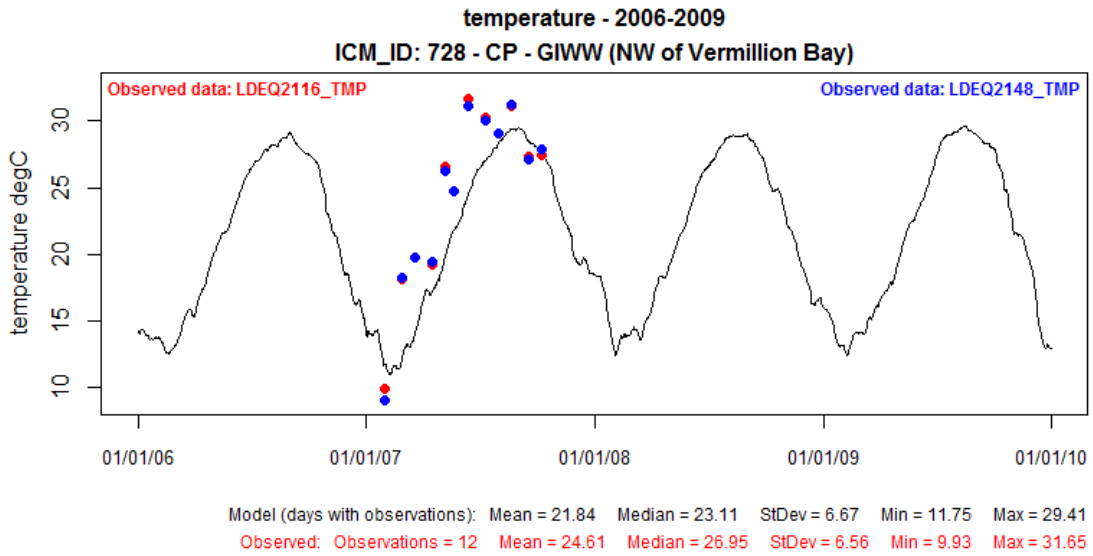


**Figure 220: Modeled Temperature ( C ) at ICM Compartment 728 (solid black line) Compared to Observed Data at LDEQ2116 for Validation Period 2006-2009.**

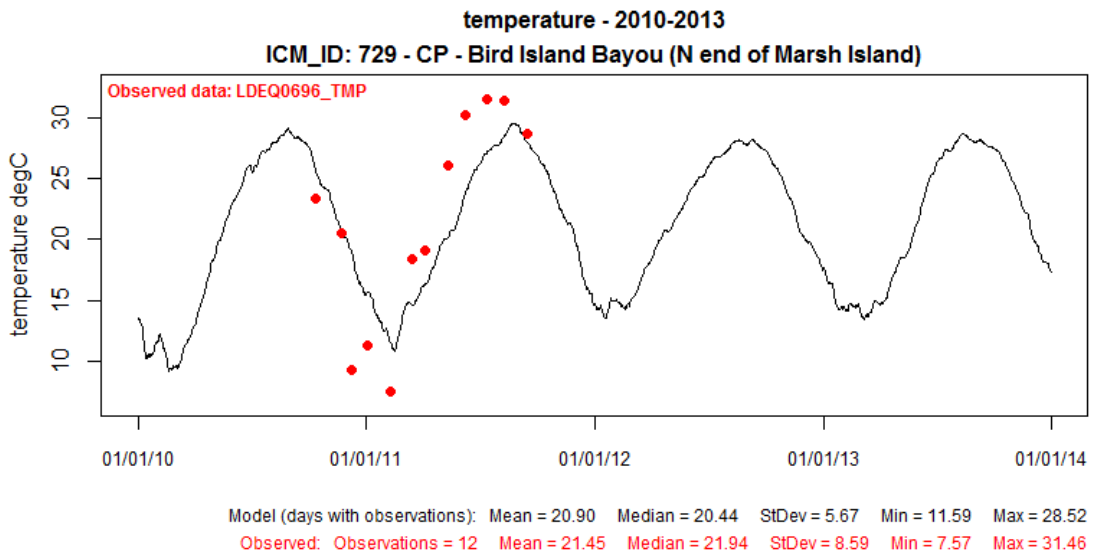


**Figure 221: Modeled Temperature ( C ) at ICM Compartment 729 (solid black line) Compared to Observed Data at LDEQ0696 for Calibration Period 2010-2013.**

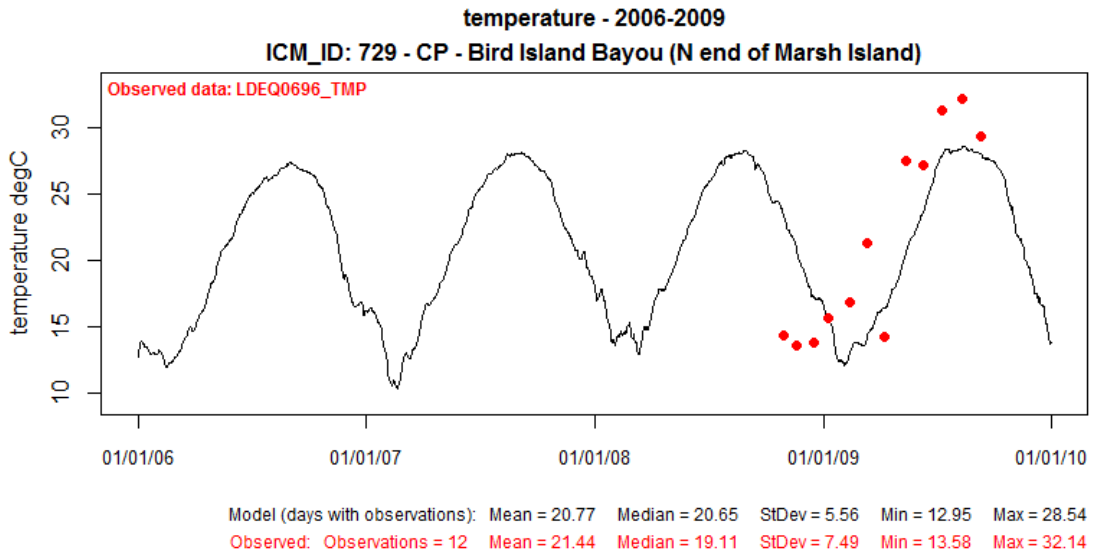


**Figure 222: Modeled Temperature ( C ) at ICM Compartment 729 (solid black line) Compared to Observed Data at LDEQ0696 for Validation Period 2006-2009.**

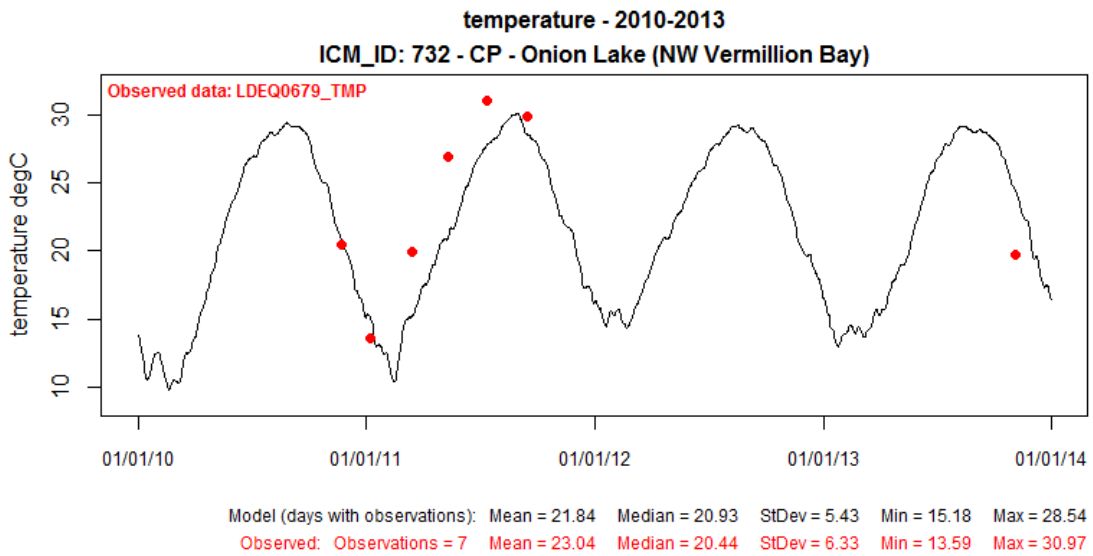


**Figure 223: Modeled Temperature ( C ) at ICM Compartment 732 (solid black line) Compared to Observed Data at LDEQ0679 for Calibration Period 2010-2013.**

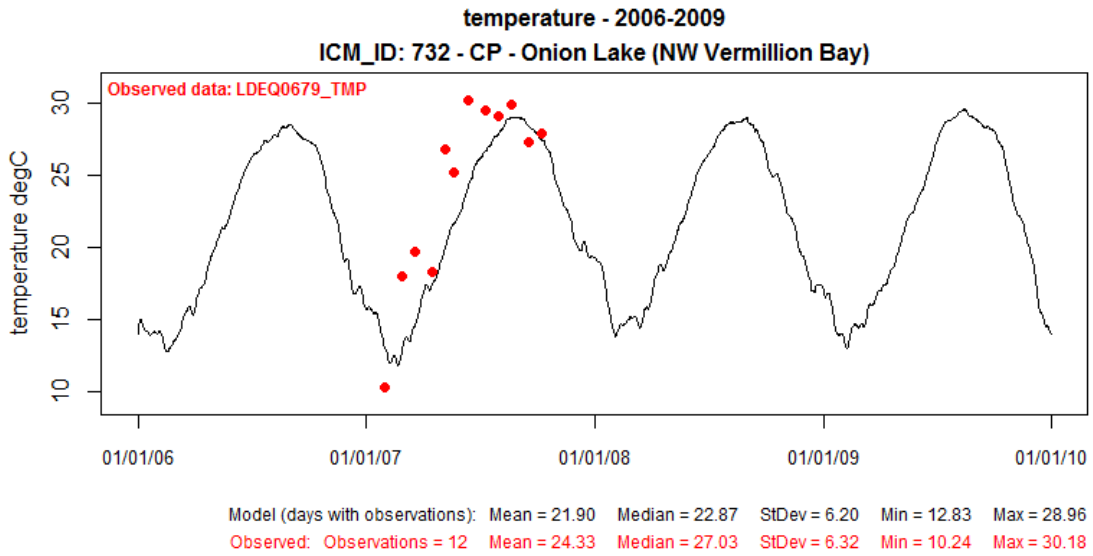


**Figure 224: Modeled Temperature ( C ) at ICM Compartment 732 (solid black line) Compared to Observed Data at LDEQ0679 for Validation Period 2006-2009.**

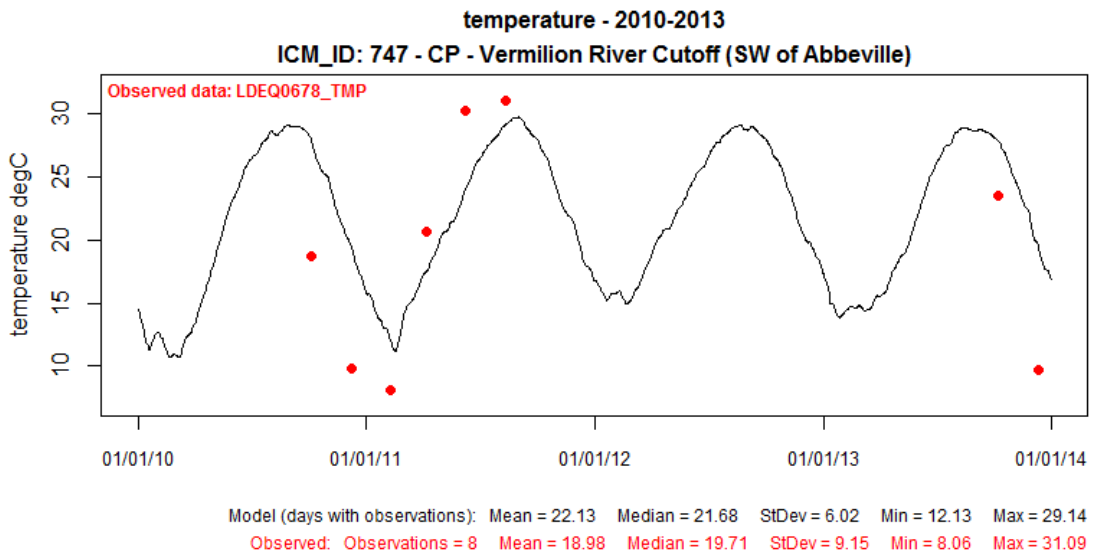


**Figure 225: Modeled Temperature ( C ) at ICM Compartment 747 (solid black line) Compared to Observed Data at LDEQ0678 for Calibration Period 2010-2013.**

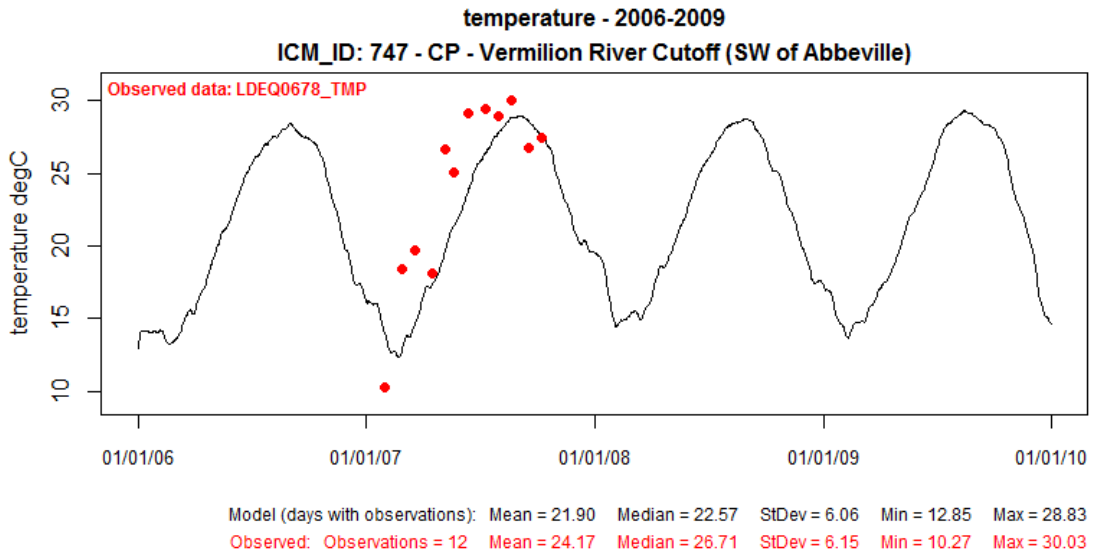


**Figure 226: Modeled Temperature ( C ) at ICM Compartment 747 (solid black line) Compared to Observed Data at LDEQ0678 for Validation Period 2006-2009.**

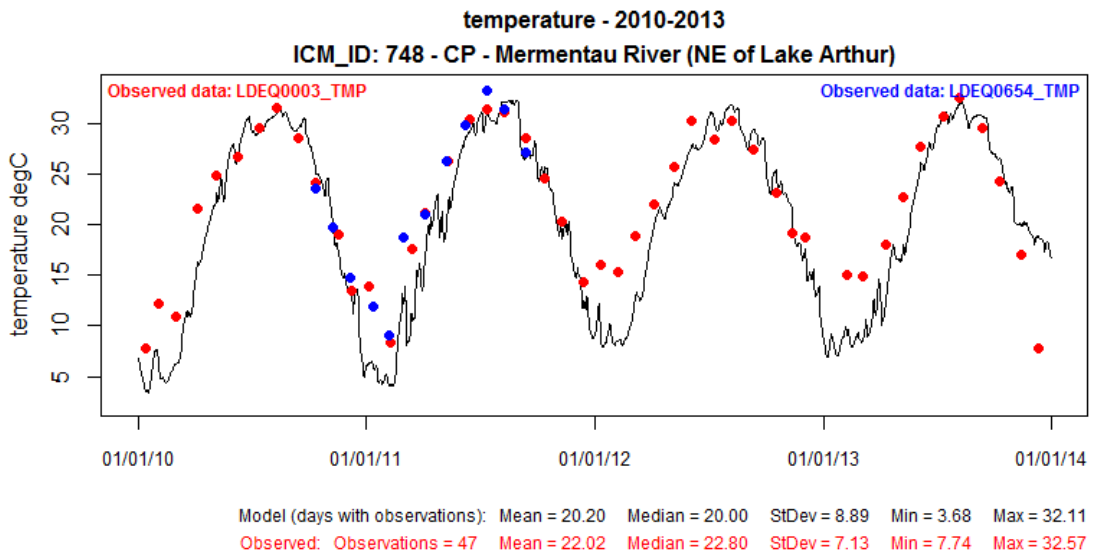


**Figure 227: Modeled Temperature ( C ) at ICM Compartment 748 (solid black line) Compared to Observed Data at LDEQ0003 for Calibration Period 2010-2013.**

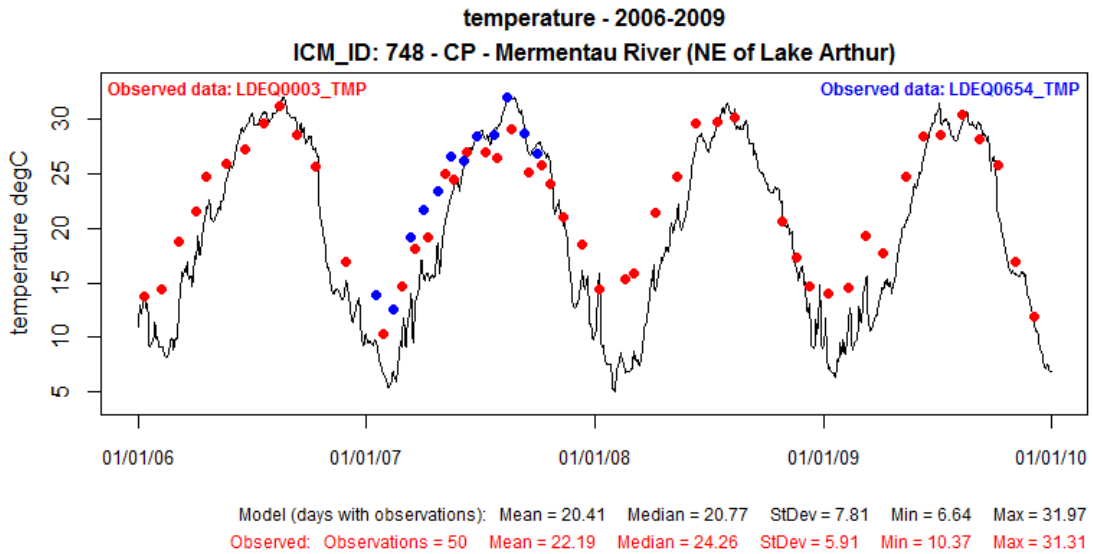


**Figure 228: Modeled Temperature ( C ) at ICM Compartment 748 (solid black line) Compared to Observed Data at LDEQ0003 for Validation Period 2006-2009.**

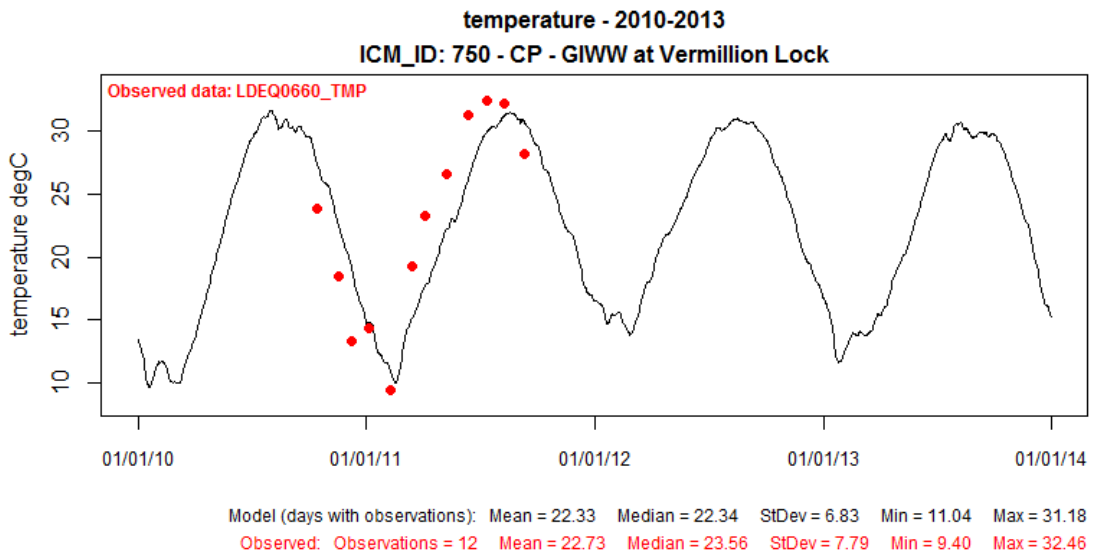


**Figure 229: Modeled Temperature ( C ) at ICM Compartment 750 (solid black line) Compared to Observed Data at LDEQ0660 for Calibration Period 2010-2013.**

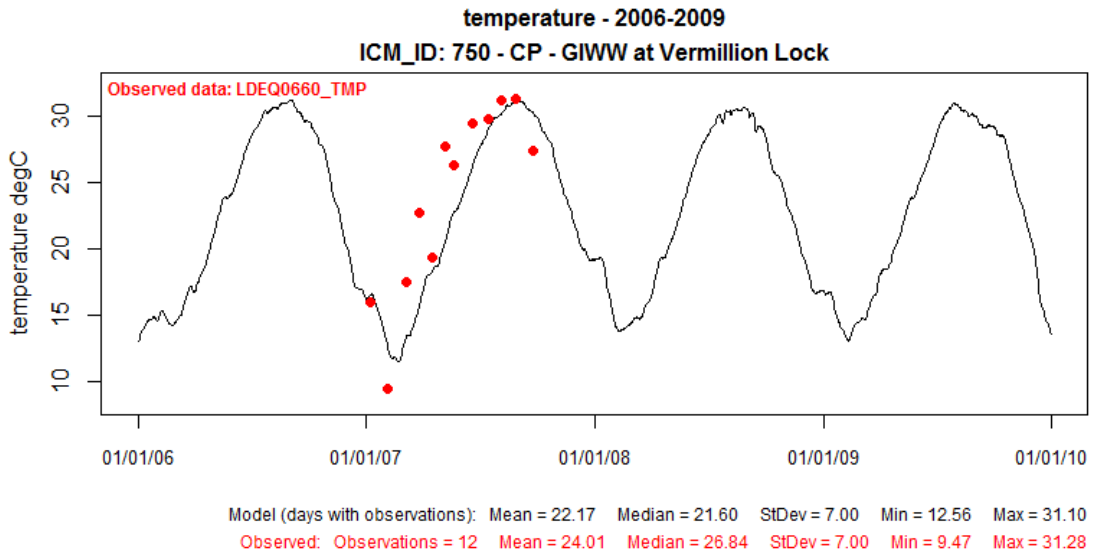


**Figure 230: Modeled Temperature ( C ) at ICM Compartment 750 (solid black line) Compared to Observed Data at LDEQ0660 for Validation Period 2006-2009.**

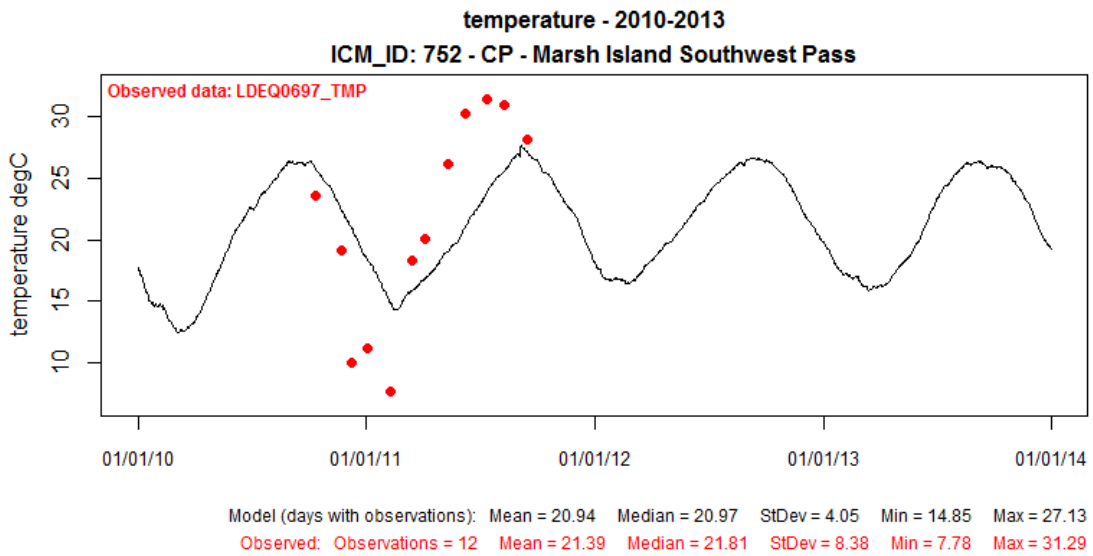


**Figure 231: Modeled Temperature ( C ) at ICM Compartment 752 (solid black line) Compared to Observed Data at LDEQ0697 for Calibration Period 2010-2013.**

**Figure 232: No Validation Figure for ICM Compartment 752.**

DRAFT

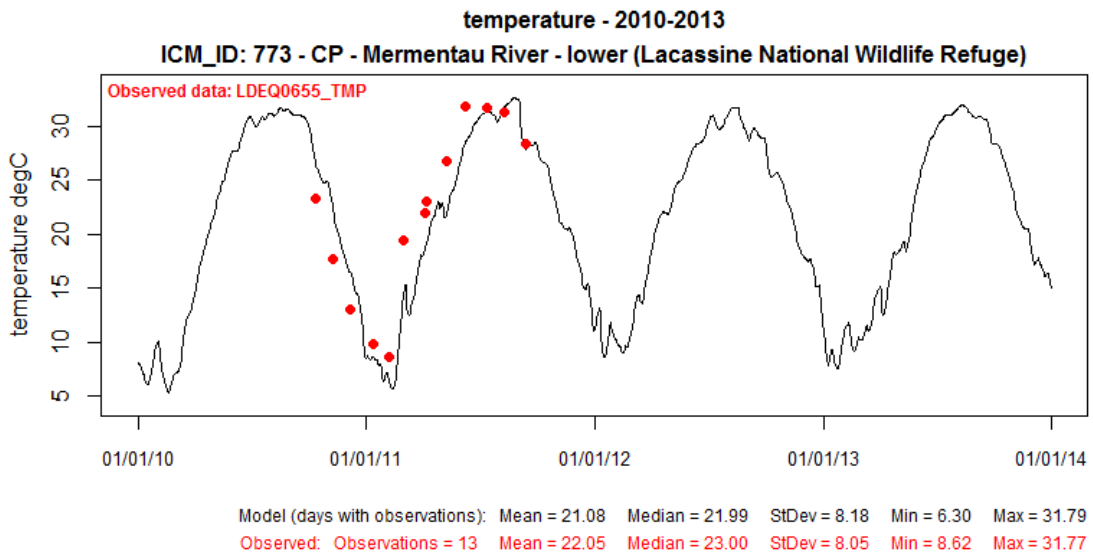


**Figure 233: Modeled Temperature ( C ) at ICM Compartment 773 (solid black line) Compared to Observed Data at LDEQ0655 for Calibration Period 2010-2013.**

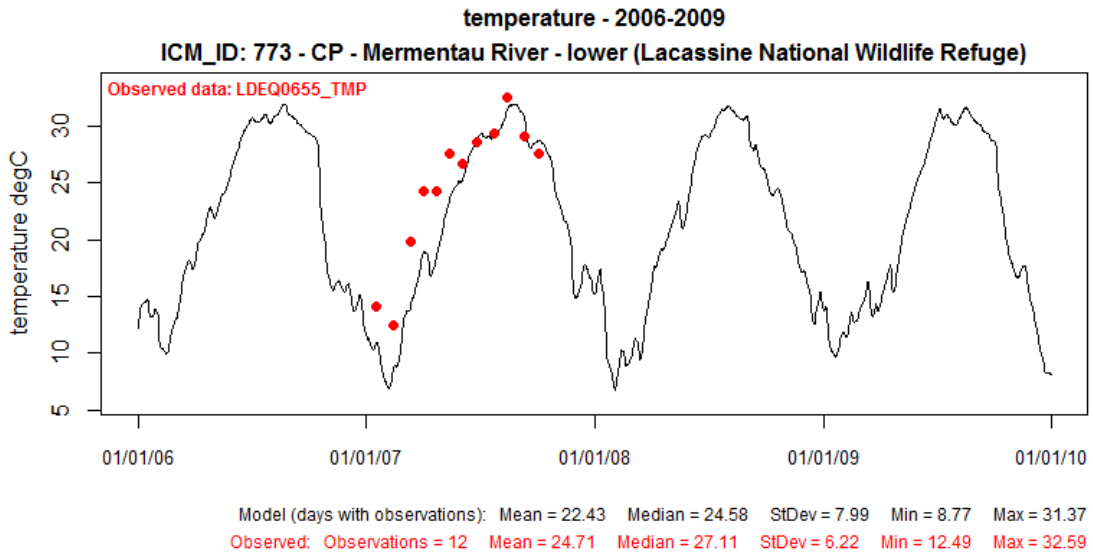


**Figure 234: Modeled Temperature ( C ) at ICM Compartment 773 (solid black line) Compared to Observed Data at LDEQ0655 for Validation Period 2006-2009.**

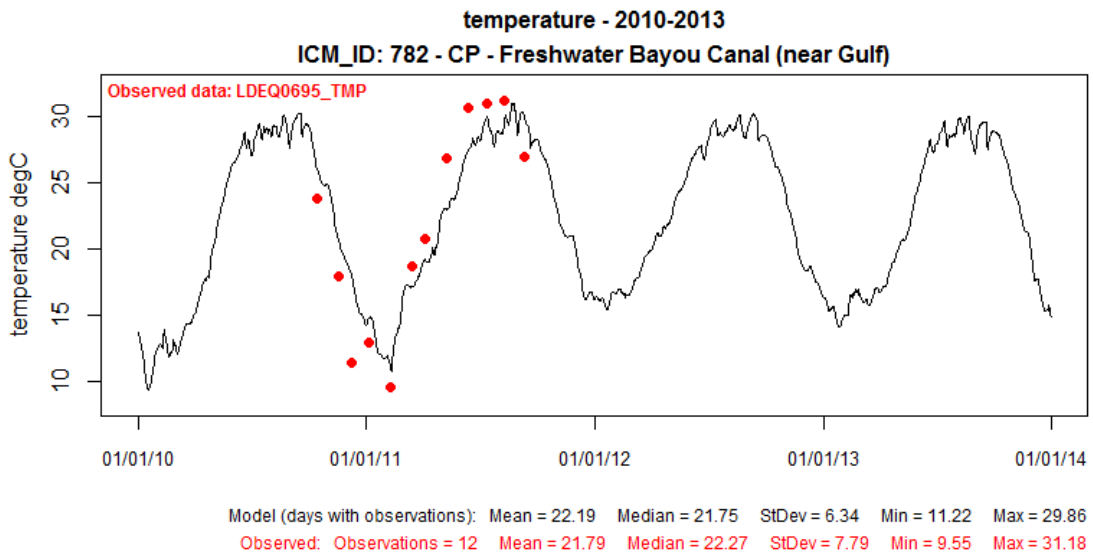


**Figure 235: Modeled Temperature ( C ) at ICM Compartment 782 (solid black line) Compared to Observed Data at LDEQ0695 for Calibration Period 2010-2013.**

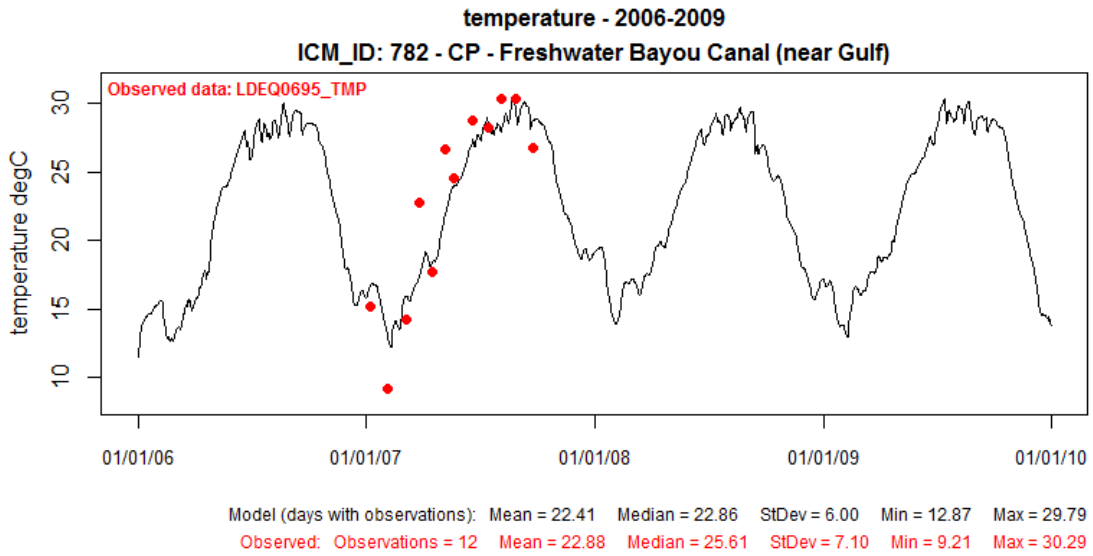


**Figure 236: Modeled Temperature ( C ) at ICM Compartment 782 (solid black line) Compared to Observed Data at LDEQ0695 for Validation Period 2006-2009.**

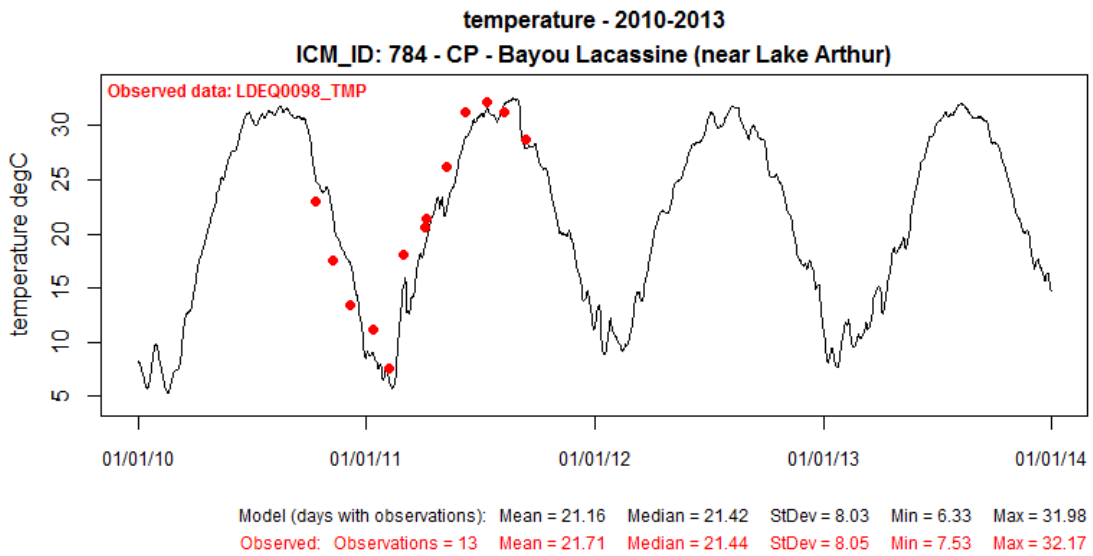


**Figure 237: Modeled Temperature ( C ) at ICM Compartment 784 (solid black line) Compared to Observed Data at LDEQ0098 for Calibration Period 2010-2013.**

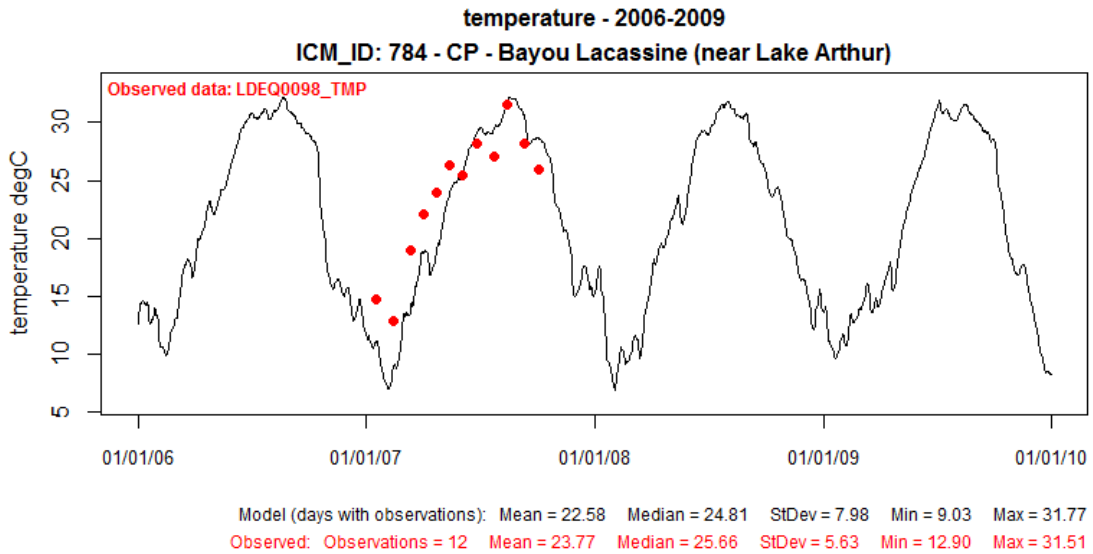


**Figure 238: Modeled Temperature ( C ) at ICM Compartment 784 (solid black line) Compared to Observed Data at LDEQ0098 for Validation Period 2006-2009.**

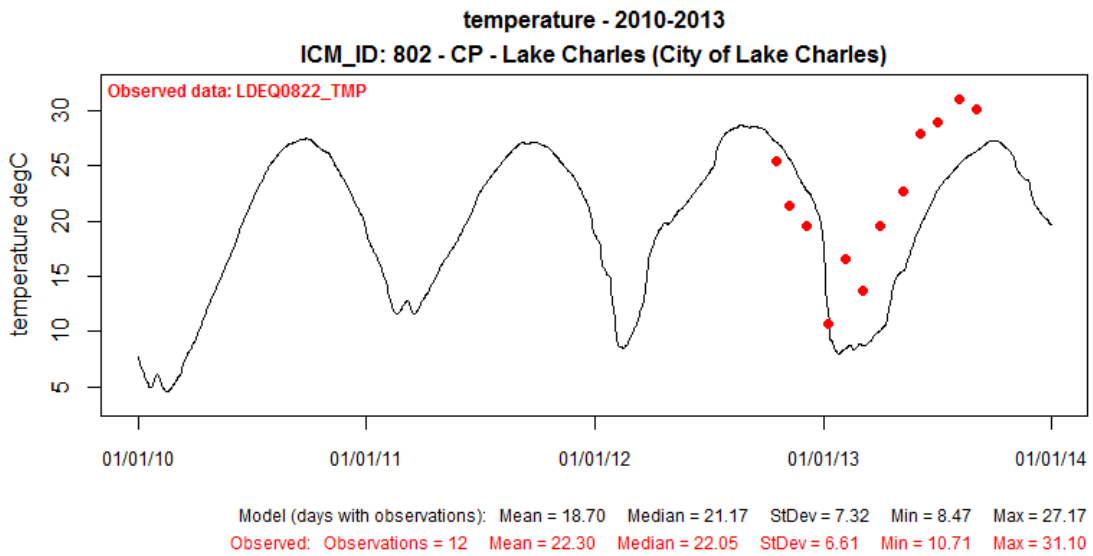


**Figure 239: Modeled Temperature ( C ) at ICM Compartment 802 (solid black line) Compared to Observed Data at LDEQ0822 for Calibration Period 2010-2013.**

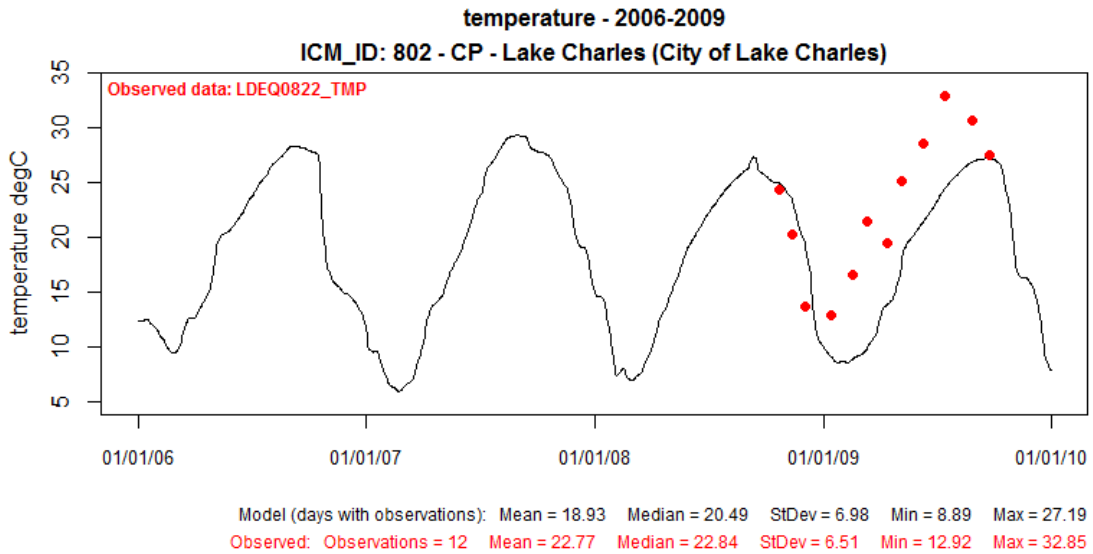


**Figure 240: Modeled Temperature ( C ) at ICM Compartment 802 (solid black line) Compared to Observed Data at LDEQ0822 for Validation Period 2006-2009.**

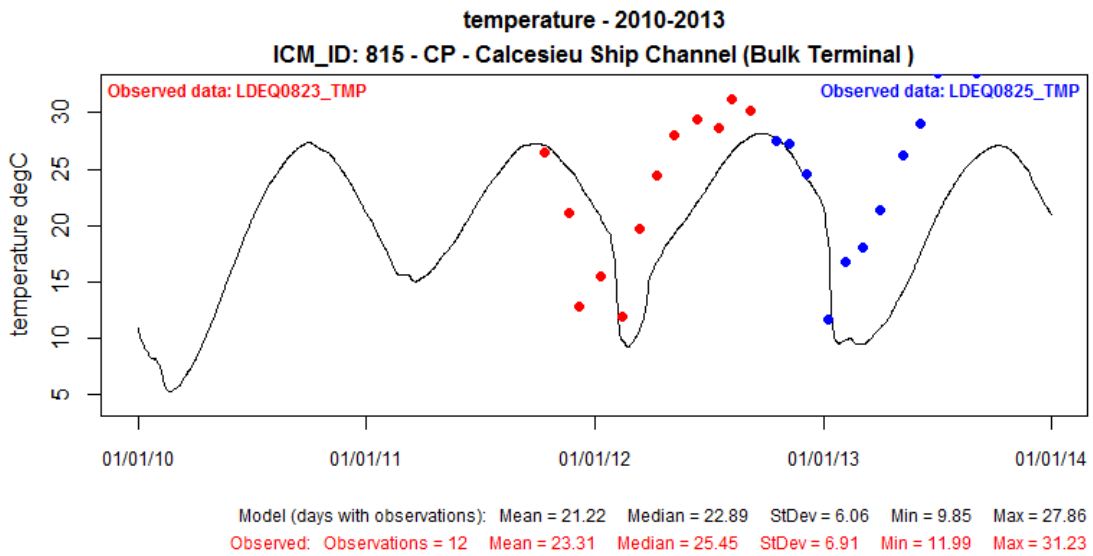


**Figure 241: Modeled Temperature ( C ) at ICM Compartment 815 (solid black line) Compared to Observed Data at LDEQ0823 for Calibration Period 2010-2013.**

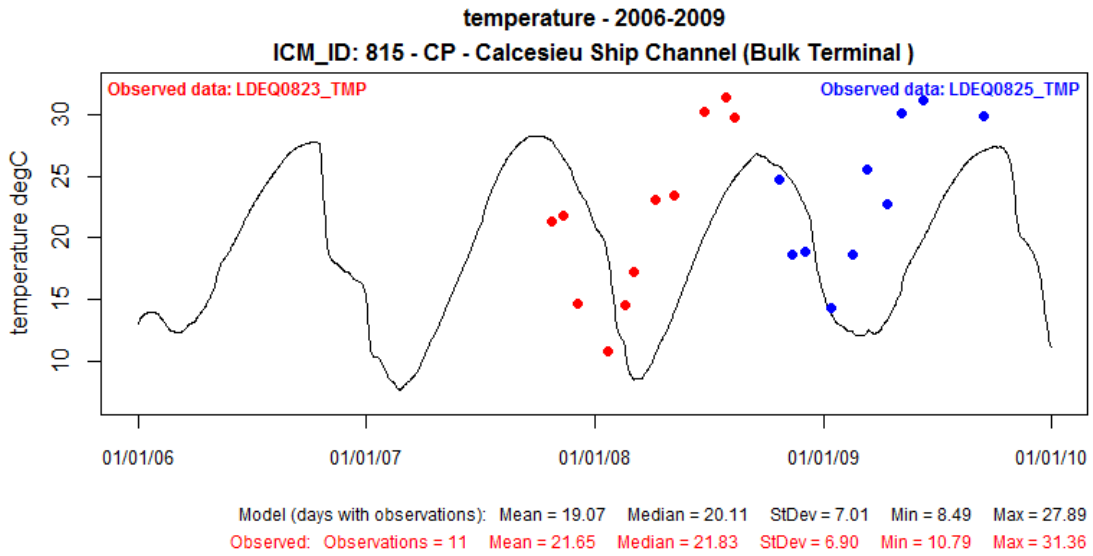


**Figure 242: Modeled Temperature ( C ) at ICM Compartment 815 (solid black line) Compared to Observed Data at LDEQ0823 for Validation Period 2006-2009.**

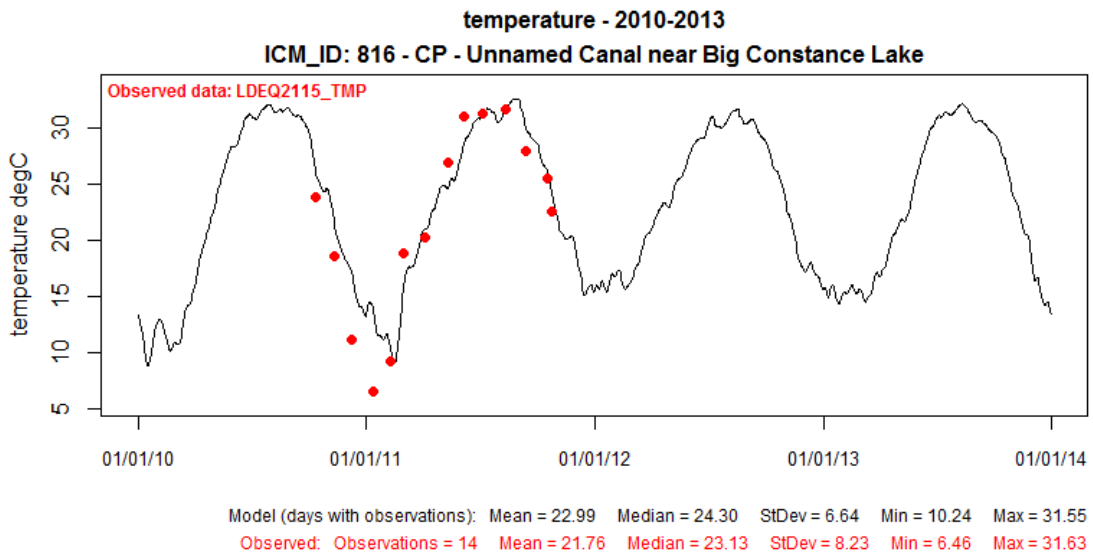


**Figure 243: Modeled Temperature ( C ) at ICM Compartment 816 (solid black line) Compared to Observed Data at LDEQ2115 for Calibration Period 2010-2013.**

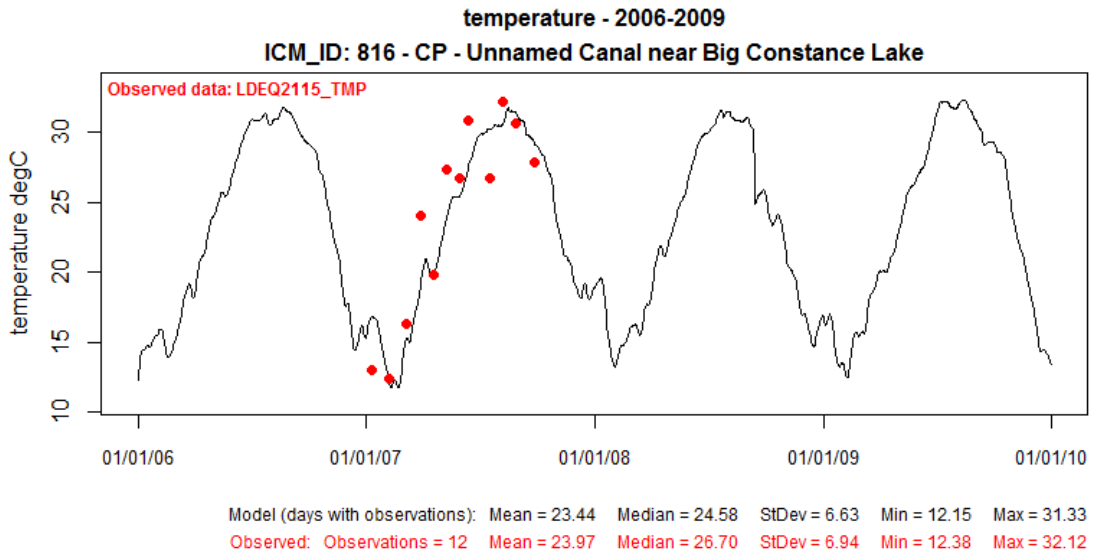


**Figure 244: Modeled Temperature ( C ) at ICM Compartment 816 (solid black line) Compared to Observed Data at LDEQ2115 for Validation Period 2006-2009.**

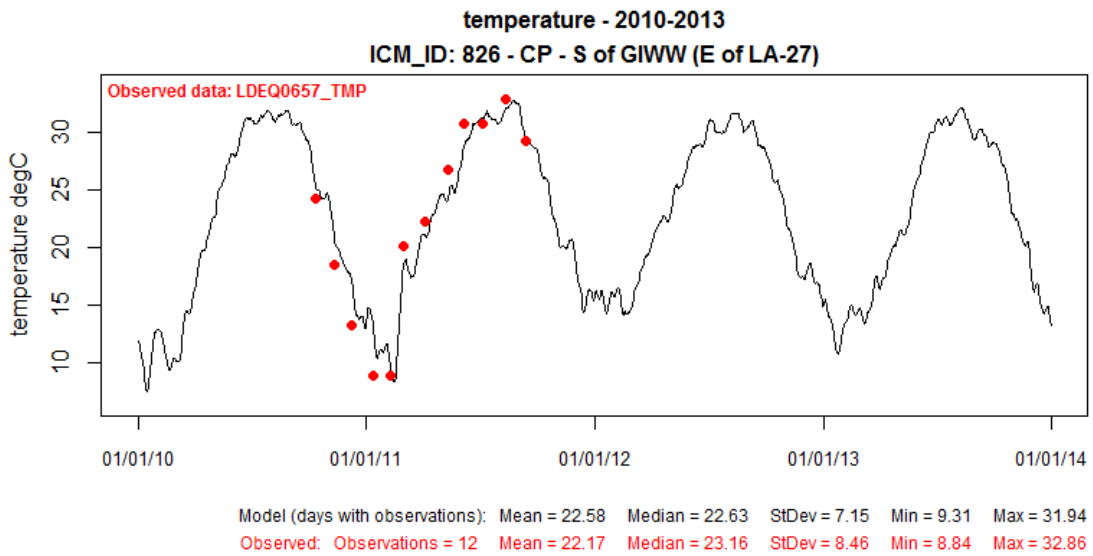


**Figure 245: Modeled Temperature ( C ) at ICM Compartment 826 (solid black line) Compared to Observed Data at LDEQ0657 for Calibration Period 2010-2013.**

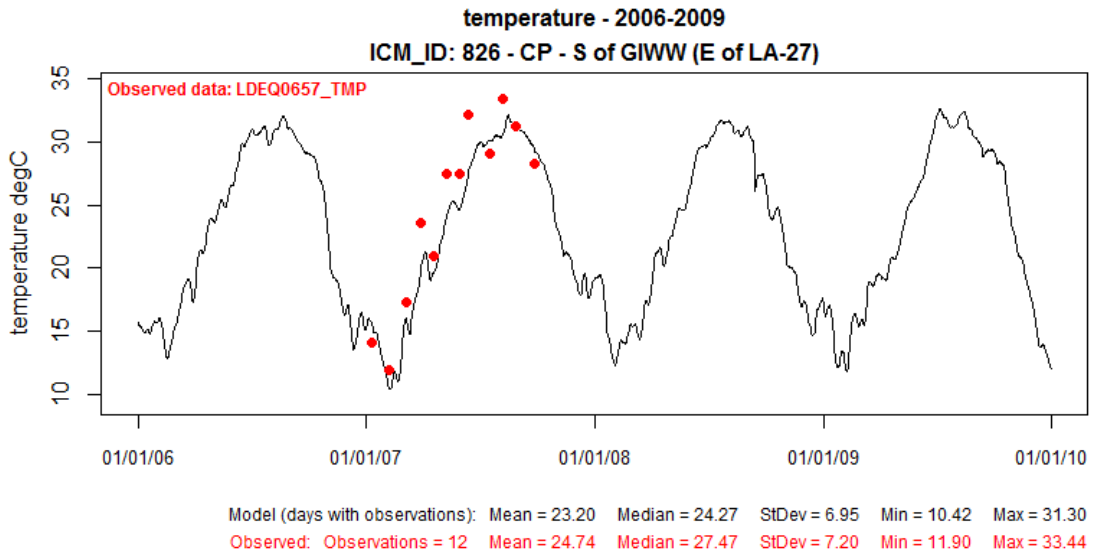


**Figure 246: Modeled Temperature ( C ) at ICM Compartment 826 (solid black line) Compared to Observed Data at LDEQ0657 for Validation Period 2006-2009.**

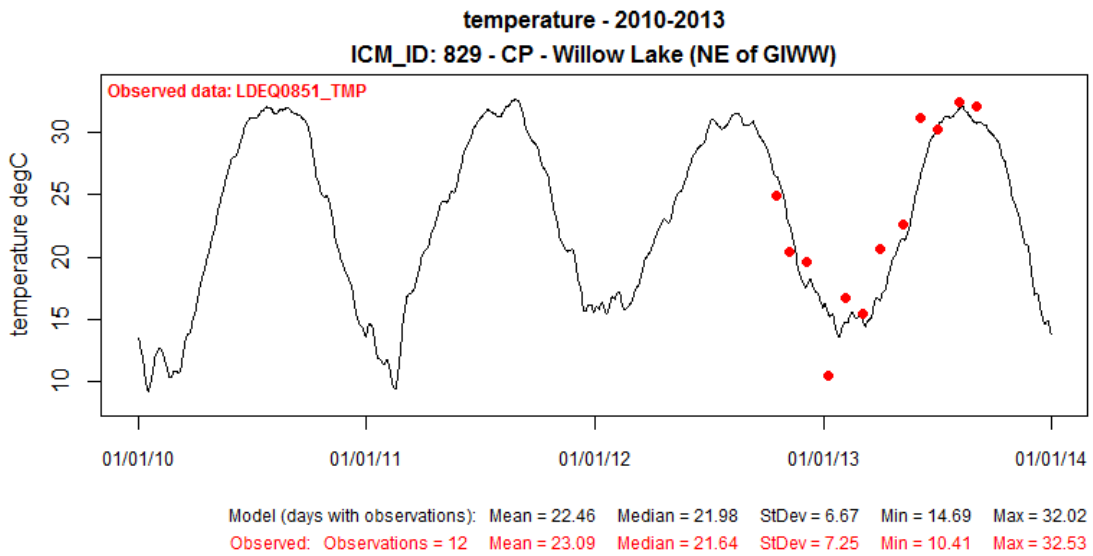


**Figure 247: Modeled Temperature ( C ) at ICM Compartment 829 (solid black line) Compared to Observed Data at LDEQ0851 for Calibration Period 2010-2013.**

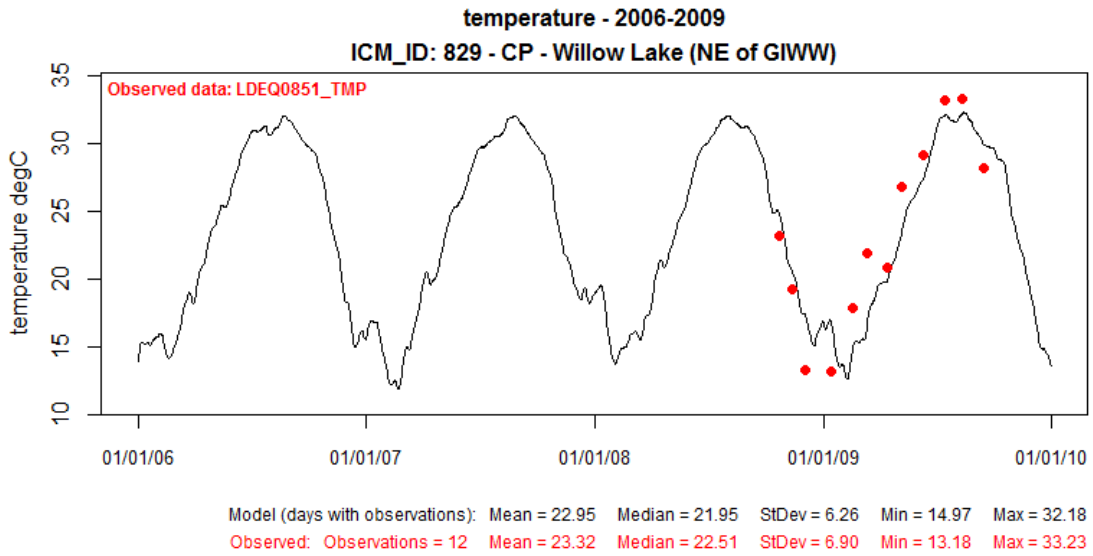


**Figure 248: Modeled Temperature ( C ) at ICM Compartment 829 (solid black line) Compared to Observed Data at LDEQ0851 for Validation Period 2006-2009.**

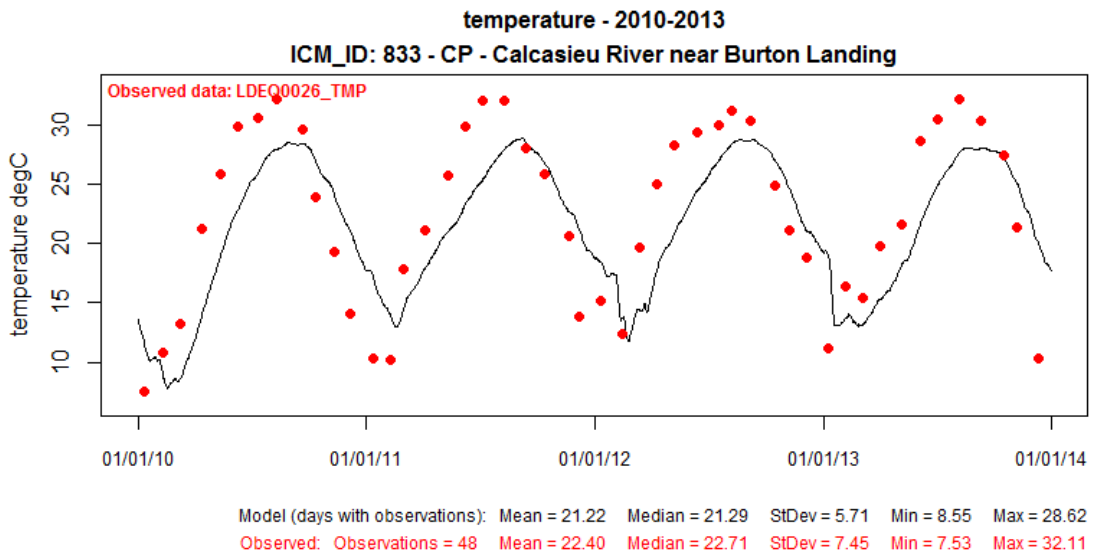


**Figure 249: Modeled Temperature ( C ) at ICM Compartment 833 (solid black line) Compared to Observed Data at LDEQ0026 for Calibration Period 2010-2013.**

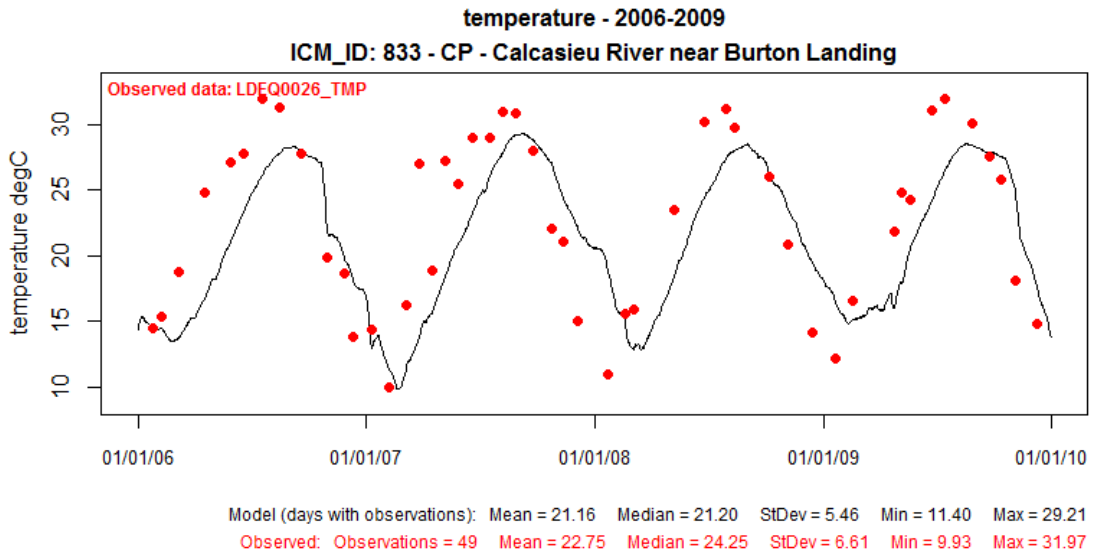


**Figure 250: Modeled Temperature ( C ) at ICM Compartment 833 (solid black line) Compared to Observed Data at LDEQ0026 for Validation Period 2006-2009.**

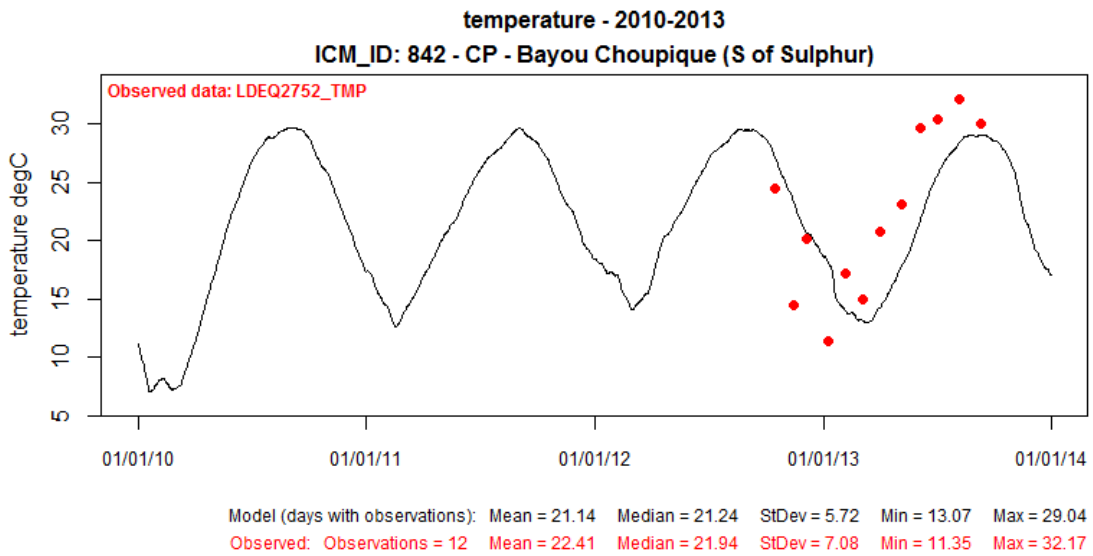


**Figure 251: Modeled Temperature ( C ) at ICM Compartment 842 (solid black line) Compared to Observed Data at LDEQ2752 for Calibration Period 2010-2013.**

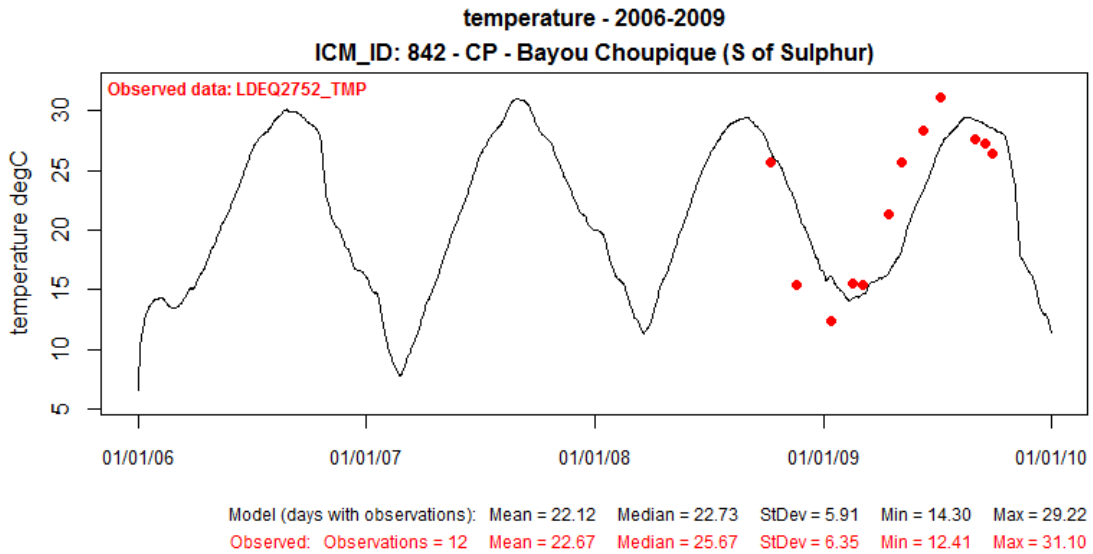


**Figure 252: Modeled Temperature ( C ) at ICM Compartment 842 (solid black line) Compared to Observed Data at LDEQ2752 for Validation Period 2006-2009.**

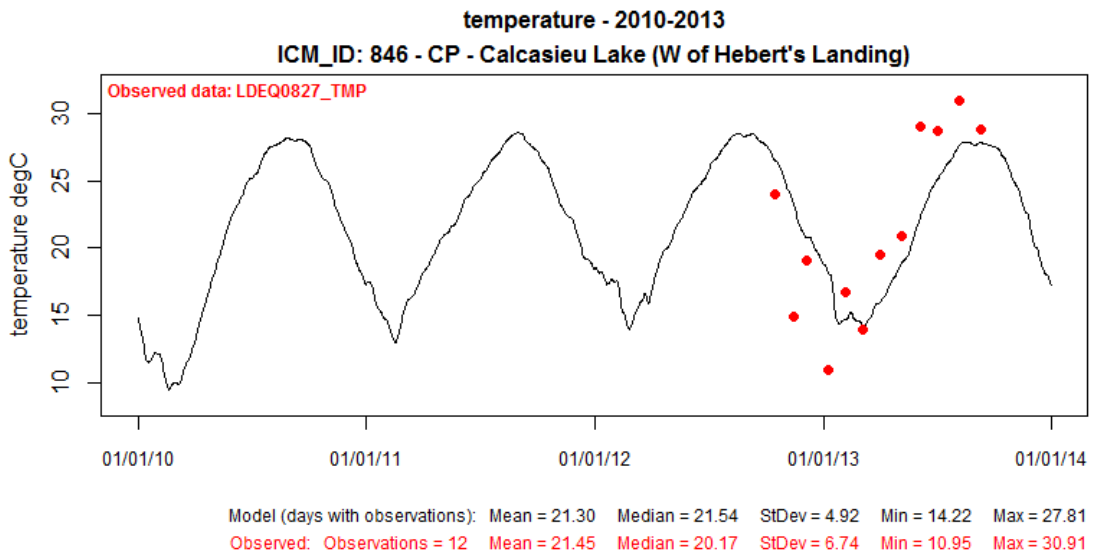


**Figure 253: Modeled Temperature ( C ) at ICM Compartment 846 (solid black line) Compared to Observed Data at LDEQ0827 for Calibration Period 2010-2013.**

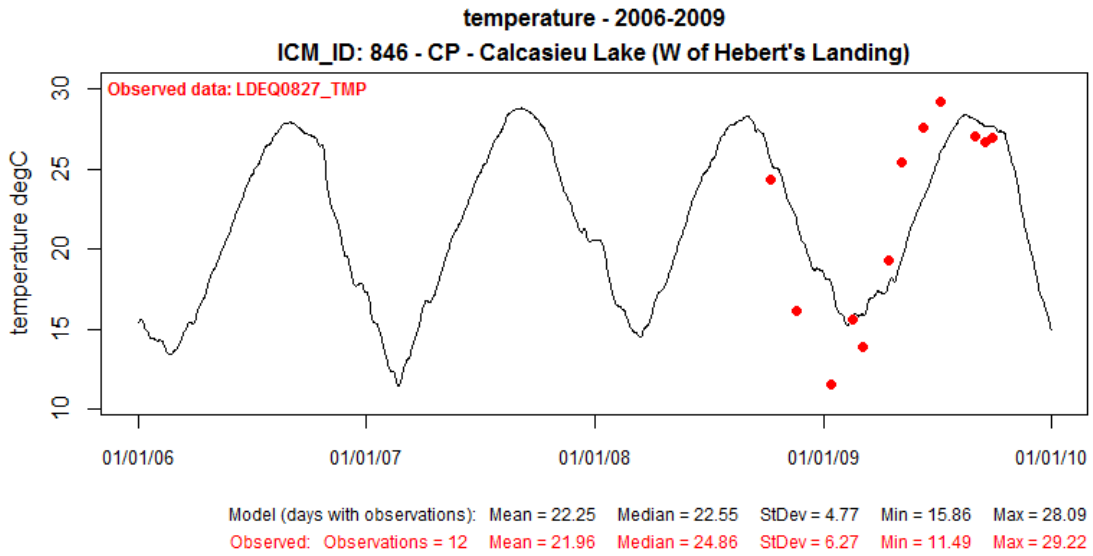


**Figure 254: Modeled Temperature ( C ) at ICM Compartment 846 (solid black line) Compared to Observed Data at LDEQ0827 for Validation Period 2006-2009.**

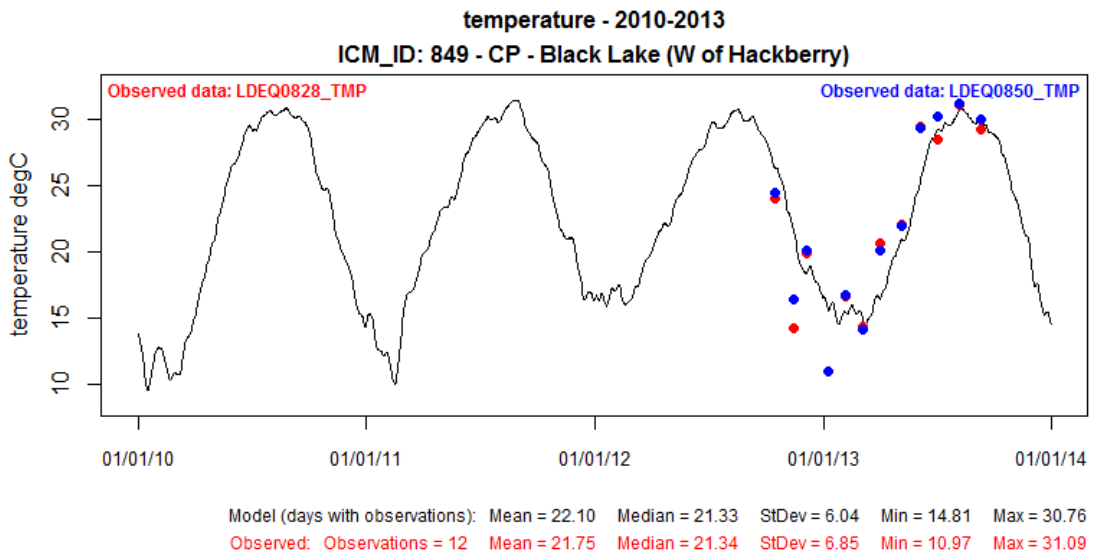


**Figure 255: Modeled Temperature ( C ) at ICM Compartment 849 (solid black line) Compared to Observed Data at LDEQ0828 for Calibration Period 2010-2013.**

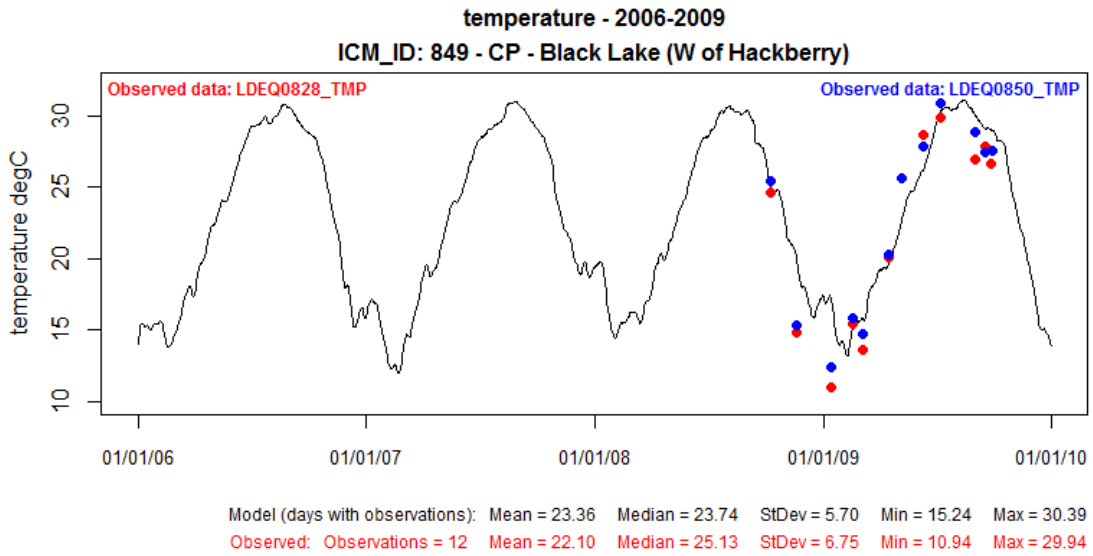


**Figure 256: Modeled Temperature ( C ) at ICM Compartment 849 (solid black line) Compared to Observed Data at LDEQ0828 for Validation Period 2006-2009.**

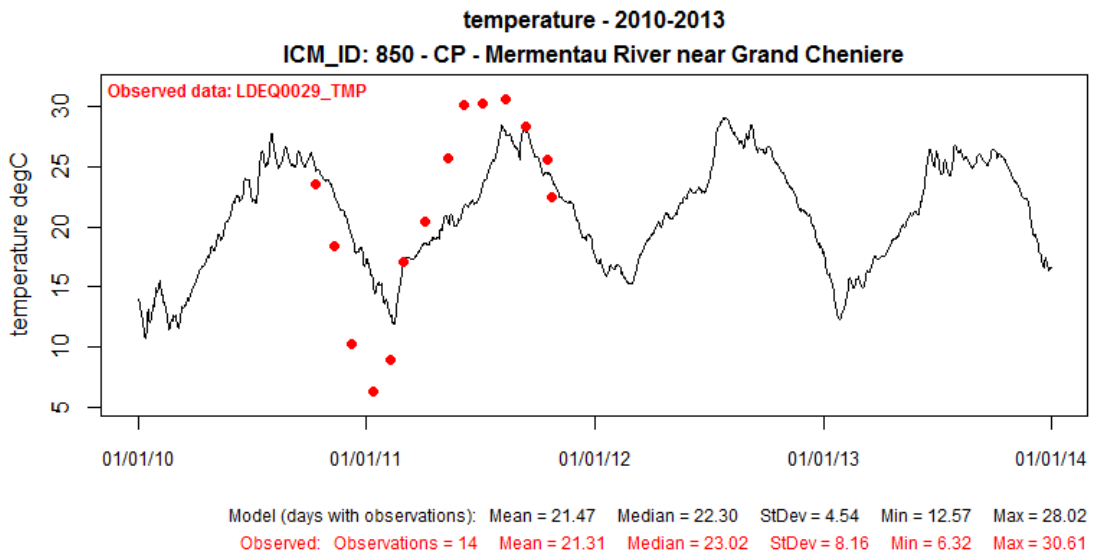


**Figure 257: Modeled Temperature ( C ) at ICM Compartment 850 (solid black line) Compared to Observed Data at LDEQ0029 for Calibration Period 2010-2013.**

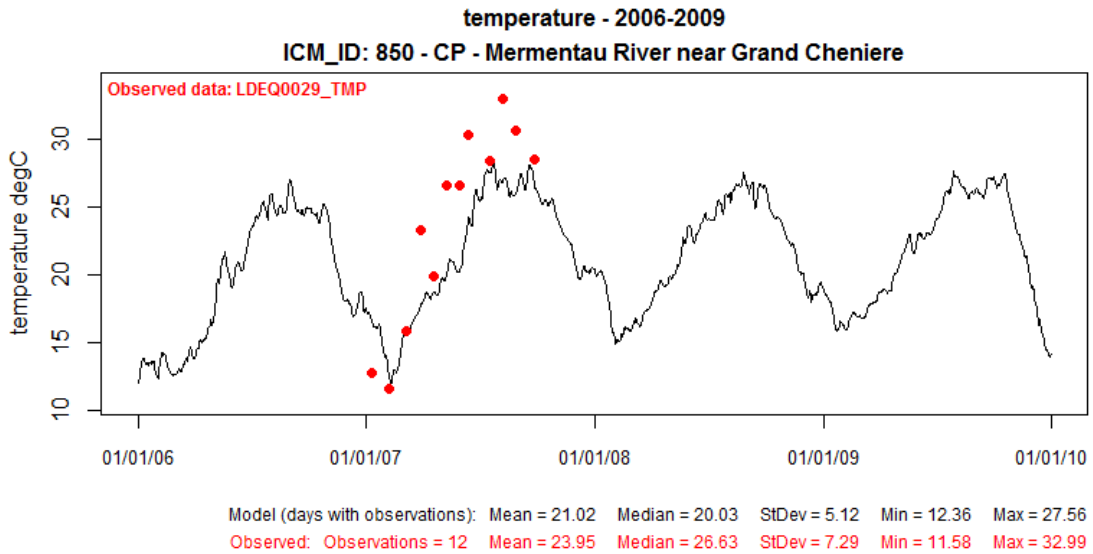


**Figure 258: Modeled Temperature ( C ) at ICM Compartment 850 (solid black line) Compared to Observed Data at LDEQ0029 for Validation Period 2006-2009.**

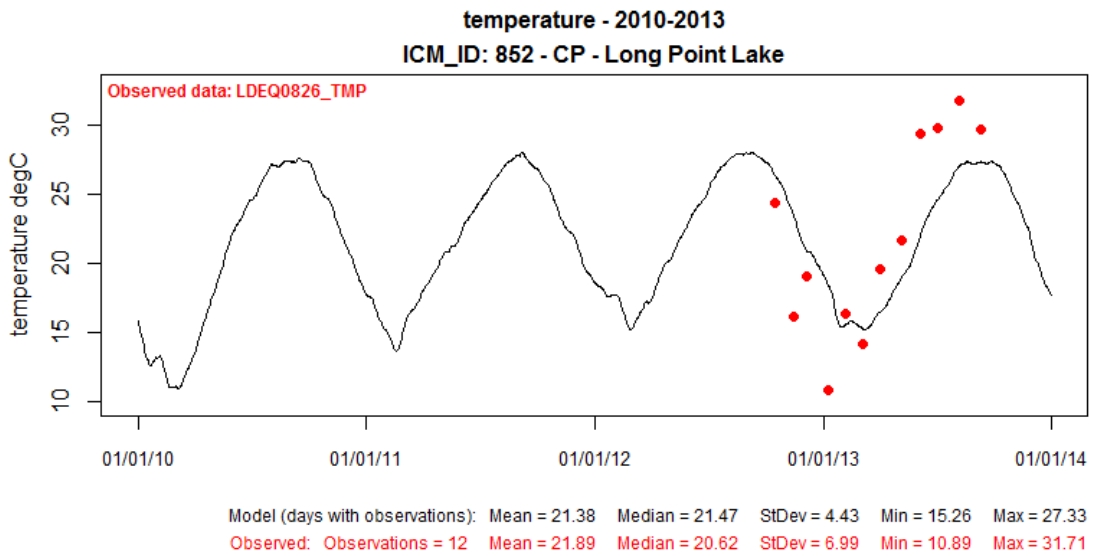


**Figure 259: Modeled Temperature ( C ) at ICM Compartment 852 (solid black line) Compared to Observed Data at LDEQ0826 for Calibration Period 2010-2013.**

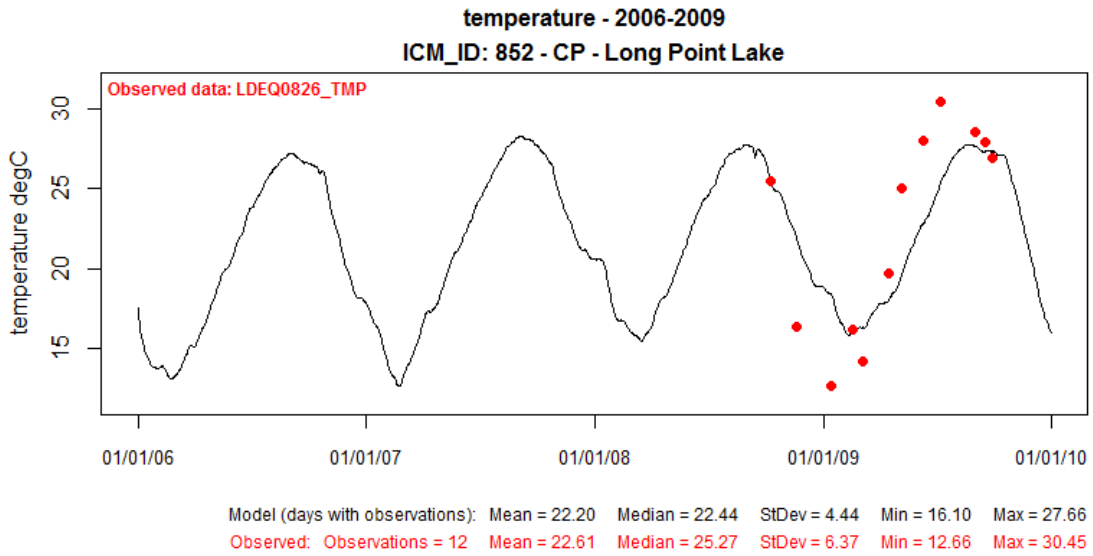


**Figure 260: Modeled Temperature ( C ) at ICM Compartment 852 (solid black line) Compared to Observed Data at LDEQ0826 for Validation Period 2006-2009.**

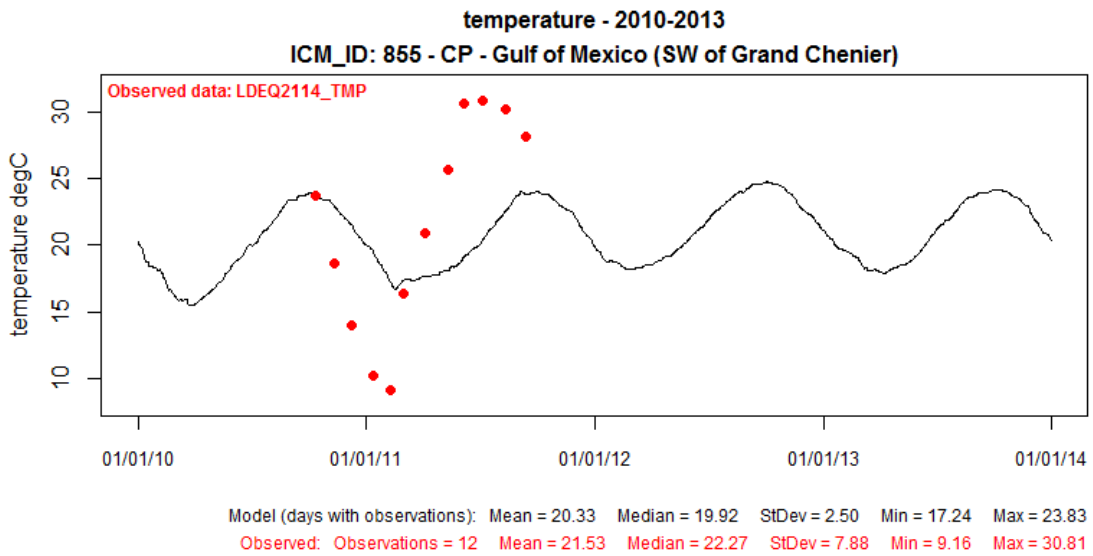


**Figure 261: Modeled Temperature ( C ) at ICM Compartment 855 (solid black line) Compared to Observed Data at LDEQ2114 for Calibration Period 2010-2013.**

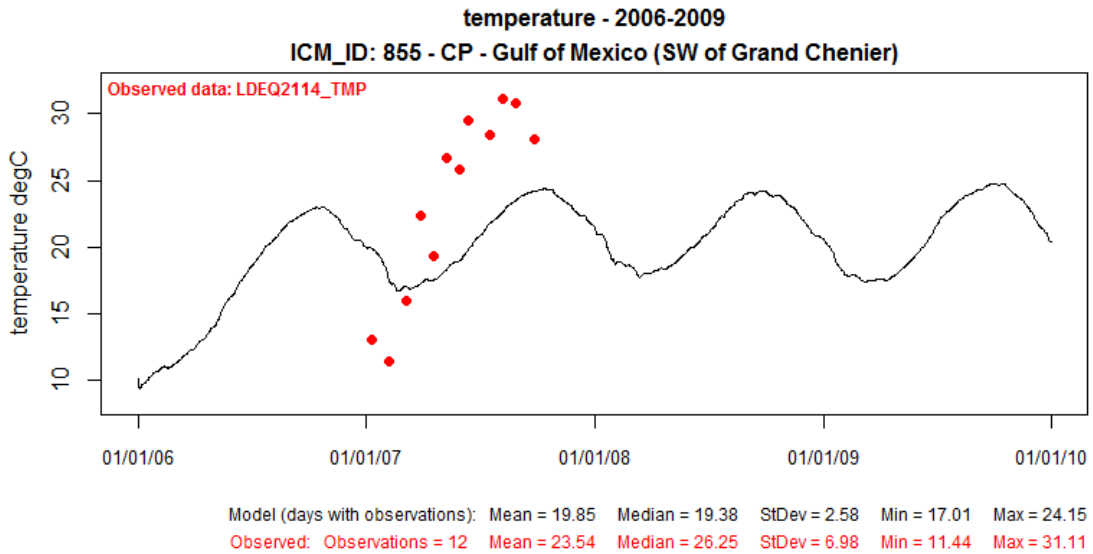


**Figure 262: Modeled Temperature ( C ) at ICM Compartment 855 (solid black line) Compared to Observed Data at LDEQ2114 for Validation Period 2006-2009.**

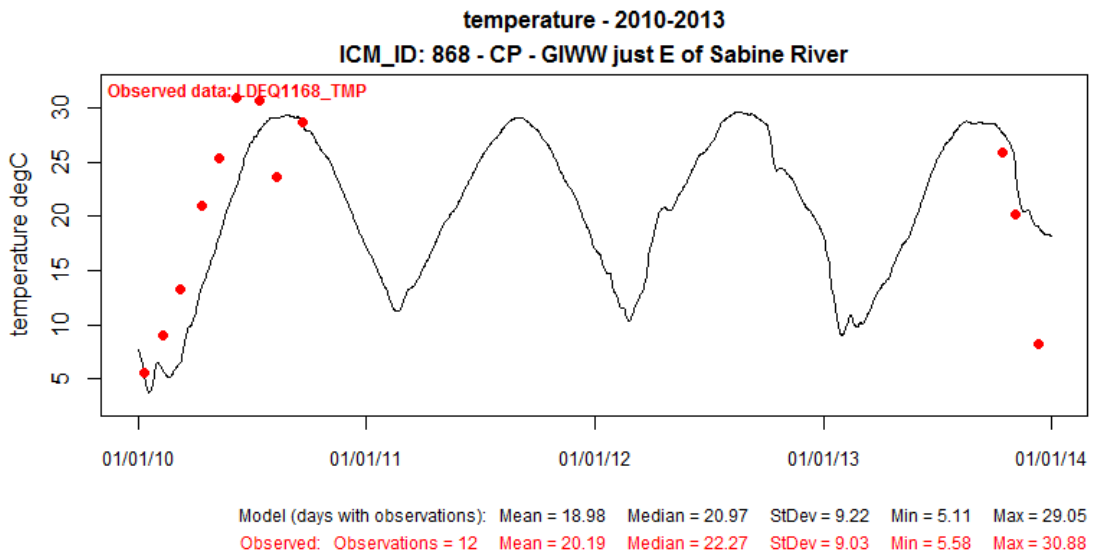


**Figure 263: Modeled Temperature ( C ) at ICM Compartment 868 (solid black line) Compared to Observed Data at LDEQ1168 for Calibration Period 2010-2013.**

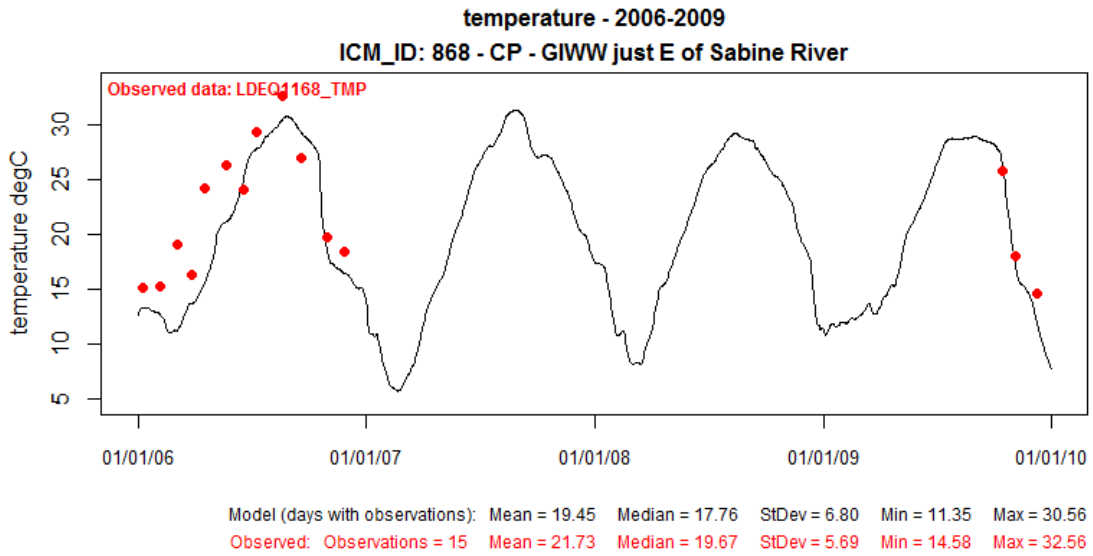


**Figure 264: Modeled Temperature ( C ) at ICM Compartment 868 (solid black line) Compared to Observed Data at LDEQ1168 for Validation Period 2006-2009.**

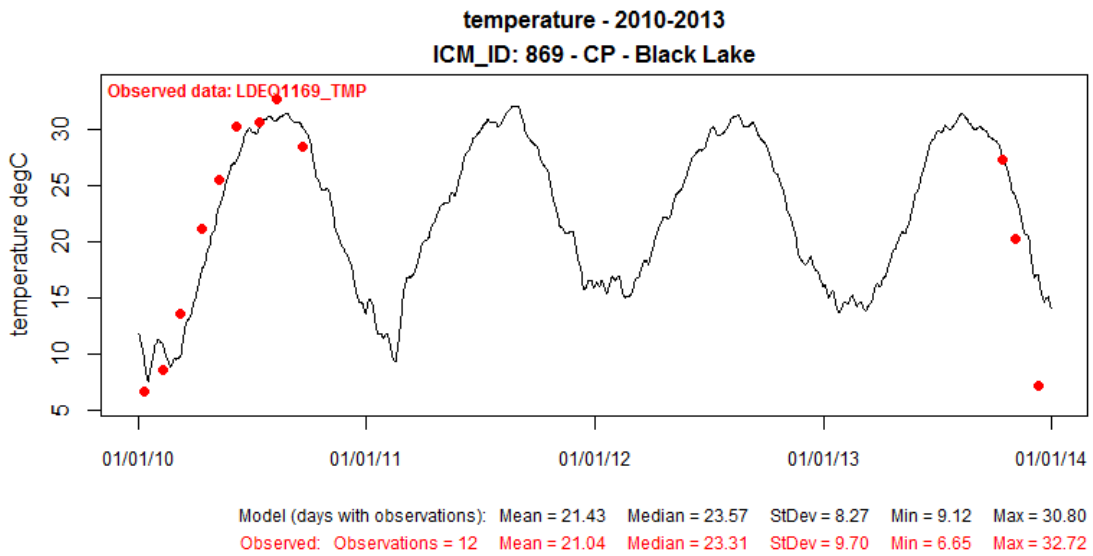


**Figure 265: Modeled Temperature ( C ) at ICM Compartment 869 (solid black line) Compared to Observed Data at LDEQ1169 for Calibration Period 2010-2013.**

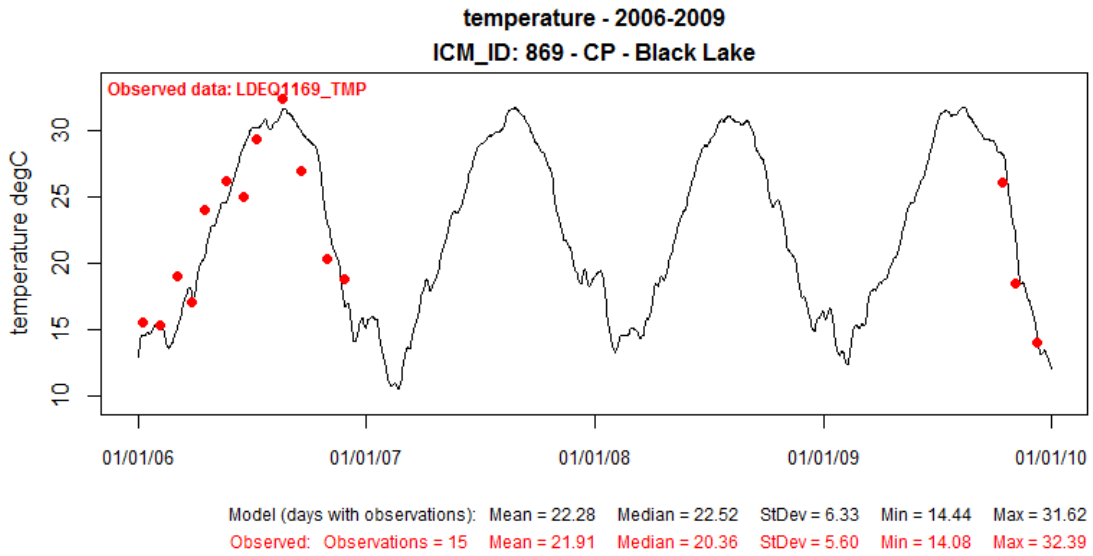


**Figure 266: Modeled Temperature ( C ) at ICM Compartment 869 (solid black line) Compared to Observed Data at LDEQ1169 for Validation Period 2006-2009.**

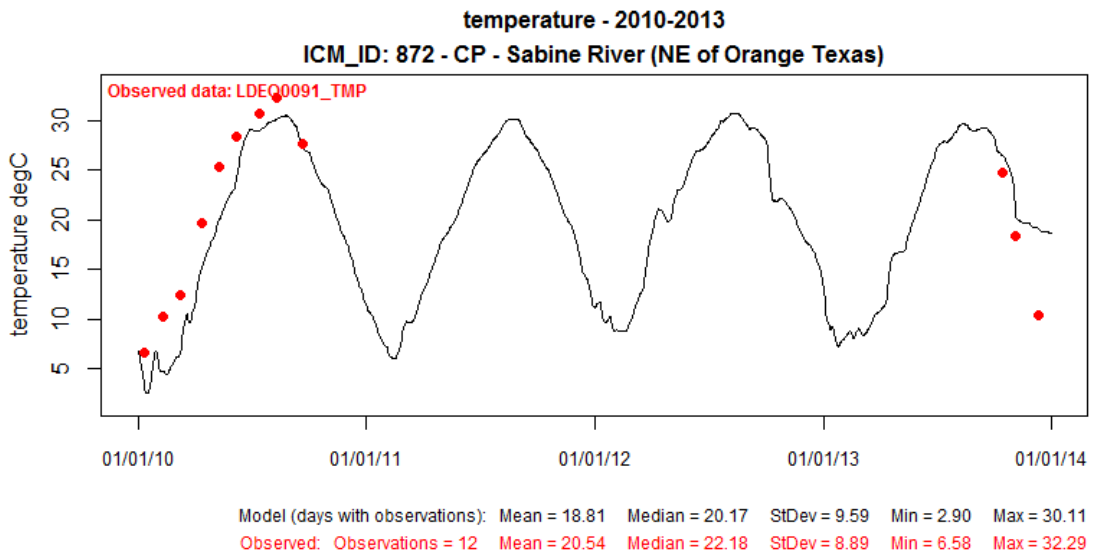


**Figure 267: Modeled Temperature ( C ) at ICM Compartment 872 (solid black line) Compared to Observed Data at LDEQ0091 for Calibration Period 2010-2013.**

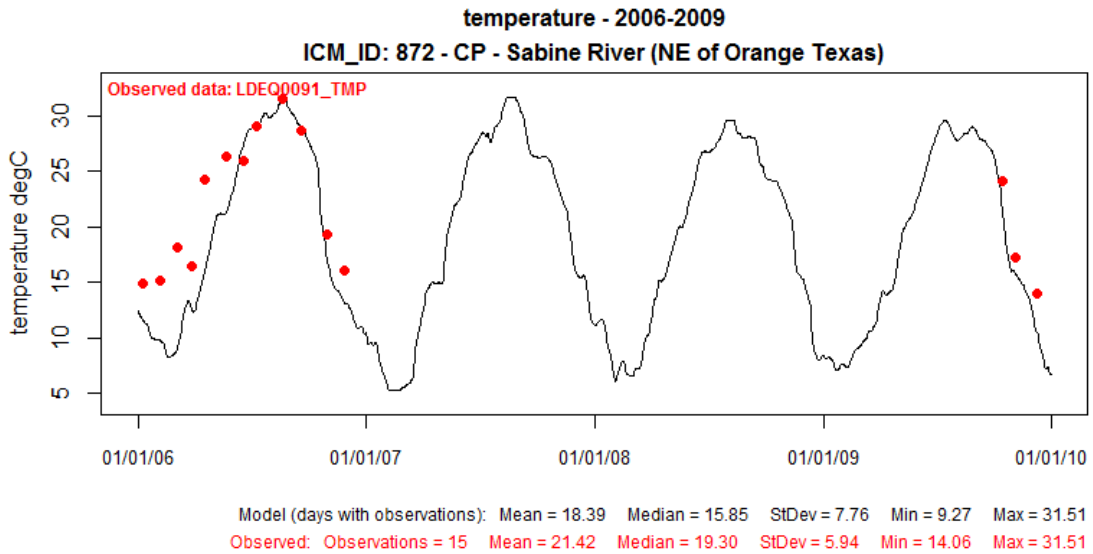


**Figure 268: Modeled Temperature ( C ) at ICM Compartment 872 (solid black line) Compared to Observed Data at LDEQ0091 for Validation Period 2006-2009.**

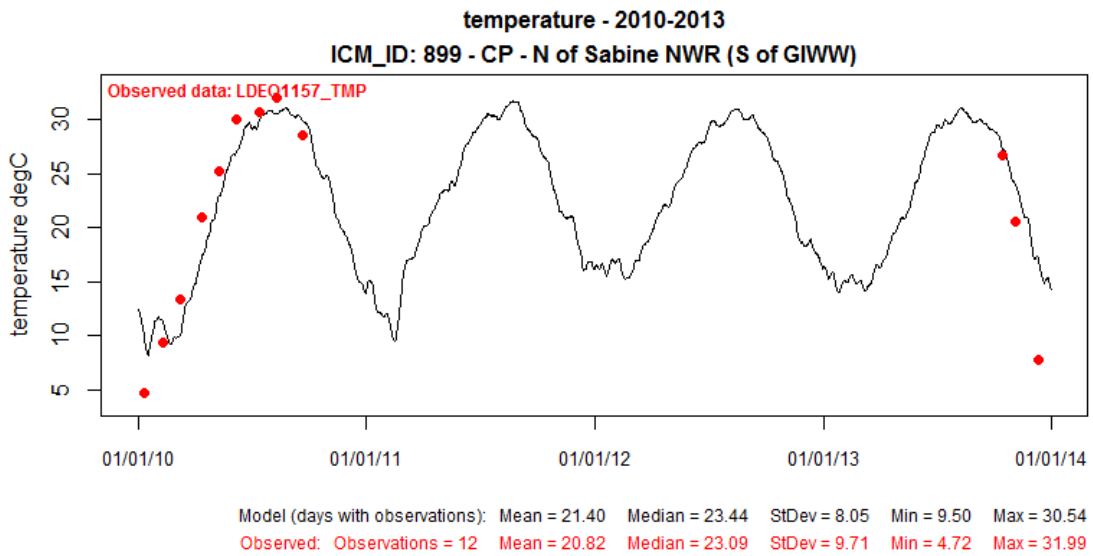


**Figure 269: Modeled Temperature ( C ) at ICM Compartment 899 (solid black line) Compared to Observed Data at LDEQ1157 for Calibration Period 2010-2013.**

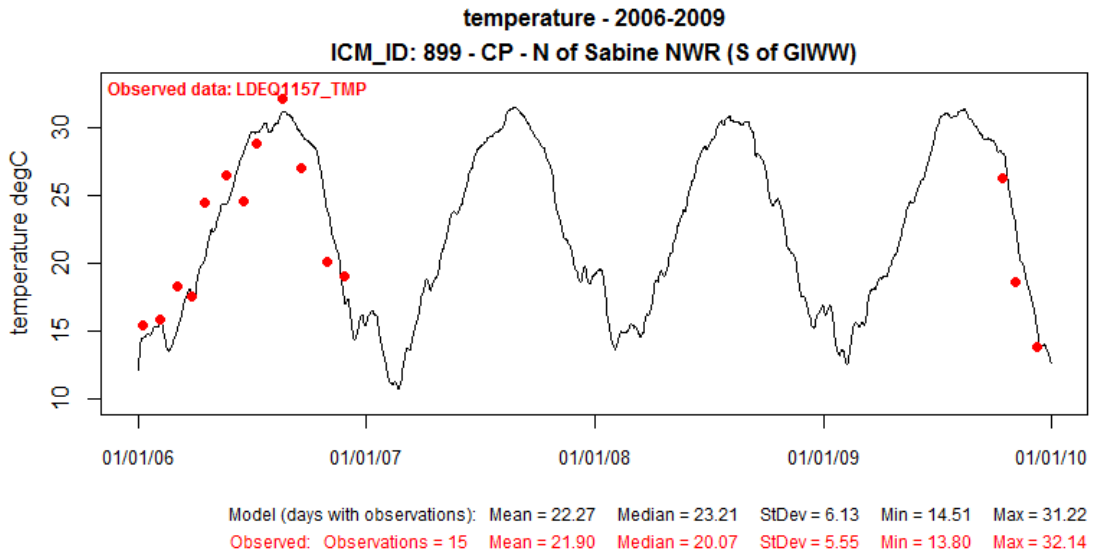


**Figure 270: Modeled Temperature ( C ) at ICM Compartment 899 (solid black line) Compared to Observed Data at LDEQ1157 for Validation Period 2006-2009.**

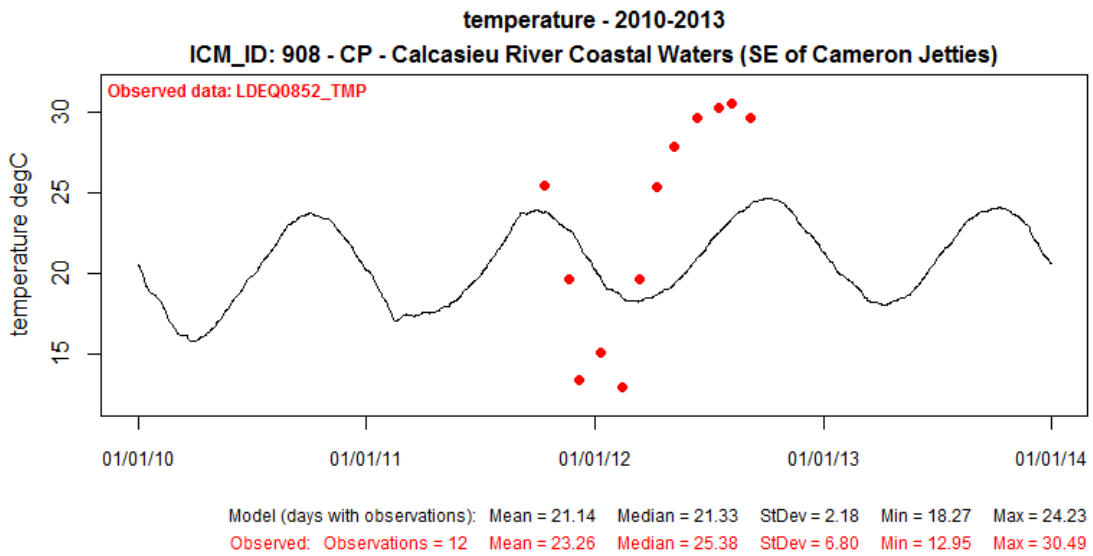


**Figure 271: Modeled Temperature ( C ) at ICM Compartment 908 (solid black line) Compared to Observed Data at LDEQ0852 for Calibration Period 2010-2013.**

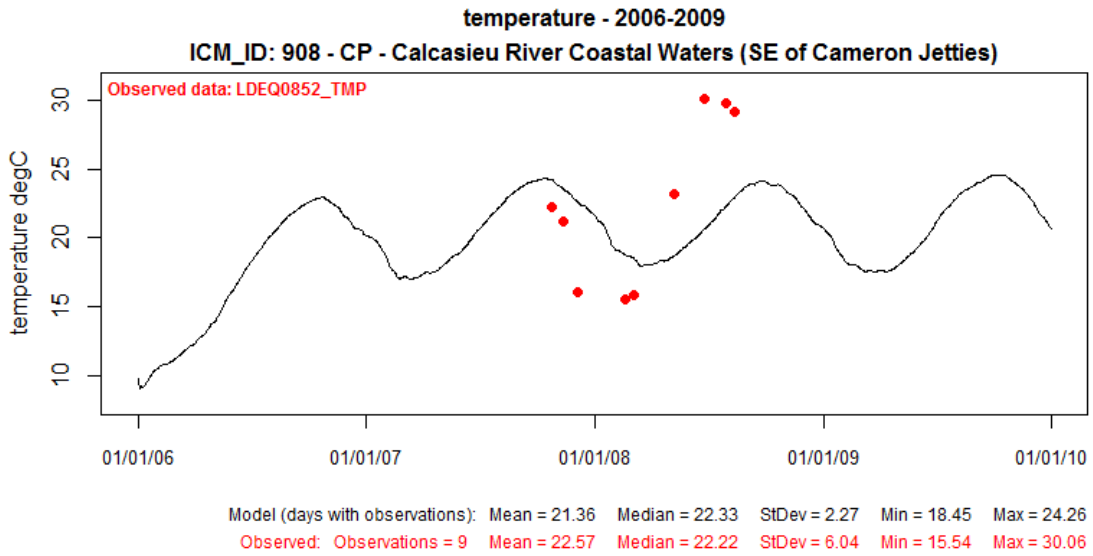


**Figure 272: Modeled Temperature ( C ) at ICM Compartment 908 (solid black line) Compared to Observed Data at LDEQ0852 for Validation Period 2006-2009.**

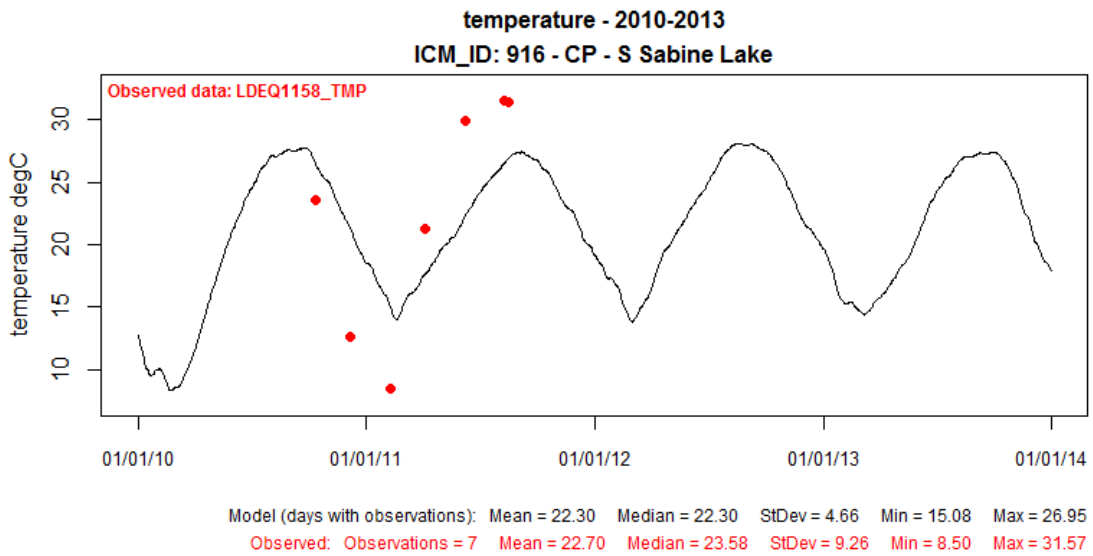


**Figure 273: Modeled Temperature ( C ) at ICM Compartment 916 (solid black line) Compared to Observed Data at LDEQ1158 for Calibration Period 2010-2013.**

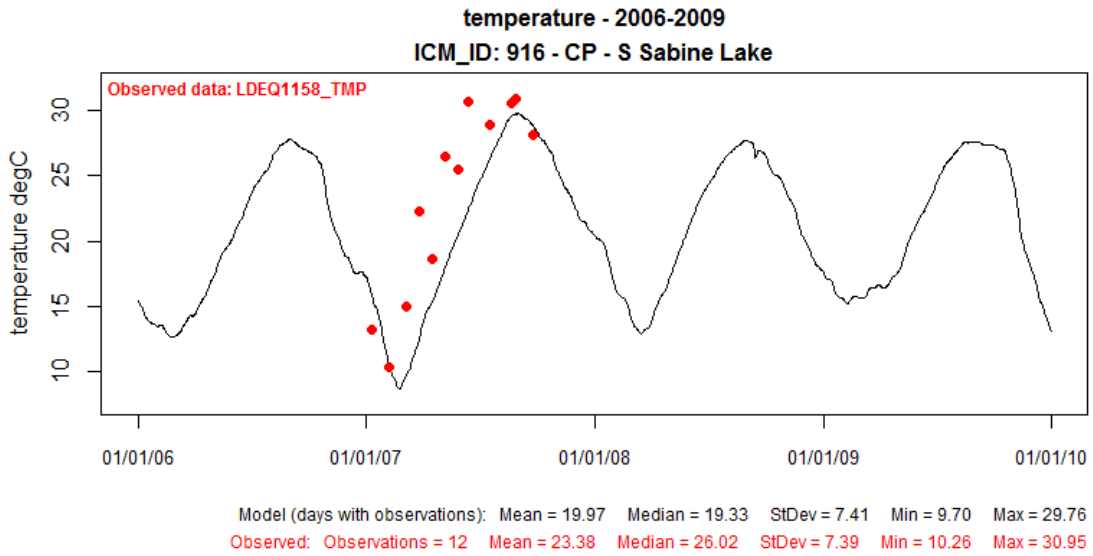


**Figure 274: Modeled Temperature ( C ) at ICM Compartment 916 (solid black line) Compared to Observed Data at LDEQ1158 for Validation Period 2006-2009.**

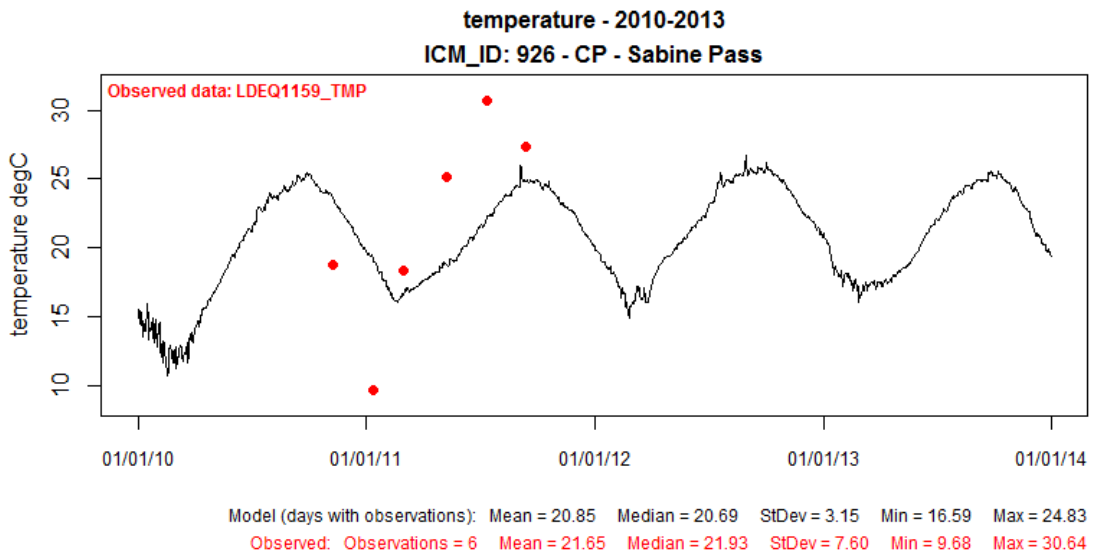


**Figure 275: Modeled Temperature ( C ) at ICM Compartment 926 (solid black line) Compared to Observed Data at LDEQ1159 for Calibration Period 2010-2013.**

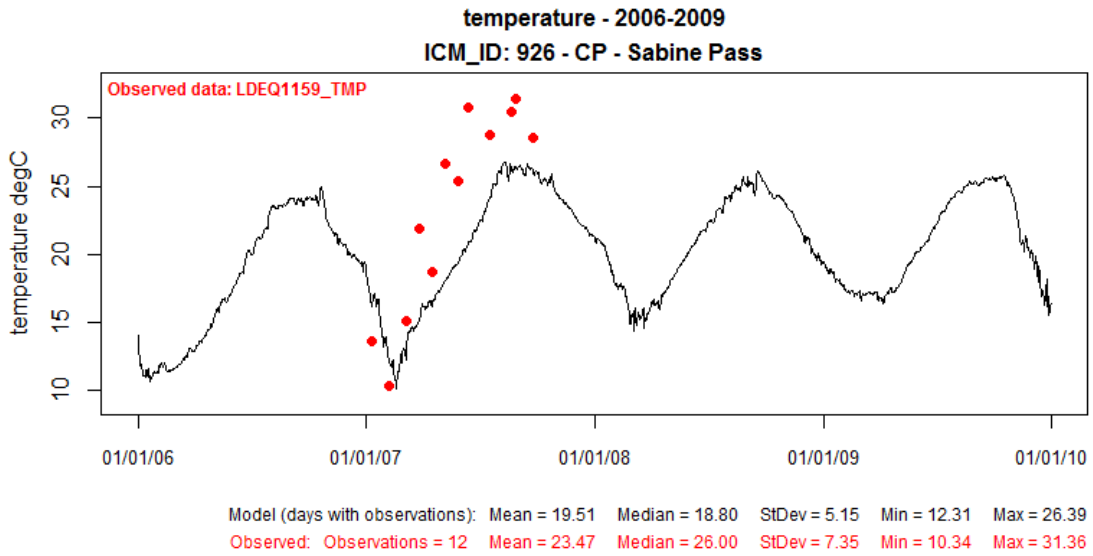


**Figure 276: Modeled Temperature ( C ) at ICM Compartment 926 (solid black line) Compared to Observed Data at LDEQ1159 for Validation Period 2006-2009.**

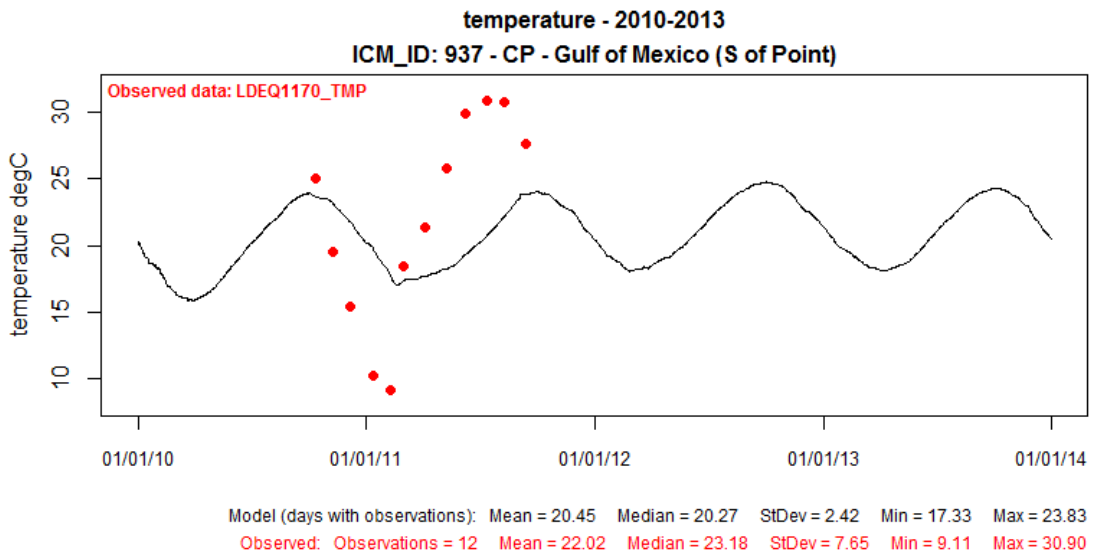


**Figure 277: Modeled Temperature ( C ) at ICM Compartment 937 (solid black line) Compared to Observed Data at LDEQ1170 for Calibration Period 2010-2013.**

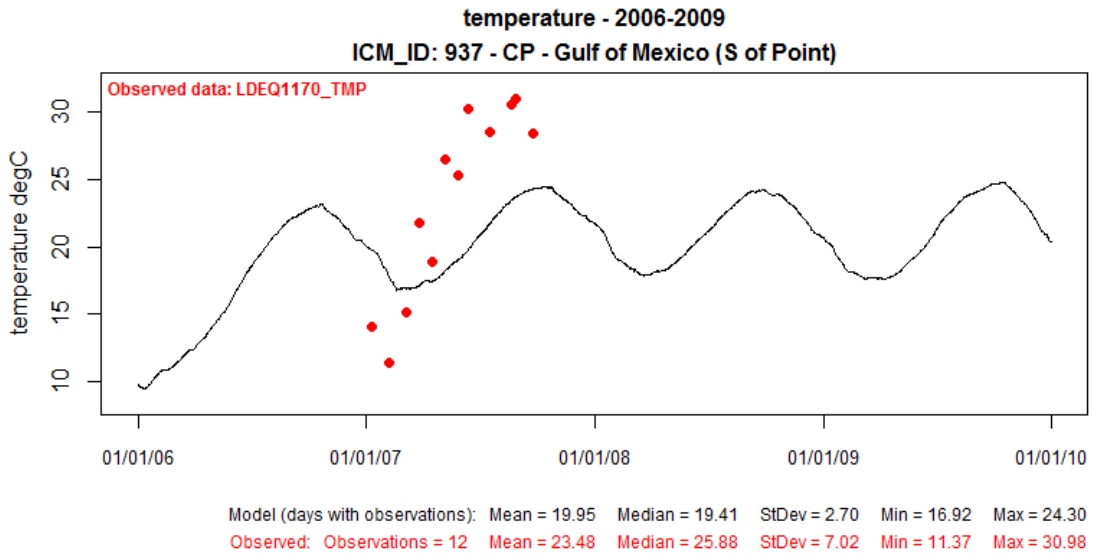


**Figure 278: Modeled Temperature ( C ) at ICM Compartment 937 (solid black line) Compared to Observed Data at LDEQ1170 for Validation Period 2006-2009.**