



# Section 1 Executive Summary

Page intentionally left blank

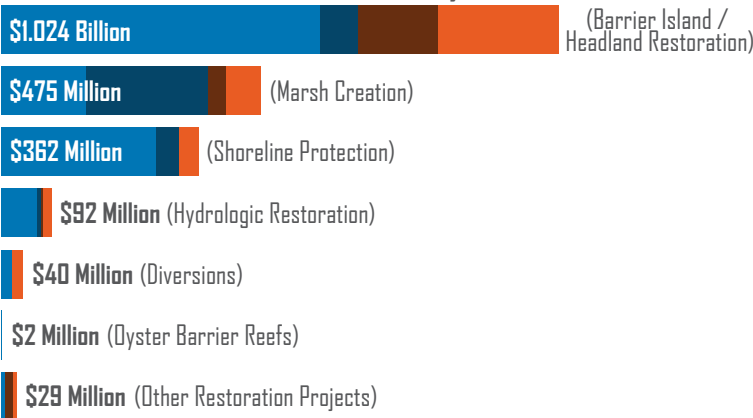
# CPRA 2007-2014 HIGHLIGHTS

Investment in projects constructed since establishment of Coastal Master Plan

## Protection Projects



## Restoration Projects



BY THE NUMBERS

**\$18 BILLION**  
secured for protection and restoration projects

**95.4 MILLION**  
cubic yards of fill placed

**26,241**

acres of land benefited

**256**

miles of levee improved

**45**

miles of barrier islands and berms constructed

**20**

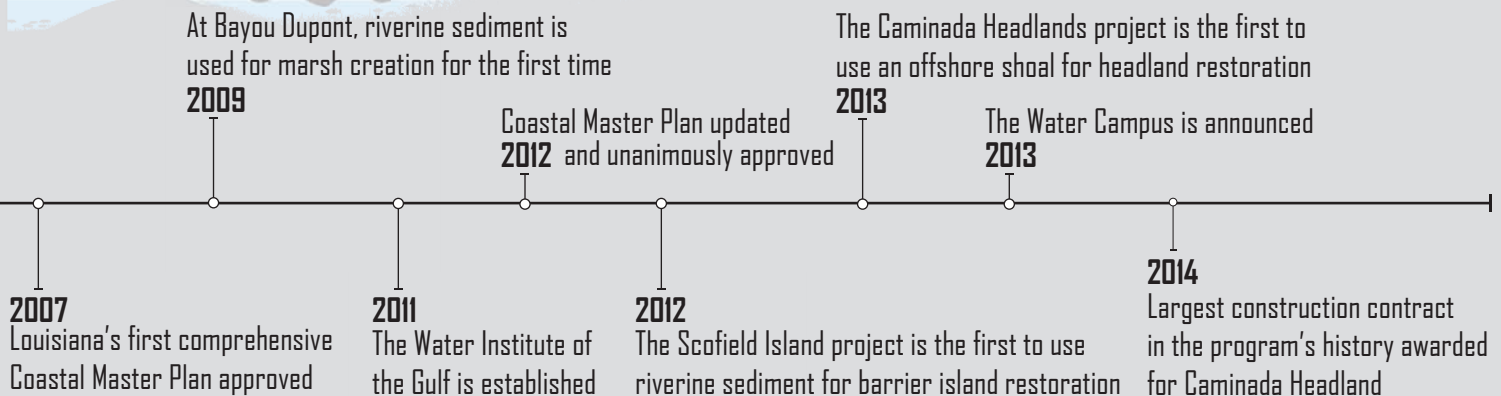
number of parishes with constructed projects

**9**

active dredges in 2014

## MILESTONES

constructed    under construction    headed to construction    to bid in FY2015





# Section 1

## Executive Summary

Stay Informed

The FY 2016 Annual Plan contains budget projections (Tables ES-1 and ES-2) that show projected revenues and the amount of funds that would actually be needed to accomplish the proposed implementation plan over the next three fiscal years. Resources in FY 2016 will be focused on constructing coastal projects that have already been planned and/or designed (Figure ES-1). Funding projections include state budget surplus funds allocated for coastal projects. The implementation plan and funding projections presented in the FY 2016 Annual Plan represent a snapshot in time based on the available funding sources. The state is actively exploring new sources of funding to ensure that the coastal program maintains its current momentum, including Clean Water Act (CWA) penalties resulting from the *Deepwater Horizon* oil spill, future Gulf of Mexico Energy Security Act (GOMESA) funding, and credit initiatives that would generate revenue from the carbon sequestration and water quality benefits of constructed projects. The state is also exploring, as part of the Natural Resources Damage Assessment (NRDA) for the *Deepwater Horizon* oil spill, the implementation of coastal restoration projects to address injuries to natural resources caused by the spill.

New project opportunities may arise if additional funds become available after the approval of the FY 2016 Annual Plan, and conditions may necessitate reprogramming of existing funds to address changes on the ground. If necessary, reprogramming of existing and new funds would occur, with approval from the CPRA, to ensure that limited coastal program funds are allocated to the areas of greatest need and in a manner that will provide the greatest overall benefit to the coast. Such flexibility allows the coastal program to respond effectively to unforeseen events that take place outside the legislatively mandated planning cycle.

We encourage you to join us as we move forward in our efforts to protect and restore coastal Louisiana. The CPRA Board conducts monthly meetings to provide a forum for updates and public discussion of our current work. In addition, many new tools are being developed to allow greater visibility of our progress and to provide increased access to information. These resources and information about upcoming meetings can be found online at [www.coastal.la.gov](http://www.coastal.la.gov).

► **Table ES-1: Projected Three-Year Revenues (FY 2016 - FY 2018)**

Revenue Sources	FY 2016	FY 2017	FY 2018	Program Total (FY 2016 - FY 2018)
CPR Trust Fund Annual Revenue <sup>1,2</sup>	\$27,600,000	\$27,900,000	\$28,400,000	\$83,900,000
CPR Trust Fund Carried Forward	\$11,297,895	\$0	\$0	\$11,297,895
GOMESA <sup>1</sup>	\$80,775	\$80,775	\$140,000,000	\$140,161,550
DOTD Interagency Transfer <sup>1</sup>	\$4,000,000	\$4,000,000	\$4,000,000	\$12,000,000
DOTD Interagency Transfer - Projects	\$277,633	\$138,817	\$0	\$416,450
CWPPRA Federal Funds <sup>3</sup>	\$72,337,669	\$75,214,854	\$75,168,429	\$222,720,952
CIAP	\$79,571,255	\$17,997,486	\$0	\$97,568,741
Surplus '07, '08, '09	\$218,204,372	\$68,050,495	\$27,581,400	\$313,836,268
Community Development Block Grants	\$11,800,838	\$4,940,749	\$0	\$16,741,587
Capital Outlay Funds	\$9,599,885	\$0	\$0	\$9,599,885
<i>Deepwater Horizon</i> NRDA	\$151,229,000	\$92,812,699	\$9,981,161	\$254,022,860
NFWF	\$153,163,709	\$15,191,510	\$9,275,194	\$177,630,413
Proposed RESTORE Revenues	\$28,954,397	\$24,483,191	\$78,474,156	\$131,911,744
LDNR Mitigation Funds <sup>4</sup>	\$800,000	\$0	\$0	\$800,000
LDNR Beneficial Use Funds <sup>4</sup>	\$500,000	\$0	\$0	\$500,000
Iberia Parish IGA <sup>5</sup>	\$380,000	\$0	\$0	\$380,000
St. Mary Levee District Funds <sup>6</sup>	\$875,000	\$0	\$0	\$875,000
MOEX Settlement <sup>7</sup>	\$3,226,712	\$435,847	\$1,409,400	\$5,071,959
OCD-DRU Grant <sup>8</sup>	\$675,000	\$0	\$0	\$675,000
Berm to Barrier <sup>9</sup>	\$99,544	\$104,612	\$99,687	\$303,843
OM&M Federal Funds <sup>10</sup>	\$36,725,819	\$29,835,671	\$17,246,556	\$83,808,046
FEMA Claims for OM&M <sup>11,12</sup>	\$1,510,886	\$0	\$0	\$1,510,886
FEMA Claims for Isaac Beach and Dune Project Repair <sup>13</sup>	\$34,562,851	\$34,562,851	\$0	\$69,125,702
Additional Funding for Isaac Beach and Dune Project Repair	\$11,390,037	\$11,260,793	\$0	\$22,650,830
LOSCO Funding <sup>14</sup>	\$1,200,000	\$0	\$0	\$1,200,000
RESTORE Adaptive Management	\$2,400,000	TBD	TBD	\$2,400,000
Project Billing	\$21,000,000	\$21,000,000	\$21,000,000	\$63,000,000
Capital Outlay Request Submitted for HSDRRS 30-Year Payback	\$0	\$0	\$0	\$0
<b>Total Projected Revenue</b>	<b>\$883,463,278</b>	<b>\$428,010,350</b>	<b>\$412,635,983</b>	<b>\$1,724,109,611</b>

**Notes**

1. Annually recurring revenue source to be spent in accordance with the Louisiana Constitution, specifically State Law Section 214.5.4(E) and the provisions within paragraph (3).
2. Revenue forecast tied to mineral revenue.
3. Represents anticipated Federal reimbursement for CWPPRA projects led by CPRA in which the State is initially incurring more than its 15% cost share during project implementation.
4. Supplemental funding to augment construction of eligible projects (specific projects to be determined at a later date).
5. Used to partially fund TV-0057.
6. Used to partially fund TV-0052-2.
7. Represents anticipated balance as of FY 2016 of an initial deposit of \$6.75 million of funds from the MOEX settlement.
8. Used to fund Coastal Community Resiliency Program.
9. Used to fund monitoring of constructed Berm to Barrier projects.
10. Represents anticipated Federal reimbursement for CWPPRA and WRDA OM&M activities led by CPRA in which the State is initially incurring more than its cost share during project implementation.
11. Represents anticipated claims associated with recovery from past disasters which has been obligated by FEMA.
12. CPRA is pursuing FEMA recovery funding through the FEMA appeals process to restore the form and function of the Coastal Barrier Island Resource System (CBRS) units S01-S08 which were lost as a result of Hurricane Katrina. The cumulative cost of this restoration is estimated to be on the order of \$500 million.
13. Represents anticipated claims from FEMA recovery funds through the FEMA appeals process to restore various beach and dune restoration projects damaged by Hurricane Isaac.
14. Represents reimbursement of expenditures for CPRA oil spill response activities.

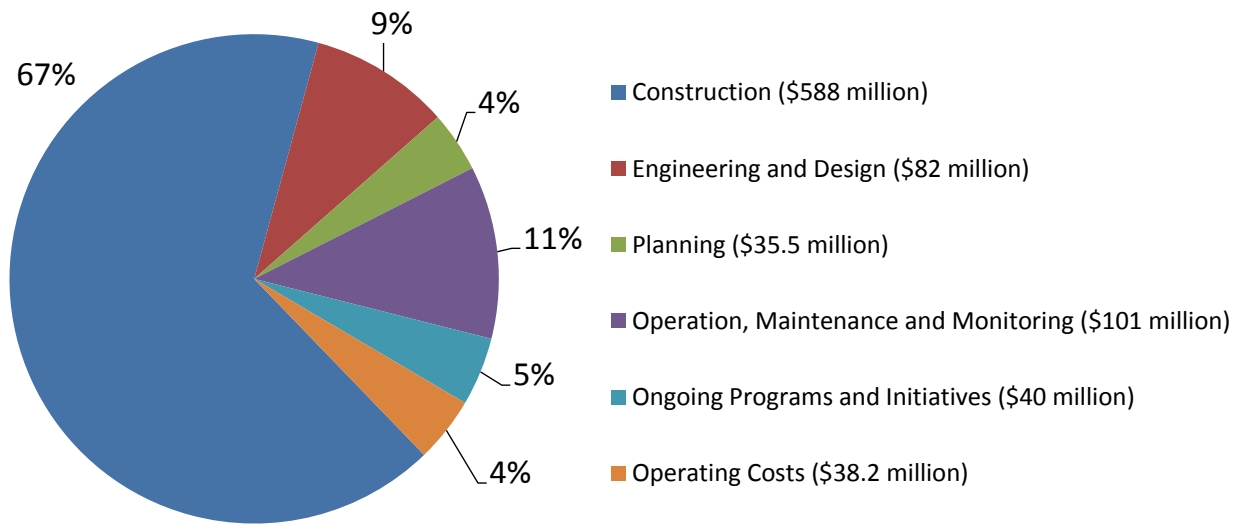
► **Table ES-2: Projected Three-Year Expenditures<sup>1</sup> (FY 2016 - FY 2018)**

Program / Funding Source	FY 2016	FY 2017	FY 2018	Program Total (FY 2016 - FY 2018)
CWPPRA State Expenditures <i>(not including surplus expenditures)</i> <sup>2</sup>	\$17,351,129	\$14,785,146	\$14,831,571	\$46,967,846
CWPPRA Federal Expenditures <sup>3</sup>	\$72,337,669	\$75,214,854	\$75,168,429	\$222,720,952
WRDA Project Expenditures <i>(not including surplus or CIAP expenditures)</i>	\$0	\$0	\$0	\$0
CIAP Projects and Program Expenditures <i>(not including surplus expenditures)</i>	\$79,571,255	\$17,997,486	\$0	\$97,568,741
Surplus Projects and Program Expenditures	\$218,204,372	\$68,050,495	\$27,581,400	\$313,836,268
Community Development Block Grants	\$11,800,838	\$4,940,749	\$0	\$16,741,587
HSDRRS 30-Year Payback <sup>4</sup>	\$0	\$0	\$0	\$0
MOEX Project Expenditures	\$3,226,712	\$435,847	\$1,409,400	\$5,071,959
DOTD Interagency Transfer - HNC Deepening Expenditures	\$277,633	\$138,817	\$0	\$416,450
Capital Outlay Project Expenditures	\$9,599,885	\$0	\$0	\$9,599,885
State-Only Project Expenditures <i>(non-surplus)</i>	\$2,166,000	\$136,000	\$136,000	\$2,438,000
Deepwater Horizon NRDA Expenditures	\$151,229,000	\$92,812,699	\$9,981,161	\$254,022,860
NFWF Expenditures <i>(not including surplus expenditures)</i>	\$153,163,709	\$15,191,510	\$9,275,194	\$177,630,413
Proposed RESTORE Expenditures <i>(not including surplus expenditures)</i>	\$28,954,397	\$24,483,191	\$78,474,156	\$131,911,744
LDNR Mitigation Expenditures <sup>5</sup>	\$800,000	\$0	\$0	\$800,000
LDNR Beneficial Use Expenditures <sup>5</sup>	\$500,000	\$0	\$0	\$500,000
Iberia Parish IGA Expenditures <sup>6</sup>	\$380,000	\$0	\$0	\$380,000
St. Mary Levee District Expenditures <sup>7</sup>	\$875,000	\$0	\$0	\$875,000
OM&M - State Expenditures <i>(not including surplus or CIAP expenditures)</i>	\$7,009,200	\$8,280,149	\$7,334,049	\$22,623,398
OM&M - Federal Expenditures <sup>8</sup>	\$36,725,819	\$29,835,671	\$17,246,556	\$83,808,046
OM&M - Marine Debris Removal <i>(partially reimbursed by FEMA)</i> <sup>9</sup>	\$1,640,130	\$0	\$0	\$1,640,130
OM&M - Isaac Beach and Dune Recovery <i>(partially reimbursed by FEMA)</i> <sup>10</sup>	\$45,823,644	\$45,823,644	\$0	\$91,647,288
Project Support	\$4,100,000	\$4,000,000	\$4,000,000	\$12,100,000
Operating Costs (see Tables 4-3 and 4-4)	\$38,210,731	\$46,936,966	\$50,704,118	\$135,851,815
<b>Total Projected Expenditures</b>	<b>\$883,947,124</b>	<b>\$449,063,224</b>	<b>\$296,142,034</b>	<b>\$1,629,152,382</b>

**Notes**

1. Represents proposed expenditures provided that commensurate level of funding is received.
2. Because CWPPRA projects compete for funding annually, CWPPRA expenditures as presented in Appendix B (which include projected expenditures for approved projects only) do not adequately capture likely CWPPRA expenditures in outlying years. The State's estimated CWPPRA expenditures for FY 2017 - FY 2018 are therefore based on prior years' expenditures.
3. Represents anticipated Federal reimbursement for CWPPRA projects led by CPRA in which the State is initially incurring more than its 15% cost share during project implementation.
4. Payback is based on current HSDRRS construction schedule; payback will not commence until completion of HSDRRS construction activities. According to current estimates, payback will commence in September 2019 with an estimated annual payment of \$98.4 million.
5. Supplemental funding to augment construction of eligible projects (specific projects to be determined at a later date).
6. Used to partially fund TV-0057.
7. Used to partially fund TV-0052-2.
8. Represents anticipated Federal reimbursement for CWPPRA and WRDA OM&M activities led by CPRA in which the State is initially incurring more than its cost share during project implementation.
9. Represents anticipated reimbursement associated with recovery from past disasters which has been obligated by FEMA.
10. Represents anticipated reimbursement of FEMA recovery funds through the FEMA appeals process to restore various beach and dune restoration projects damaged by Hurricane Isaac.

► **Figure ES-1: Projected FY 2016 Expenditures by Project Phase**



**Notes**

- Construction includes Beneficial Use (\$4 million)
- OM&M includes BIMP (\$361,000). Repair/Rehabilitation of Projects (\$1.1 million), Marine Debris Removal (\$1.6 million), and Isaac Beach and Dune Recovery (\$45.8 million).
- Ongoing Programs Includes Project Support (\$4.1 million)

**TOTAL Expenditures**  
**\$884 million**